



Reverse Polarity SMA Male to N Female Bulkhead Cable 150 cm Length Using RG58 Coax

RF Cable Assemblies Technical Data Sheet

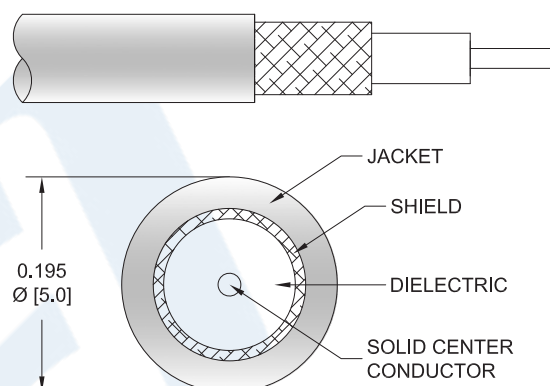
PE3W02336-150CM

Configuration

- Connector 1: SMA Male Reverse Polarity
- Connector 2: N Female Bulkhead
- Cable Type: RG58

Features

- Max Frequency 5 GHz
- 65.9% Phase Velocity
- PVC (NC) Jacket



Applications

- General Purpose
- Laboratory Use

Description

Pasternack's PE3W02336-150CM reverse polarity SMA male to type N female bulkhead 150 cm cable using RG58 coax is part of our full line of RF components available for same-day shipping. Pasternack's flexible RF cable assemblies are ideal for applications where tight bends and flexure are required. This Pasternack reverse polarity SMA to type N cable assembly has a male to female gender configuration with 50 ohm flexible RG58 coax. The PE3W02336-150CM reverse polarity SMA male to type N female cable assembly operates to 5 GHz. Our RF cable assembly with type N bulkhead interface allows designers to create external connections on their product enclosures, and can be used in a variety of other rack mount and panel mount applications.

Custom versions of most RF cable assemblies can be built and shipped same day. Custom cable assembly lengths can be obtained by specifying the desired length on the web site at time of order or by contacting a sales representative. Other available RF cable assembly value added services include connector orientation or clocking, heat shrink booting and custom labeling. RF testing can also be performed to document the electrical performance of your cable assembly.

Electrical Specifications

Description	Minimum	Typical	Maximum	Units
Frequency Range	DC		5	GHz
VSWR			1.5:1	
Velocity of Propagation		65.9		%
Capacitance		30.8 [101.05]		pF/ft [pF/m]

Click the following link (or enter part number in "SEARCH" on website) to obtain additional part information including price, inventory and certifications: [Reverse Polarity SMA Male to N Female Bulkhead Cable 150 cm Length Using RG58 Coax PE3W02336-150CM](#)



Reverse Polarity SMA Male to N Female Bulkhead Cable 150 cm Length Using RG58 Coax

RF Cable Assemblies Technical Data Sheet

PE3W02336-150CM

Specifications by Frequency

Description	F1	F2	F3	F4	F5	Units
Frequency	0.25	0.5	1	2.5	5	GHz
Insertion Loss (Max.)	0.54	0.7	0.93	1.8	3.2	dB

Electrical Specification Notes:

The Insertion Loss data above is based on the performance specifications of the coax cable used in this assembly. The Insertion Loss includes as estimated insertin loss of 0.1 dB per connector.

Mechanical Specifications

Cable Assembly

Length*	59.06 in [150.01 cm]
Diameter	0.87 in [22.1 mm]
Weight	0.26 lbs [117.93 g]

Cable

Cable Type	RG58
Impedance	50 Ohms
Inner Conductor Type	Stranded
Inner Conductor Material and Plating	Copper, Tin
Dielectric Type	PE
Number of Shields	1
Shield Layer 1	Tinned Copper Braid
Jacket Material	PVC (NC), Black
Jacket Diameter	0.195 in [4.95 mm]

One Time Minimum Bend Radius	0.98 in [24.89 mm]
Repeated Minimum Bend Radius	1.96 in [49.78 mm]

Connectors

Description	Connector 1	Connector 2
Type	SMA Male Reverse Polarity	N Female Bulkhead
Impedance	50 Ohms	50 Ohms
Contact Material and Plating		Phosphor Bronze, Gold
Dielectric Type		PTFE
Body Material and Plating	Brass, Nickel	Brass, Tri-Metal

Mechanical Specification Notes:

*All cable assemblies have a length tolerance of 1.5% or $\pm 3/8"$, whichever is greater.

Click the following link (or enter part number in "SEARCH" on website) to obtain additional part information including price, inventory and certifications: [Reverse Polarity SMA Male to N Female Bulkhead Cable 150 cm Length Using RG58 Coax PE3W02336-150CM](#)



Reverse Polarity SMA Male to N Female Bulkhead
Cable 150 cm Length Using RG58 Coax

RF Cable Assemblies Technical Data Sheet

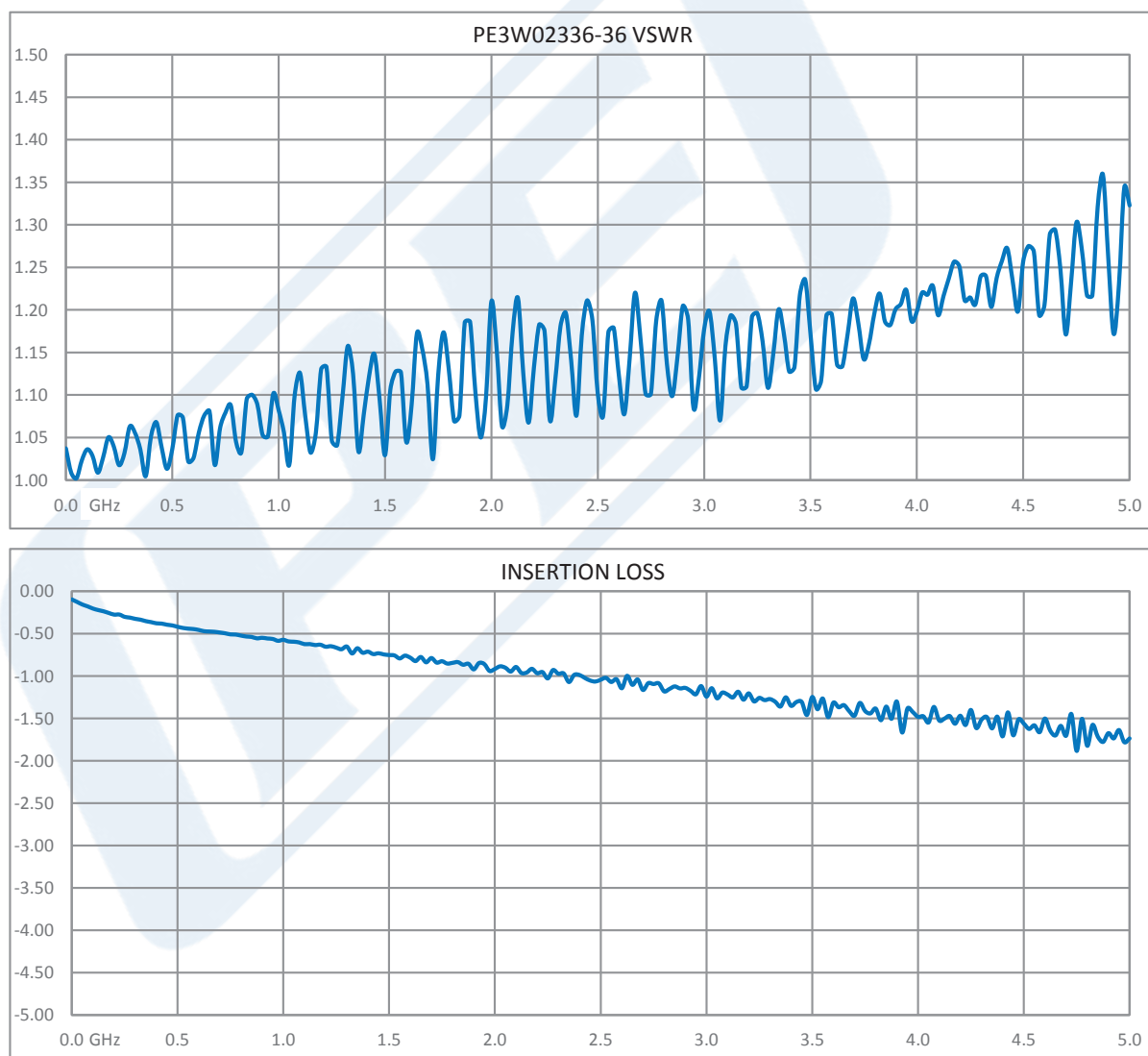
PE3W02336-150CM

Compliance Certifications (see [product page](#) for current document)

Plotted and Other Data

Notes:

Typical Performance Data



Click the following link (or enter part number in "SEARCH" on website) to obtain additional part information including price, inventory and certifications: [Reverse Polarity SMA Male to N Female Bulkhead Cable 150 cm Length Using RG58 Coax PE3W02336-150CM](#)



Reverse Polarity SMA Male to N Female Bulkhead
Cable 150 cm Length Using RG58 Coax

RF Cable Assemblies Technical Data Sheet

PE3W02336-150CM

How to Order

Part Number Configuration:

PE3W02336

- **xx**

uu

Unit of Measure:
cm = Centimeters
<blank> = Inches
Length
Base Number

Example: PE3W02336-12 = 12 inches long cable
PE3W02336-100cm = 100 cm long cable

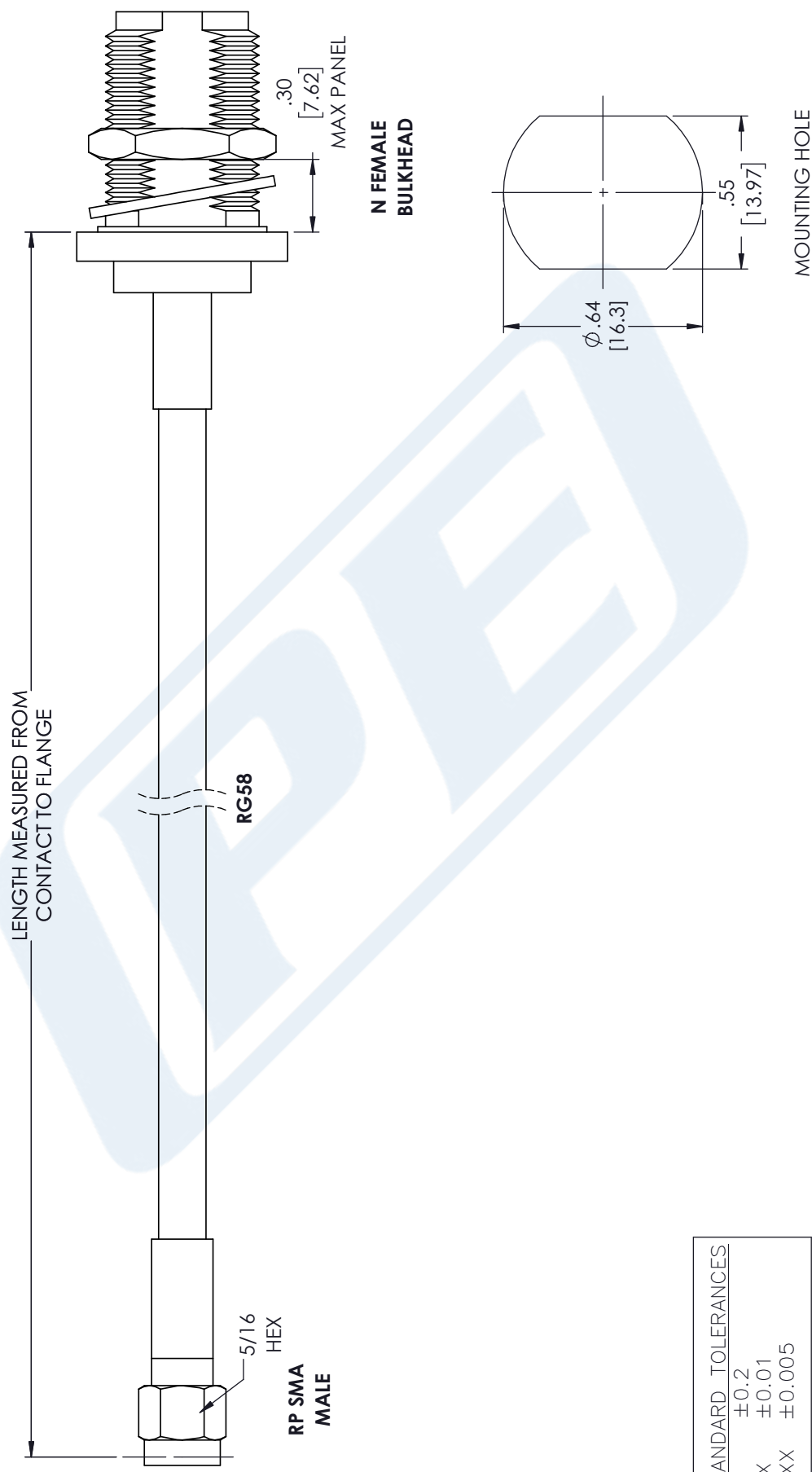
Reverse Polarity SMA Male to N Female Bulkhead Cable 150 cm Length Using RG58 Coax from Pasternack Enterprises has same day shipment for domestic and International orders. Our RF, microwave and millimeter wave products maintain a 99.4% availability and are part of the broadest selection in the industry.

Click the following link (or enter part number in "SEARCH" on website) to obtain additional part information including price, inventory and certifications: [Reverse Polarity SMA Male to N Female Bulkhead Cable 150 cm Length Using RG58 Coax PE3W02336-150CM](https://www.pasternack.com/sma-male-n-female-rg58cu-cable-assembly-pe3w02336-150cm-p.aspx)

URL: <https://www.pasternack.com/sma-male-n-female-rg58cu-cable-assembly-pe3w02336-150cm-p.aspx>

The information contained in this document is accurate to the best of our knowledge and representative of the part described herein. It may be necessary to make modifications to the part and/or the documentation of the part, in order to implement improvements. Pasternack reserves the right to make such changes as required. Unless otherwise stated, all specifications are nominal. Pasternack does not make any representation or warranty regarding the suitability of the part described herein for any particular purpose, and Pasternack does not assume any liability arising out of the use of any part or documentation.

PE3W02336-150CM CAD Drawing
Reverse Polarity SMA Male to N Female Bulkhead
Cable 150 cm Length Using RG58 Coax



STANDARD TOLERANCES	
.X	±0.2
.XX	±0.01
.XXX	±0.005

*STANDARD TOLERANCES APPLY ONLY TO DIMENSIONS IN INCHES



PASTERNAK®
THE ENGINEER'S RF SOURCE
Pasternack Enterprises, Inc.
P.O. Box 16759 | Irvine | CA | 92623
Phone: (949) 261-1920 | **Fax:** (949) 261-7451
Website: www.pasternack.com | **E-Mail:** sales@pasternack.com

DWG TITLE	PE3W02336
CAGE CODE	53919

NOTES: 1. UNLESS OTHERWISE SPECIFIED ALL DIMENSIONS ARE NOMINAL. 2. ALL SPECIFICATIONS ARE SUBJECT TO CHANGE WITHOUT NOTICE AT ANY TIME. 3. DIMENSIONS ARE IN INCHES [mm].		
CAD FILE	06/13/18	SCALE N/A
SIZE A	CN2379	