



Black FAKRA Jack to FAKRA Jack Cable 48 Inch Length Using RG188-DS Coax

RF Cable Assemblies Technical Data Sheet

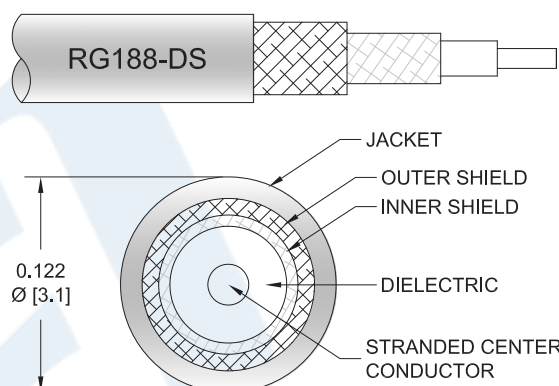
PE3W02209-48

Configuration

- Connector 1: FAKRA Jack
- Connector 2: FAKRA Jack
- Cable Type: RG188-DS

Features

- Max Frequency 4 GHz
- Double Shielded
- PTFE Jacket



Applications

- General Purpose
- Laboratory Use

Description

Pasternack's PE3W02209-48 black FAKRA jack to FAKRA jack 48 inch cable using RG188-DS coax is part of our full line of RF components available for same-day shipping. Pasternack's flexible RF cable assemblies are ideal for applications where tight bends and flexure are required. This Pasternack FAKRA to FAKRA cable assembly has a jack to jack gender configuration with 50 ohm flexible RG188-DS coax. The PE3W02209-48 FAKRA jack to FAKRA jack cable assembly operates to 4 GHz. The double shielding of this Pasternack cable assembly provides excellent shielding effectiveness.

Custom versions of most RF cable assemblies can be built and shipped same day. Custom cable assembly lengths can be obtained by specifying the desired length on the web site at time of order or by contacting a sales representative. Other available RF cable assembly value added services include connector orientation or clocking, heat shrink booting and custom labeling. RF testing can also be performed to document the electrical performance of your cable assembly.

Electrical Specifications

Description	Minimum	Typical	Maximum	Units
Frequency Range	DC		4	GHz
VSWR			1.6:1	
Return Loss			-15.56	dB
Capacitance		32 [104.99]		pF/ft [pF/m]

Click the following link (or enter part number in "SEARCH" on website) to obtain additional part information including price, inventory and certifications: [Black FAKRA Jack to FAKRA Jack Cable 48 Inch Length Using RG188-DS Coax PE3W02209-48](#)



Black FAKRA Jack to FAKRA Jack Cable
48 Inch Length Using RG188-DS Coax

RF Cable Assemblies Technical Data Sheet

PE3W02209-48

Specifications by Frequency

Description	F1	F2	F3	F4	F5	Units
Frequency	0.25	0.5	1	2.5	4	GHz
Insertion Loss (Max.)	0.78	0.99	1.4	2.14	2.87	dB

Electrical Specification Notes:

The Insertion Loss data above is based on the performance specifications of the coax used in this assembly. The Insertion Loss includes an estimated insertion loss of 0.2dB of connector loss.

Mechanical Specifications

Cable Assembly

Length*	48 in [121.92 cm]
Diameter	0.37 in [9.4 mm]

Cable

Cable Type	RG188-DS
Impedance	50 Ohms
Inner Conductor Type	Stranded
Inner Conductor Material and Plating	Copper Clad Steel, Silver
Dielectric Type	PTFE
Number of Shields	2
Shield Layer 1	Silver Plated Copper Braid
Shield Layer 2	Silver Plated Copper Braid
Jacket Material	PTFE, White
Jacket Diameter	0.122 in [3.1 mm]

Connectors

Description	Connector 1	Connector 2
Type	FAKRA Jack	FAKRA Jack
Impedance	50 Ohms	50 Ohms
Configuration	Straight	Straight
Contact Material and Plating	Phosphor Bronze, Gold	Phosphor Bronze, Gold
Dielectric Type	Teflon	Teflon
Outer Conductor Material and Plating	Brass, Nickel	Brass, Nickel
Body Material and Plating	Plastic	Plastic

Mechanical Specification Notes:

*All cable assemblies have a length tolerance of 1.5% or $\pm 3/8"$, whichever is greater.

Click the following link (or enter part number in "SEARCH" on website) to obtain additional part information including price, inventory and certifications: [Black FAKRA Jack to FAKRA Jack Cable 48 Inch Length Using RG188-DS Coax PE3W02209-48](#)



Black FAKRA Jack to FAKRA Jack Cable
48 Inch Length Using RG188-DS Coax

RF Cable Assemblies Technical Data Sheet

PE3W02209-48

Environmental Specifications

Temperature

Operating Range

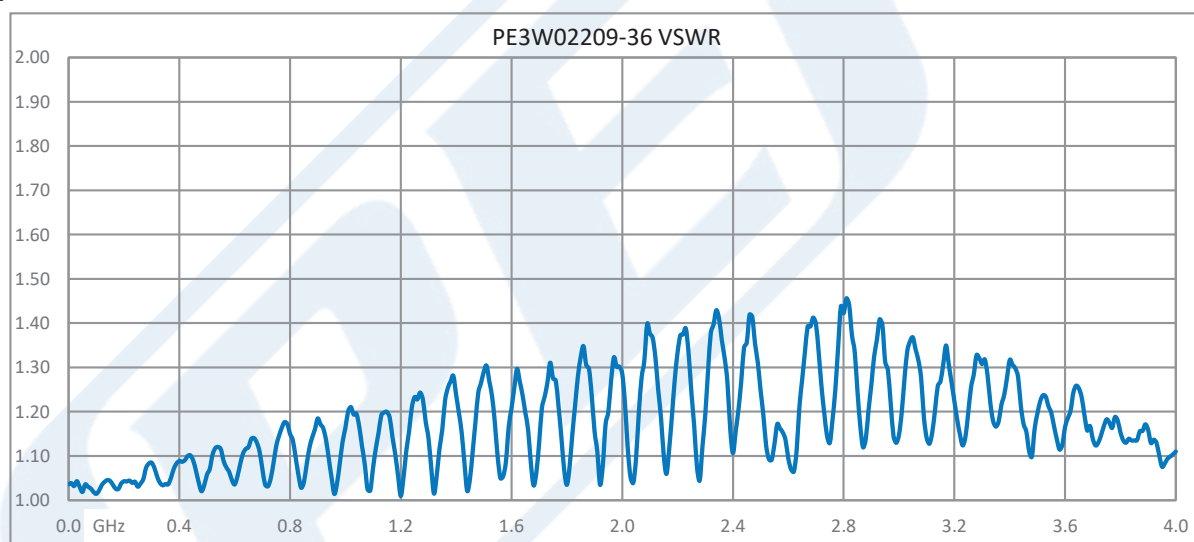
-40 to +85 deg C

Compliance Certifications (see [product page](#) for current document)

Plotted and Other Data

Notes:

Typical Performance Data



Click the following link (or enter part number in "SEARCH" on website) to obtain additional part information including price, inventory and certifications: [Black FAKRA Jack to FAKRA Jack Cable 48 Inch Length Using RG188-DS Coax PE3W02209-48](#)



Black FAKRA Jack to FAKRA Jack Cable
48 Inch Length Using RG188-DS Coax

RF Cable Assemblies Technical Data Sheet

PE3W02209-48

How to Order

Part Number Configuration:

PE3W02209

- **xx**

uu

Unit of Measure:
cm = Centimeters
<blank> = Inches
Length
Base Number

Example: PE3W02209-12 = 12 inches long cable
PE3W02209-100cm = 100 cm long cable

Black FAKRA Jack to FAKRA Jack Cable 48 Inch Length Using RG188-DS Coax from Pasternack Enterprises has same day shipment for domestic and International orders. Our RF, microwave and millimeter wave products maintain a 99.4% availability and are part of the broadest selection in the industry.

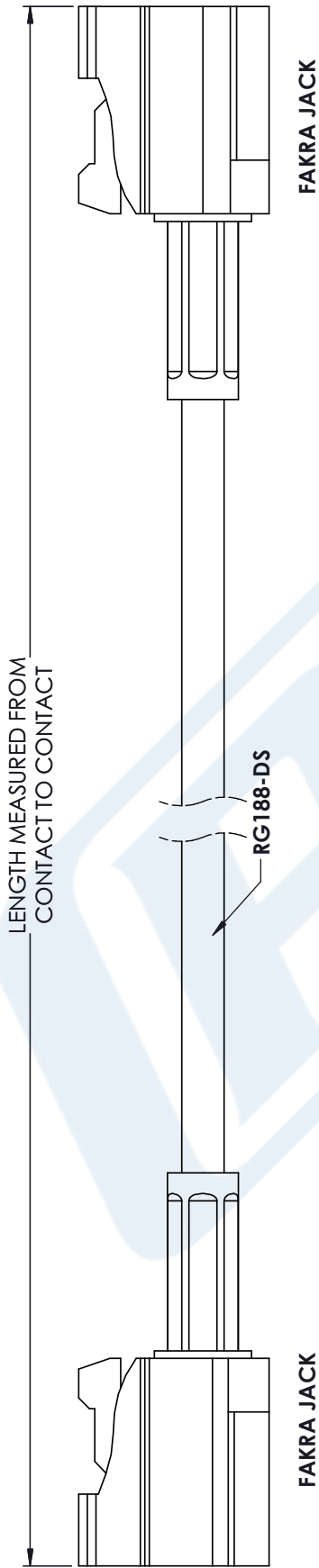
Click the following link (or enter part number in "SEARCH" on website) to obtain additional part information including price, inventory and certifications: [Black FAKRA Jack to FAKRA Jack Cable 48 Inch Length Using RG188-DS Coax PE3W02209-48](https://www.pasternack.com/fakra-jack-fakra-jack-rg188-ds-cable-assembly-pe3w02209-48-p.aspx)

URL: <https://www.pasternack.com/fakra-jack-fakra-jack-rg188-ds-cable-assembly-pe3w02209-48-p.aspx>

The information contained in this document is accurate to the best of our knowledge and representative of the part described herein. It may be necessary to make modifications to the part and/or the documentation of the part, in order to implement improvements. Pasternack reserves the right to make such changes as required. Unless otherwise stated, all specifications are nominal. Pasternack does not make any representation or warranty regarding the suitability of the part described herein for any particular purpose, and Pasternack does not assume any liability arising out of the use of any part or documentation.

PE3W02209-48 CAD Drawing

Black FAKRA Jack to FAKRA Jack Cable 48 Inch Length Using RG188-DS Coax



STANDARD TOLERANCES

.X ±0.2
.XX ±0.01
.XXX ±0.005

*STANDARD TOLERANCES APPLY ONLY TO DIMENSIONS IN INCHES



Pasternack Enterprises, Inc.
P.O. Box 16759 | Irvine | CA | 92623
Phone: (949) 261-1920 | Fax: (949) 261-7451
Website: www.pasternack.com | E-Mail: sales@pasternack.com

DWG TITLE

PE3W02209

NOTES:
1. UNLESS OTHERWISE SPECIFIED ALL DIMENSIONS ARE NOMINAL.
2. ALL SPECIFICATIONS ARE SUBJECT TO CHANGE WITHOUT NOTICE AT ANY TIME.
3. DIMENSIONS ARE IN INCHES [mm].

CAGE CODE 53919

CAD FILE 09/27/18

SCALE N/A

SIZE A

CN2379