



SMA Male to N Male Cable 60 Inch Length Using LMR-240-UF Coax

RF Cable Assemblies Technical Data Sheet

PE3W01626-60

Configuration

- Connector 1: SMA Male
- Connector 2: N Male
- Cable Type: LMR-240-UF

Features

- Max Frequency 5.8 GHz
- 84% Phase Velocity
- Double Shielded
- PE Jacket

Applications

- General Purpose
- Laboratory Use

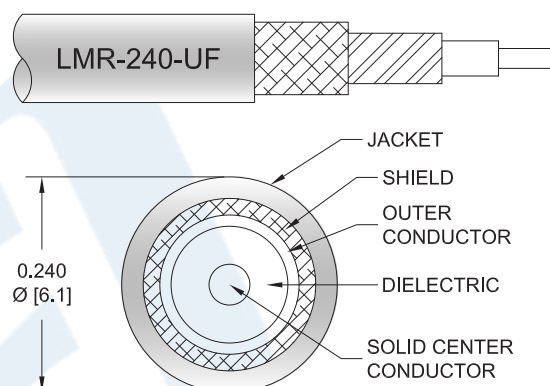
Description

Pasternack's PE3W01626-60 SMA male to type N male 60 inch cable using LMR-240-UF coax is part of our full line of RF components available for same-day shipping. Pasternack's flexible RF cable assemblies are ideal for applications where tight bends and flexure are required. This Pasternack SMA to type N cable assembly has a male to male gender configuration with 50 ohm flexible LMR-240-UF coax. The PE3W01626-60 SMA male to type N male cable assembly operates to 5.8 GHz. The double shielding of this Pasternack cable assembly provides excellent shielding effectiveness.

Custom versions of most RF cable assemblies can be built and shipped same day. Custom cable assembly lengths can be obtained by specifying the desired length on the web site at time of order or by contacting a sales representative. Other available RF cable assembly value added services include connector orientation or clocking, heat shrink booting and custom labeling. RF testing can also be performed to document the electrical performance of your cable assembly.

Electrical Specifications

Description	Minimum	Typical	Maximum	Units
Frequency Range	DC		5.8	GHz
VSWR			1.5:1	
Velocity of Propagation		84		%
Capacitance		24.2 [79.4]		pF/ft [pF/m]



Click the following link (or enter part number in "SEARCH" on website) to obtain additional part information including price, inventory and certifications: [SMA Male to N Male Cable 60 Inch Length Using LMR-240-UF Coax PE3W01626-60](#)



SMA Male to N Male Cable 60 Inch Length
Using LMR-240-UF Coax

RF Cable Assemblies Technical Data Sheet

PE3W01626-60

Specifications by Frequency

Description	F1	F2	F3	F4	F5	Units
Frequency	0.5	1	2	4	5.8	GHz
Insertion Loss (Max.)	0.65	0.68	0.89	1.18	1.42	dB

Electrical Specification Notes:

The Insertion Loss data above is based on the performance specifications of the coax used in this assembly. The Insertion Loss includes an estimated insertion loss of 0.2dB of connector loss.

Mechanical Specifications

Cable Assembly

Length* 60 in [152.4 cm]

Cable

Cable Type LMR-240-UF
Impedance 50 Ohms
Inner Conductor Type Solid
Dielectric Type PE (F)
Number of Shields 2
Shield Layer 1 Tinned Copper
Shield Layer 2 Aluminum Tape
Jacket Material PE, Black

One Time Minimum Bend Radius 0.75 in [19.05 mm]
Repeated Minimum Bend Radius 2.5 in [63.5 mm]

Click the following link (or enter part number in "SEARCH" on website) to obtain additional part information including price, inventory and certifications: [SMA Male to N Male Cable 60 Inch Length Using LMR-240-UF Coax PE3W01626-60](#)



SMA Male to N Male Cable 60 Inch Length
Using LMR-240-UF Coax

RF Cable Assemblies Technical Data Sheet

PE3W01626-60

Connectors

Description	Connector 1	Connector 2
Type	SMA Male	N Male
Specification		MIL-STD-348A
Impedance	50 Ohms	50 Ohms
Contact Material and Plating	Phosphor Bronze, Gold	Brass, Gold
Contact Plating Specification		30μ in. minimum
Dielectric Type	Teflon	Teflon
Body Material and Plating	Brass, Gold	Brass, Nickel
Body Plating Specification		100μ in. minimum
Coupling Nut Material and Plating	Brass, Gold	Brass, Nickel
Coupling Nut Plating Specification		100μ in. minimum
Hex Size	5/16 in	
Torque	5 in-lbs [0.57 Nm]	

Mechanical Specification Notes:

*All cable assemblies have a length tolerance of 1.5% or $\pm 3/8$ ", whichever is greater.

Compliance Certifications (see [product page](#) for current document)

Plotted and Other Data

Notes:

Click the following link (or enter part number in "SEARCH" on website) to obtain additional part information including price, inventory and certifications: [SMA Male to N Male Cable 60 Inch Length Using LMR-240-UF Coax PE3W01626-60](#)

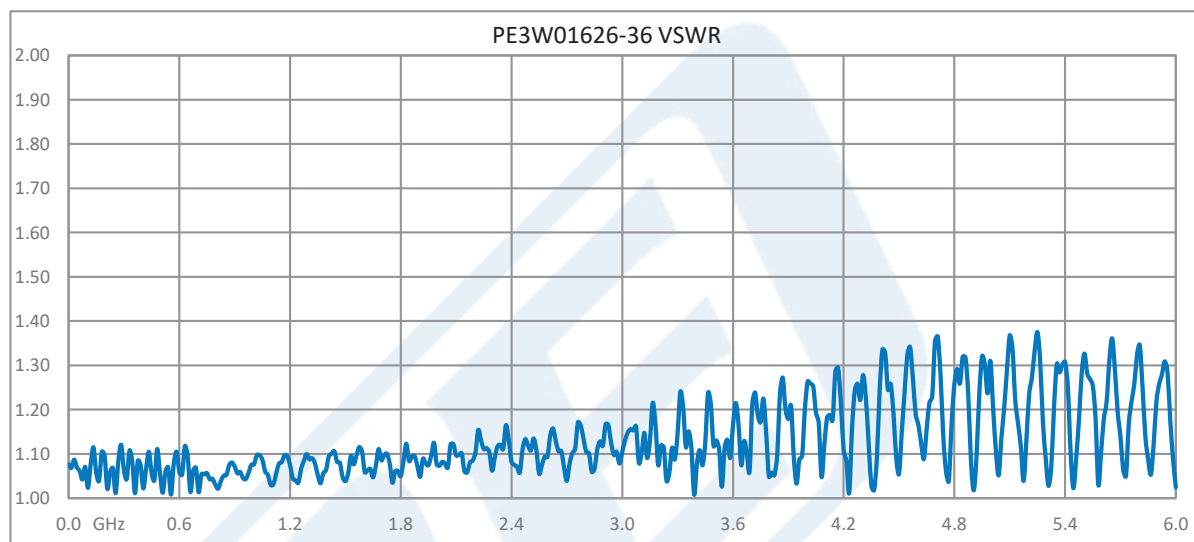


SMA Male to N Male Cable 60 Inch Length
Using LMR-240-UF Coax

RF Cable Assemblies Technical Data Sheet

PE3W01626-60

Typical Performance Data



Click the following link (or enter part number in "SEARCH" on website) to obtain additional part information including price, inventory and certifications: [SMA Male to N Male Cable 60 Inch Length Using LMR-240-UF Coax PE3W01626-60](#)



SMA Male to N Male Cable 60 Inch Length Using LMR-240-UF Coax

RF Cable Assemblies Technical Data Sheet

PE3W01626-60

How to Order

Part Number Configuration:

PE3W01626

- xx

uu

Unit of Measure:
cm = Centimeters
<blank> = Inches
Length
Base Number

Example: PE3W01626-12 = 12 inches long cable
PE3W01626-100cm = 100 cm long cable

SMA Male to N Male Cable 60 Inch Length Using LMR-240-UF Coax from Pasternack Enterprises has same day shipment for domestic and International orders. Our RF, microwave and millimeter wave products maintain a 99.4% availability and are part of the broadest selection in the industry.


Click the following link (or enter part number in "SEARCH" on website) to obtain additional part information including price, inventory and certifications: [SMA Male to N Male Cable 60 Inch Length Using LMR-240-UF Coax PE3W01626-60](#)

URL: <https://www.pasternack.com/sma-male-n-male-lmr240uf-cable-assembly-pe3w01626-60-p.aspx>

The information contained in this document is accurate to the best of our knowledge and representative of the part described herein. It may be necessary to make modifications to the part and/or the documentation of the part, in order to implement improvements. Pasternack reserves the right to make such changes as required. Unless otherwise stated, all specifications are nominal. Pasternack does not make any representation or warranty regarding the suitability of the part described herein for any particular purpose, and Pasternack does not assume any liability arising out of the use of any part or documentation.

PE3W01626-60 CAD Drawing

SMA Male to N Male Cable 60 Inch Length Using LMR-240-UF Coax



STANDARD TOLERANCES	
.X	±0.2
.XX	±0.01
.XXX	±0.005

*STANDARD TOLERANCES APPLY ONLY TO DIMENSIONS IN INCHES



PASTERNAK[®]
THE ENGINEER'S RF SOURCE

Pasternack Enterprises, Inc.
P.O. Box 16759 | Irvine | CA | 92623
Phone: (949) 261-1920 | **Fax:** (949) 261-7451
Website: www.pasternack.com | **E-Mail:** sales@pasternack.com

DWG TITLE	PE3W01626
CAGE CODE	53919

NOTES: 1. UNLESS OTHERWISE SPECIFIED ALL DIMENSIONS ARE NOMINAL. 2. ALL SPECIFICATIONS ARE SUBJECT TO CHANGE WITHOUT NOTICE AT ANY TIME. 3. DIMENSIONS ARE IN INCHES [mm].	CAD FILE	10/23/18	SCALE	N/A	SIZE	A	CN2379
---	----------	----------	-------	-----	------	---	--------