



SMA Male to N Male Cable 200 CM Length Using LMR-240-UF Coax

RF Cable Assemblies Technical Data Sheet

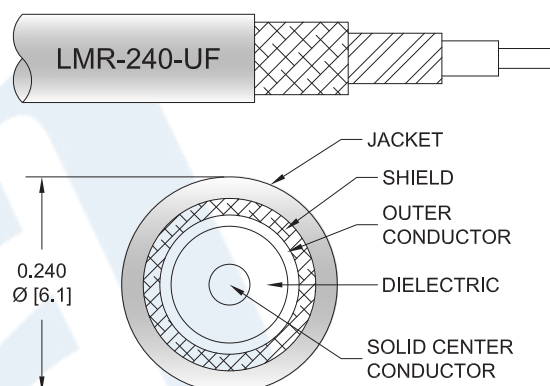
PE3W01626-200CM

Configuration

- Connector 1: SMA Male
- Connector 2: N Male
- Cable Type: LMR-240-UF

Features

- Max Frequency 5.8 GHz
- 84% Phase Velocity
- Double Shielded
- PE Jacket



Applications

- General Purpose
- Laboratory Use

Description

Pasternack's PE3W01626-200CM SMA male to type N male 200 cm cable using LMR-240-UF coax is part of our full line of RF components available for same-day shipping. Pasternack's flexible RF cable assemblies are ideal for applications where tight bends and flexure are required. This Pasternack SMA to type N cable assembly has a male to male gender configuration with 50 ohm flexible LMR-240-UF coax. The PE3W01626-200CM SMA male to type N male cable assembly operates to 5.8 GHz. The double shielding of this Pasternack cable assembly provides excellent shielding effectiveness.

Custom versions of most RF cable assemblies can be built and shipped same day. Custom cable assembly lengths can be obtained by specifying the desired length on the web site at time of order or by contacting a sales representative. Other available RF cable assembly value added services include connector orientation or clocking, heat shrink booting and custom labeling. RF testing can also be performed to document the electrical performance of your cable assembly.

Electrical Specifications

| Description | Minimum | Typical | Maximum | Units |
|-------------------------|---------|-------------|---------|--------------|
| Frequency Range | DC | | 5.8 | GHz |
| VSWR | | | 1.5:1 | |
| Velocity of Propagation | | 84 | | % |
| Capacitance | | 24.2 [79.4] | | pF/ft [pF/m] |

Click the following link (or enter part number in "SEARCH" on website) to obtain additional part information including price, inventory and certifications: [SMA Male to N Male Cable 200 CM Length Using LMR-240-UF Coax PE3W01626-200CM](#)



SMA Male to N Male Cable 200 CM Length
Using LMR-240-UF Coax

RF Cable Assemblies Technical Data Sheet

PE3W01626-200CM

Specifications by Frequency

| Description | F1 | F2 | F3 | F4 | F5 | Units |
|-----------------------|------|------|------|------|-----|-------|
| Frequency | 0.5 | 1 | 2 | 4 | 5.8 | GHz |
| Insertion Loss (Max.) | 0.78 | 0.83 | 1.11 | 1.48 | 1.8 | dB |

Electrical Specification Notes:

The Insertion Loss data above is based on the performance specifications of the coax used in this assembly. The Insertion Loss includes an estimated insertion loss of 0.2dB of connector loss.

Mechanical Specifications

Cable Assembly

Length* 78.74 in [200 cm]

Cable

Cable Type LMR-240-UF
Impedance 50 Ohms
Inner Conductor Type Solid
Dielectric Type PE (F)
Number of Shields 2
Shield Layer 1 Tinned Copper
Shield Layer 2 Aluminum Tape
Jacket Material PE, Black

One Time Minimum Bend Radius 0.75 in [19.05 mm]
Repeated Minimum Bend Radius 2.5 in [63.5 mm]

Click the following link (or enter part number in "SEARCH" on website) to obtain additional part information including price, inventory and certifications: [SMA Male to N Male Cable 200 CM Length Using LMR-240-UF Coax PE3W01626-200CM](#)



SMA Male to N Male Cable 200 CM Length
Using LMR-240-UF Coax

RF Cable Assemblies Technical Data Sheet

PE3W01626-200CM

Connectors

| Description | Connector 1 | Connector 2 |
|------------------------------------|-----------------------|------------------|
| Type | SMA Male | N Male |
| Specification | | MIL-STD-348A |
| Impedance | 50 Ohms | 50 Ohms |
| Contact Material and Plating | Phosphor Bronze, Gold | Brass, Gold |
| Contact Plating Specification | | 30μ in. minimum |
| Dielectric Type | Teflon | Teflon |
| Body Material and Plating | Brass, Gold | Brass, Nickel |
| Body Plating Specification | | 100μ in. minimum |
| Coupling Nut Material and Plating | Brass, Gold | Brass, Nickel |
| Coupling Nut Plating Specification | | 100μ in. minimum |
| Hex Size | 5/16 in | |
| Torque | 5 in-lbs [0.57 Nm] | |

Mechanical Specification Notes:

*All cable assemblies have a length tolerance of 1.5% or $\pm 3/8"$, whichever is greater.

Compliance Certifications (see [product page](#) for current document)

Plotted and Other Data

Notes:

Click the following link (or enter part number in "SEARCH" on website) to obtain additional part information including price, inventory and certifications: [SMA Male to N Male Cable 200 CM Length Using LMR-240-UF Coax PE3W01626-200CM](#)

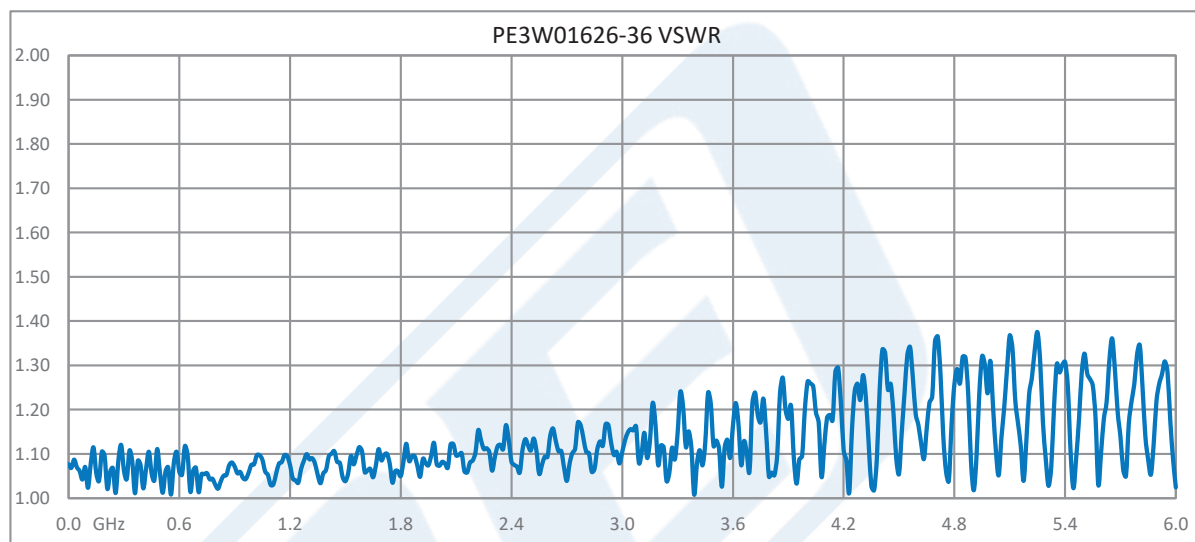


SMA Male to N Male Cable 200 CM Length
Using LMR-240-UF Coax

RF Cable Assemblies Technical Data Sheet

PE3W01626-200CM

Typical Performance Data



Click the following link (or enter part number in "SEARCH" on website) to obtain additional part information including price, inventory and certifications: [SMA Male to N Male Cable 200 CM Length Using LMR-240-UF Coax PE3W01626-200CM](#)



SMA Male to N Male Cable 200 CM Length Using LMR-240-UF Coax

RF Cable Assemblies Technical Data Sheet

PE3W01626-200CM

How to Order

Part Number Configuration:

PE3W01626

- xx

uu

Unit of Measure:
cm = Centimeters
<blank> = Inches
Length
Base Number

Example: PE3W01626-12 = 12 inches long cable
PE3W01626-100cm = 100 cm long cable

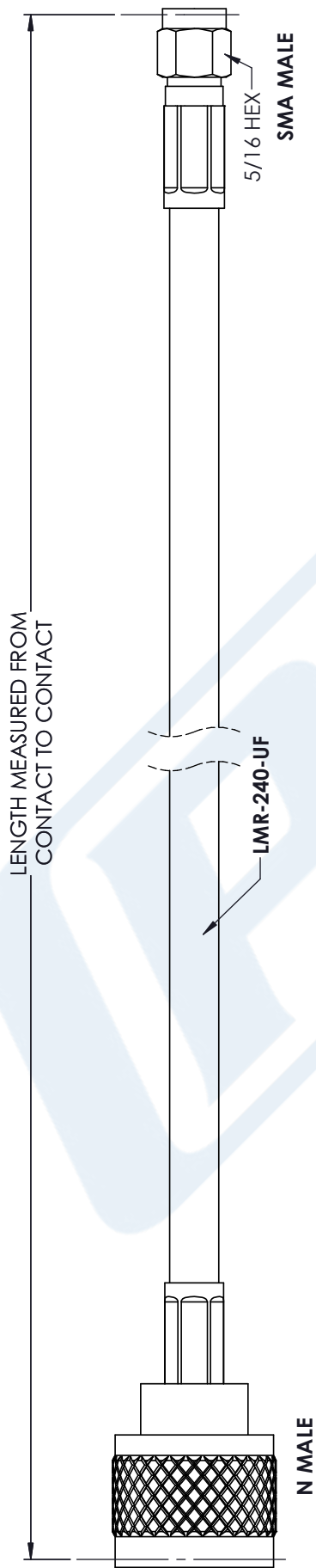
SMA Male to N Male Cable 200 CM Length Using LMR-240-UF Coax from Pasternack Enterprises has same day shipment for domestic and International orders. Our RF, microwave and millimeter wave products maintain a 99.4% availability and are part of the broadest selection in the industry.

Click the following link (or enter part number in "SEARCH" on website) to obtain additional part information including price, inventory and certifications: [SMA Male to N Male Cable 200 CM Length Using LMR-240-UF Coax PE3W01626-200CM](https://www.pasternack.com/sma-male-n-male-lmr240uf-cable-assembly-pe3w01626-200cm-p.aspx)

URL: <https://www.pasternack.com/sma-male-n-male-lmr240uf-cable-assembly-pe3w01626-200cm-p.aspx>

The information contained in this document is accurate to the best of our knowledge and representative of the part described herein. It may be necessary to make modifications to the part and/or the documentation of the part, in order to implement improvements. Pasternack reserves the right to make such changes as required. Unless otherwise stated, all specifications are nominal. Pasternack does not make any representation or warranty regarding the suitability of the part described herein for any particular purpose, and Pasternack does not assume any liability arising out of the use of any part or documentation.

PE3W01626-200CM CAD Drawing
SMA Male to N Male Cable 200 CM Length Using LMR-240-UF Coax



| STANDARD TOLERANCES |
|---------------------|
| .X ±0.2 |
| .XX ±0.01 |
| .XXX ±0.005 |

*STANDARD TOLERANCES APPLY
ONLY TO DIMENSIONS IN INCHES



Pasternack Enterprises, Inc.
P.O. Box 16759 | Irvine | CA | 92623
Phone: (949) 261-1920 | Fax: (949) 261-7451
Website: www.pasternack.com | E-Mail: sales@pasternack.com

DWG TITLE

PE3W01626

NOTES:
1. UNLESS OTHERWISE SPECIFIED ALL DIMENSIONS ARE NOMINAL.
2. ALL SPECIFICATIONS ARE SUBJECT TO CHANGE WITHOUT NOTICE AT ANY TIME.
3. DIMENSIONS ARE IN INCHES [mm].

CAGE CODE 53919

CAD FILE 10/23/18

SCALE N/A

SIZE A

CN2379