



## 2.92mm Male to 2.4mm Male Cable Using PE-SR405FL Coax

### RF Cable Assemblies Technical Data Sheet

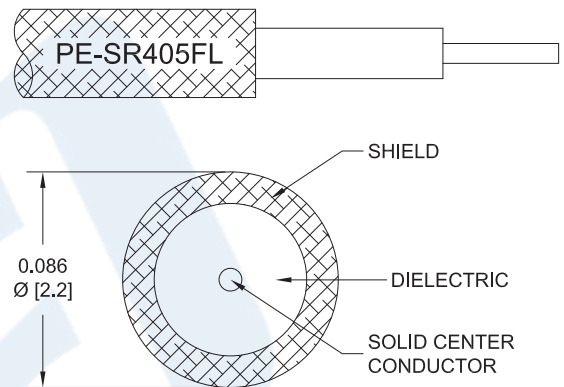
PE3W01131-36

#### Configuration

- Connector 1: 2.92mm Male
- Connector 2: 2.4mm Male
- Cable Type: PE-SR405FL

#### Features

- Max Frequency 40 GHz
- 69.5% Phase Velocity
- 500 Mating Cycles



#### Applications

- General Purpose
- Laboratory Use

#### Description

Pasternack's PE3W01131-36 2.92mm male to 2.4mm male 36 inch cable using PE-SR405FL coax is part of our full line of RF components available for same-day shipping. Pasternack's formable RF cable assemblies provide an alternative to costly pre-formed semi-rigid assemblies since they are hand formable. This Pasternack 2.92mm to 2.4mm cable assembly has a male to male gender configuration with 50 ohm formable PE-SR405FL coax. The PE3W01131-36 2.92mm male to 2.4mm male cable assembly operates to 40 GHz.

Custom versions of most RF cable assemblies can be built and shipped same day. Custom cable assembly lengths can be obtained by specifying the desired length on the web site at time of order or by contacting a sales representative. Other available RF cable assembly value added services include connector orientation or clocking, heat shrink booting and custom labeling. RF testing can also be performed to document the electrical performance of your cable assembly.

#### Electrical Specifications

Description	Minimum	Typical	Maximum	Units
Frequency Range	DC		40	GHz
VSWR			1.45:1	
Return Loss			-15.563	dB
Velocity of Propagation		69.5		%
Capacitance		29 [95.14]		pF/ft [pF/m]
DC Resistance Inner Conductor		65.7 [215.55]		$\Omega$ /1000ft [ $\Omega$ /Km]
DC Resistance Outer Conductor		10.2 [33.46]		$\Omega$ /1000ft [ $\Omega$ /Km]

Click the following link (or enter part number in "SEARCH" on website) to obtain additional part information including price, inventory and certifications: [2.92mm Male to 2.4mm Male Cable Using PE-SR405FL Coax PE3W01131-36](#)



## 2.92mm Male to 2.4mm Male Cable Using PE-SR405FL Coax

### RF Cable Assemblies Technical Data Sheet

PE3W01131-36

#### Specifications by Frequency

Description	F1	F2	F3	F4	F5	Units
Frequency	2.5	5	10	18	20	GHz
Insertion Loss (Max.)	1.24	1.85	2.64	3.57	3.8	dB

#### Electrical Specification Notes:

The Insertion Loss data above is based on the performed specifications of the coax used in this assembly. The Insertion Loss includes an estimated loss of 0.2dB of connector loss.

#### Mechanical Specifications

##### Cable Assembly

Length*	36 in [914.4 mm]
Diameter	0.312 in [7.92 mm]
Weight	0.069 lbs [31.3 g]

##### Cable

Cable Type	PE-SR405FL
Impedance	50 Ohms
Inner Conductor Type	Solid
Inner Conductor Material and Plating	Copper Clad Steel, Silver
Dielectric Type	PTFE
Number of Shields	1
Shield Layer 1	Tinned Copper Braid
Outer Conductor Material and Plating	Copper, Tin
Outer Conductor Diameter	0.086 in [2.18 mm]
Repeated Minimum Bend Radius	0.78 in [19.81 mm]

Click the following link (or enter part number in "SEARCH" on website) to obtain additional part information including price, inventory and certifications: [2.92mm Male to 2.4mm Male Cable Using PE-SR405FL Coax PE3W01131-36](#)



2.92mm Male to 2.4mm Male Cable Using PE-SR405FL Coax

RF Cable Assemblies Technical Data Sheet

PE3W01131-36

**Connectors**

Description	Connector 1	Connector 2
Type	2.92mm Male	2.4mm Male
Impedance	50 Ohms	50 Ohms
Mating Cycles	500	500
Contact Material and Plating	Beryllium Copper, Gold over Nickel	Beryllium Copper, Gold
Contact Plating Specification	50 µin minimum	MIL-G-45204
Dielectric Type	PCTFE	Noryl
Body Material and Plating	Passivated Stainless Steel	Passivated Stainless Steel
Body Plating Specification	SAE-AMS-2700	ASTM A380
Coupling Nut Material and Plating	Passivated Stainless Steel	Passivated Stainless Steel
Coupling Nut Plating Specification		ASTM A380
Hex Size	5/16 Inch	5/16 in.
Torque	8 in-lbs [0.9 Nm]	8 in-lbs [0.9 Nm]

Mechanical Specification Notes:

\*All cable assemblies have a length tolerance of 1.5% or ± 3/8", whichever is greater.

**Compliance Certifications** (see [product page](#) for current document)

**Plotted and Other Data**

Notes:

Click the following link (or enter part number in "SEARCH" on website) to obtain additional part information including price, inventory and certifications: [2.92mm Male to 2.4mm Male Cable Using PE-SR405FL Coax PE3W01131-36](#)

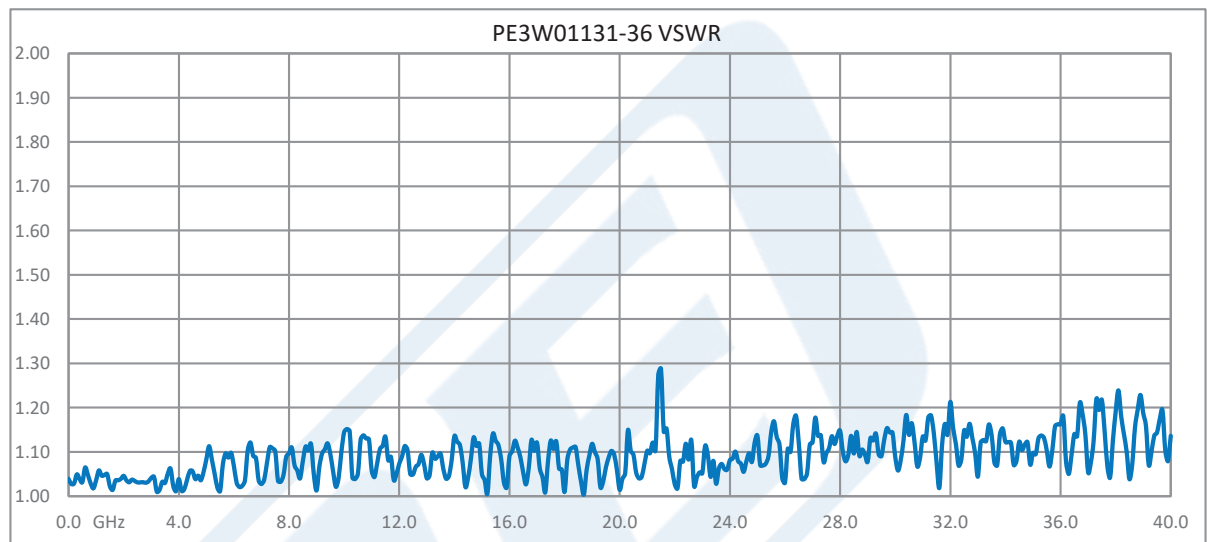


## 2.92mm Male to 2.4mm Male Cable Using PE-SR405FL Coax

### RF Cable Assemblies Technical Data Sheet

PE3W01131-36

#### Typical Performance Data



Click the following link (or enter part number in "SEARCH" on website) to obtain additional part information including price, inventory and certifications: [2.92mm Male to 2.4mm Male Cable Using PE-SR405FL Coax PE3W01131-36](#)



2.92mm Male to 2.4mm Male Cable Using PE-SR405FL Coax

RF Cable Assemblies Technical Data Sheet

PE3W01131-36

**How to Order**

Part Number Configuration:

**PE3W01131**

- **xx**

**uu**

Unit of Measure:  
cm = Centimeters  
<blank> = Inches  
Length  
Base Number

Example: PE3W01131-12 = 12 inches long cable  
PE3W01131-100cm = 100 cm long cable

2.92mm Male to 2.4mm Male Cable Using PE-SR405FL Coax from Pasternack Enterprises has same day shipment for domestic and International orders. Our RF, microwave and millimeter wave products maintain a 99.4% availability and are part of the broadest selection in the industry.

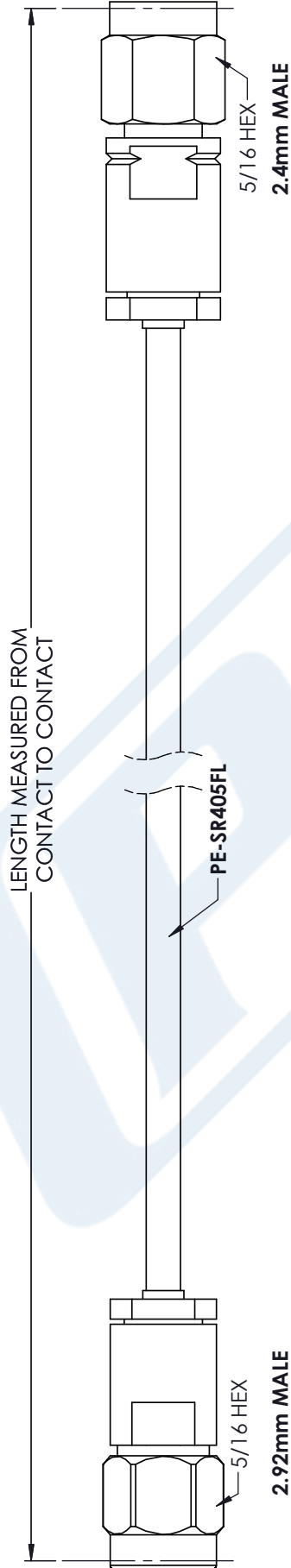
Click the following link (or enter part number in "SEARCH" on website) to obtain additional part information including price, inventory and certifications: [2.92mm Male to 2.4mm Male Cable Using PE-SR405FL Coax PE3W01131-36](https://www.pasternack.com/2.92mm-male-2.4mm-male-pe-sr405fl-cable-assembly-pe3w01131-36)

URL: <https://www.pasternack.com/2.92mm-male-2.4mm-male-pe-sr405fl-cable-assembly-pe3w01131-36-p.aspx>

The information contained in this document is accurate to the best of our knowledge and representative of the part described herein. It may be necessary to make modifications to the part and/or the documentation of the part, in order to implement improvements. Pasternack reserves the right to make such changes as required. Unless otherwise stated, all specifications are nominal. Pasternack does not make any representation or warranty regarding the suitability of the part described herein for any particular purpose, and Pasternack does not assume any liability arising out of the use of any part or documentation.

# PE3W01131-36 CAD Drawing

2.92mm Male to 2.4mm Male Cable Using PE-SR405FL Coax



STANDARD TOLERANCES	
.X	±0.2
.XX	±0.01
.XXX	±0.005

\*STANDARD TOLERANCES APPLY ONLY TO DIMENSIONS IN INCHES

**PE PASTERNAK**  
 THE ENGINEER'S RF SOURCE  
 Pasternack Enterprises, Inc.  
 P.O. Box 16759 | Irvine | CA | 92623  
**Phone:** (949) 261-1920 | **Fax:** (949) 261-7451  
**Website:** www.pasternack.com | **E-Mail:** sales@pasternack.com

DWG TITLE  
 PE3W01131

CAGE CODE 53919

NOTES:  
 1. UNLESS OTHERWISE SPECIFIED ALL DIMENSIONS ARE NOMINAL.  
 2. ALL SPECIFICATIONS ARE SUBJECT TO CHANGE WITHOUT NOTICE AT ANY TIME.  
 3. DIMENSIONS ARE IN INCHES [mm].

CAD FILE 10/23/18

SCALE N/A

SIZE A  
 CN2379