



SMA Male to N Male Right Angle Cable 50 CM Length Using PE-SR402FL Coax

RF Cable Assemblies Technical Data Sheet

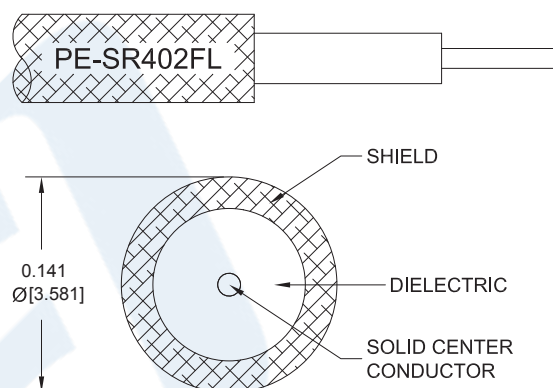
PE3W00507-50CM

Configuration

- Connector 1: SMA Male
- Connector 2: N Male Right Angle
- Cable Type: PE-SR402FL

Features

- Max Frequency 11 GHz
- Shielding Effectivity > 100 dB
- 69.5% Phase Velocity



Applications

- General Purpose
- Laboratory Use

Description

Pasternack's PE3W00507-50CM SMA male to type N male right angle 50 cm cable using PE-SR402FL coax is part of our full line of RF components available for same-day shipping. Pasternack's formable RF cable assemblies provide an alternative to costly pre-formed semi-rigid assemblies since they are hand formable. This Pasternack SMA to type N cable assembly has a male to male gender configuration with 50 ohm formable PE-SR402FL coax. The PE3W00507-50CM SMA male to type N male cable assembly operates to 11 GHz. The right angle type N interface on the PE-SR402FL cable allows for easier connections in tight spaces.

Custom versions of most RF cable assemblies can be built and shipped same day. Custom cable assembly lengths can be obtained by specifying the desired length on the web site at time of order or by contacting a sales representative. Other available RF cable assembly value added services include connector orientation or clocking, heat shrink booting and custom labeling. RF testing can also be performed to document the electrical performance of your cable assembly.

Electrical Specifications

| Description | Minimum | Typical | Maximum | Units |
|-------------------------|---------|-------------|---------|--------------|
| Frequency Range | DC | | 11 | GHz |
| VSWR | | | 1.4:1 | |
| Velocity of Propagation | | 69.5 | | % |
| RF Shielding | 100 | | | dB |
| Group Delay | | 1.43 [4.69] | | ns/ft [ns/m] |
| Capacitance | | 29 [95.14] | | pF/ft [pF/m] |

Click the following link (or enter part number in "SEARCH" on website) to obtain additional part information including price, inventory and certifications: [SMA Male to N Male Right Angle Cable 50 CM Length Using PE-SR402FL Coax PE3W00507-50CM](#)



SMA Male to N Male Right Angle Cable 50 CM Length Using PE-SR402FL Coax

RF Cable Assemblies Technical Data Sheet

PE3W00507-50CM

Specifications by Frequency

| Description | F1 | F2 | F3 | F4 | F5 | Units |
|-----------------------|------|-----|-----|------|------|-------|
| Frequency | 0.5 | 1 | 2.5 | 5 | 11 | GHz |
| Insertion Loss (Max.) | 0.43 | 0.5 | 0.6 | 0.78 | 1.08 | dB |

Electrical Specification Notes:

The Insertion Loss data above is based on the performance specifications of the coax used in this assembly. The Insertion Loss includes an estimated insertion loss of 0.3dB of connector loss.

Mechanical Specifications

Cable Assembly

Length* 19.69 in [500.13 mm]
Diameter 0.79 in [20.07 mm]

Cable

Cable Type PE-SR402FL
Impedance 50 Ohms
Inner Conductor Type Solid
Inner Conductor Material and Plating Copper, Silver
Dielectric Type PTFE
Number of Shields 1
Shield Layer 1 Tinned Copper Braid

One Time Minimum Bend Radius 0.315 in [8 mm]
Repeated Minimum Bend Radius 1.57 in [39.88 mm]

Click the following link (or enter part number in "SEARCH" on website) to obtain additional part information including price, inventory and certifications: [SMA Male to N Male Right Angle Cable 50 CM Length Using PE-SR402FL Coax PE3W00507-50CM](#)



SMA Male to N Male Right Angle Cable 50 CM
Length Using PE-SR402FL Coax

RF Cable Assemblies Technical Data Sheet

PE3W00507-50CM

Connectors

| Description | Connector 1 | Connector 2 |
|------------------------------------|-----------------------|--------------------|
| Type | SMA Male | N Male Right Angle |
| Specification | MIL-STD-348A | |
| Impedance | 50 Ohms | 50 Ohms |
| Contact Material and Plating | Brass, Gold | Brass, Gold |
| Contact Plating Specification | 50μ in. minimum | |
| Dielectric Type | Teflon | PTFE |
| Body Material and Plating | Stainless Steel, Gold | Brass, Nickel |
| Body Plating Specification | 10μ in. minimum | |
| Coupling Nut Material and Plating | Brass, Nickel | Brass, Nickel |
| Coupling Nut Plating Specification | 100μ in. minimum | |
| Hex Size | 5/16 in | |
| Torque | 5 in-lbs [0.57 Nm] | |

Mechanical Specification Notes:

*All cable assemblies have a length tolerance of 1.5% or $\pm 3/8"$, whichever is greater.

Compliance Certifications (see [product page](#) for current document)

Plotted and Other Data

Notes:

Click the following link (or enter part number in "SEARCH" on website) to obtain additional part information including price, inventory and certifications: [SMA Male to N Male Right Angle Cable 50 CM Length Using PE-SR402FL Coax PE3W00507-50CM](#)

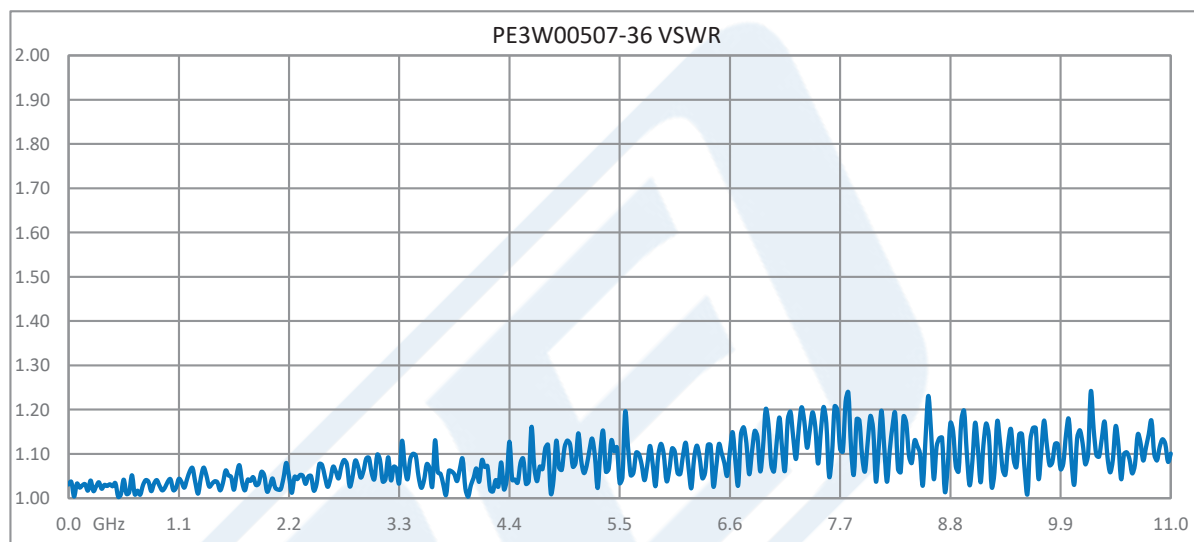


SMA Male to N Male Right Angle Cable 50 CM
Length Using PE-SR402FL Coax

RF Cable Assemblies Technical Data Sheet

PE3W00507-50CM

Typical Performance Data



Click the following link (or enter part number in "SEARCH" on website) to obtain additional part information including price, inventory and certifications: [SMA Male to N Male Right Angle Cable 50 CM Length Using PE-SR402FL Coax PE3W00507-50CM](#)



SMA Male to N Male Right Angle Cable 50 CM
Length Using PE-SR402FL Coax

RF Cable Assemblies Technical Data Sheet

PE3W00507-50CM

How to Order

Part Number Configuration:

PE3W00507

- xx

uu

Unit of Measure:
cm = Centimeters
<blank> = Inches
Length
Base Number

Example: PE3W00507-12 = 12 inches long cable
PE3W00507-100cm = 100 cm long cable

SMA Male to N Male Right Angle Cable 50 CM Length Using PE-SR402FL Coax from Pasternack Enterprises has same day shipment for domestic and International orders. Our RF, microwave and millimeter wave products maintain a 99.4% availability and are part of the broadest selection in the industry.

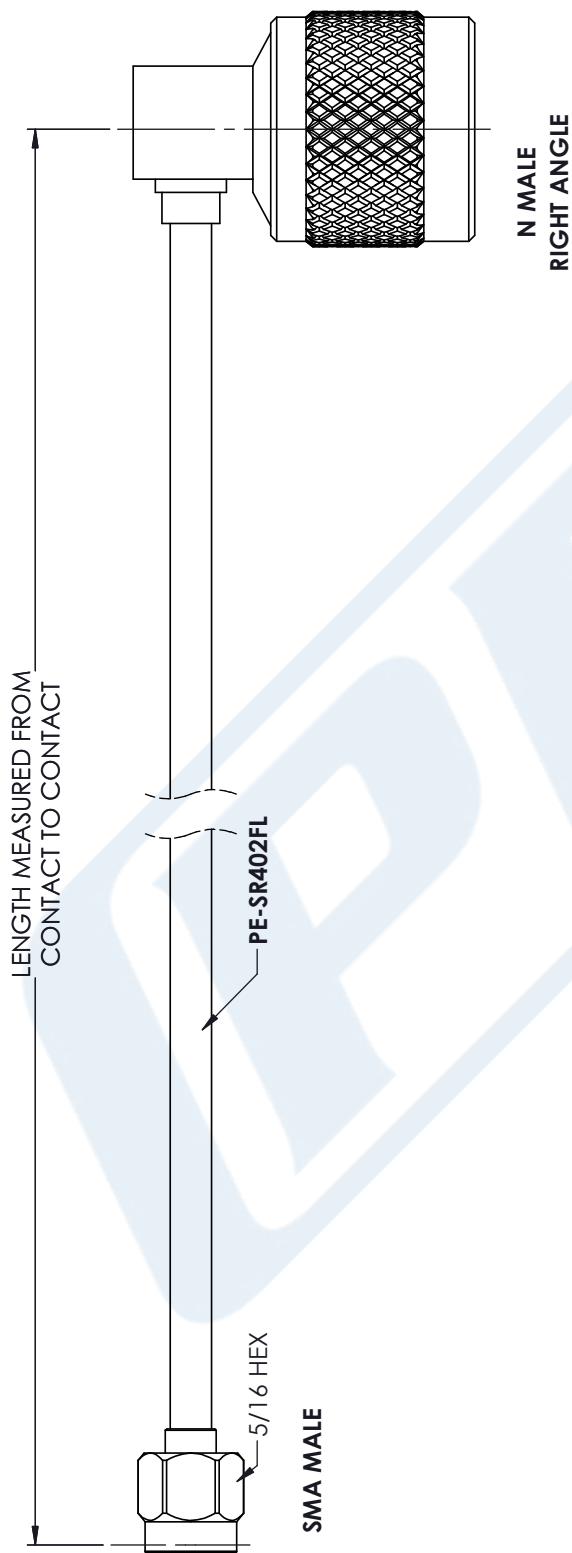
Click the following link (or enter part number in "SEARCH" on website) to obtain additional part information including price, inventory and certifications: [SMA Male to N Male Right Angle Cable 50 CM Length Using PE-SR402FL Coax PE3W00507-50CM](#)

URL: <https://www.pasternack.com/sma-male-n-male-pe-sr402fl-cable-assembly-pe3w00507-50cm-p.aspx>

The information contained in this document is accurate to the best of our knowledge and representative of the part described herein. It may be necessary to make modifications to the part and/or the documentation of the part, in order to implement improvements. Pasternack reserves the right to make such changes as required. Unless otherwise stated, all specifications are nominal. Pasternack does not make any representation or warranty regarding the suitability of the part described herein for any particular purpose, and Pasternack does not assume any liability arising out of the use of any part or documentation.

PE3W00507-50CM CAD Drawing

SMA Male to N Male Right Angle Cable 50 CM Length Using PE-SR402FL Coax



| STANDARD TOLERANCES | |
|---------------------|--------|
| .X | ±0.2 |
| .XX | ±0.01 |
| .XXX | ±0.005 |

*STANDARD TOLERANCES APPLY ONLY TO DIMENSIONS IN INCHES



PASTERNAK®

THE ENGINEER'S RF SOURCE

Pasternack Enterprises, Inc.

P.O. Box 16759 | Irvine | CA | 92623

Phone: (949) 261-1920 | Fax: (949) 261-7451

Website: www.pasternack.com | E-Mail: sales@pasternack.com

| | |
|-----------|-----------|
| DWG TITLE | PE3W00507 |
| CAGE CODE | 53919 |

| | | | |
|---|----------|-------|--------|
| NOTES: 1. UNLESS OTHERWISE SPECIFIED ALL DIMENSIONS ARE NOMINAL. 2. ALL SPECIFICATIONS ARE SUBJECT TO CHANGE WITHOUT NOTICE AT ANY TIME. 3. DIMENSIONS ARE IN INCHES [mm]. | | | |
| CAD FILE | 10/23/18 | SCALE | N/A |
| SIZE | A | | CN2379 |