



SMA Male to N Male Right Angle Cable 48 Inch Length Using PE-SR402FL Coax

RF Cable Assemblies Technical Data Sheet

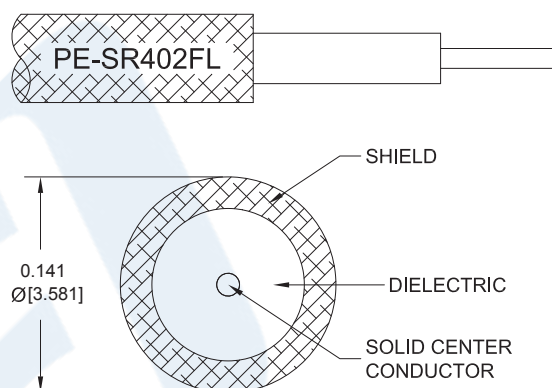
PE3W00507-48

Configuration

- Connector 1: SMA Male
- Connector 2: N Male Right Angle
- Cable Type: PE-SR402FL

Features

- Max Frequency 11 GHz
- Shielding Effectivity > 100 dB
- 69.5% Phase Velocity



Applications

- General Purpose
- Laboratory Use

Description

Pasternack's PE3W00507-48 SMA male to type N male right angle 48 inch cable using PE-SR402FL coax is part of our full line of RF components available for same-day shipping. Pasternack's formable RF cable assemblies provide an alternative to costly pre-formed semi-rigid assemblies since they are hand formable. This Pasternack SMA to type N cable assembly has a male to male gender configuration with 50 ohm formable PE-SR402FL coax. The PE3W00507-48 SMA male to type N male cable assembly operates to 11 GHz. The right angle type N interface on the PE-SR402FL cable allows for easier connections in tight spaces.

Custom versions of most RF cable assemblies can be built and shipped same day. Custom cable assembly lengths can be obtained by specifying the desired length on the web site at time of order or by contacting a sales representative. Other available RF cable assembly value added services include connector orientation or clocking, heat shrink booting and custom labeling. RF testing can also be performed to document the electrical performance of your cable assembly.

Electrical Specifications

Description	Minimum	Typical	Maximum	Units
Frequency Range	DC		11	GHz
VSWR			1.4:1	
Velocity of Propagation		69.5		%
RF Shielding	100			dB
Group Delay		1.43 [4.69]		ns/ft [ns/m]
Capacitance		29 [95.14]		pF/ft [pF/m]

Click the following link (or enter part number in "SEARCH" on website) to obtain additional part information including price, inventory and certifications: [SMA Male to N Male Right Angle Cable 48 Inch Length Using PE-SR402FL Coax PE3W00507-48](#)



SMA Male to N Male Right Angle Cable 48 Inch Length Using PE-SR402FL Coax

RF Cable Assemblies Technical Data Sheet

PE3W00507-48

Specifications by Frequency

Description	F1	F2	F3	F4	F5	Units
Frequency	0.5	1	2.5	5	11	GHz
Insertion Loss (Max.)	0.62	0.78	1.03	1.46	2.2	dB

Electrical Specification Notes:

The Insertion Loss data above is based on the performance specifications of the coax used in this assembly. The Insertion Loss includes an estimated insertion loss of 0.3dB of connector loss.

Mechanical Specifications

Cable Assembly

Length*	48 in [121.92 cm]
Diameter	0.79 in [20.07 mm]

Cable

Cable Type	PE-SR402FL
Impedance	50 Ohms
Inner Conductor Type	Solid
Inner Conductor Material and Plating	Copper, Silver
Dielectric Type	PTFE
Number of Shields	1
Shield Layer 1	Tinned Copper Braid
One Time Minimum Bend Radius	0.315 in [8 mm]
Repeated Minimum Bend Radius	1.57 in [39.88 mm]

Click the following link (or enter part number in "SEARCH" on website) to obtain additional part information including price, inventory and certifications: [SMA Male to N Male Right Angle Cable 48 Inch Length Using PE-SR402FL Coax PE3W00507-48](#)



SMA Male to N Male Right Angle Cable 48 Inch
Length Using PE-SR402FL Coax

RF Cable Assemblies Technical Data Sheet

PE3W00507-48

Connectors

Description	Connector 1	Connector 2
Type	SMA Male	N Male Right Angle
Specification	MIL-STD-348A	
Impedance	50 Ohms	50 Ohms
Contact Material and Plating	Brass, Gold	Brass, Gold
Contact Plating Specification	50μ in. minimum	
Dielectric Type	Teflon	PTFE
Body Material and Plating	Stainless Steel, Gold	Brass, Nickel
Body Plating Specification	10μ in. minimum	
Coupling Nut Material and Plating	Brass, Nickel	Brass, Nickel
Coupling Nut Plating Specification	100μ in. minimum	
Hex Size	5/16 in	
Torque	5 in-lbs [0.57 Nm]	

Mechanical Specification Notes:

*All cable assemblies have a length tolerance of 1.5% or $\pm 3/8$ ", whichever is greater.

Compliance Certifications (see [product page](#) for current document)

Plotted and Other Data

Notes:

Click the following link (or enter part number in "SEARCH" on website) to obtain additional part information including price, inventory and certifications: [SMA Male to N Male Right Angle Cable 48 Inch Length Using PE-SR402FL Coax PE3W00507-48](#)

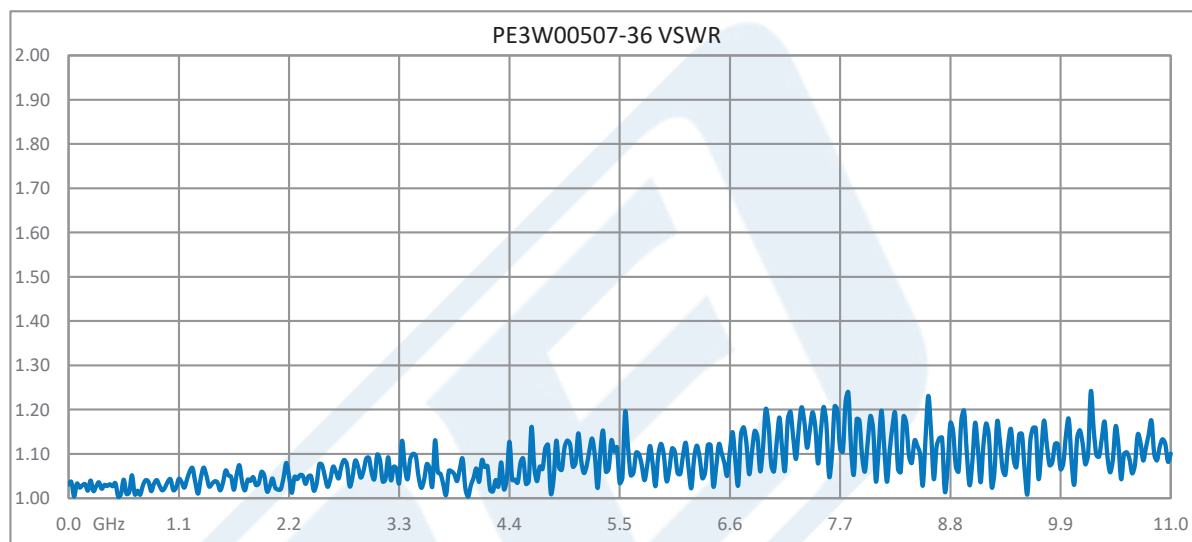


SMA Male to N Male Right Angle Cable 48 Inch
Length Using PE-SR402FL Coax

RF Cable Assemblies Technical Data Sheet

PE3W00507-48

Typical Performance Data



Click the following link (or enter part number in "SEARCH" on website) to obtain additional part information including price, inventory and certifications: [SMA Male to N Male Right Angle Cable 48 Inch Length Using PE-SR402FL Coax PE3W00507-48](#)



SMA Male to N Male Right Angle Cable 48 Inch Length Using PE-SR402FL Coax

RF Cable Assemblies Technical Data Sheet

PE3W00507-48

How to Order

Part Number Configuration:

PE3W00507

- xx

uu

Unit of Measure:
cm = Centimeters
<blank> = Inches
Length
Base Number

Example: PE3W00507-12 = 12 inches long cable
PE3W00507-100cm = 100 cm long cable

SMA Male to N Male Right Angle Cable 48 Inch Length Using PE-SR402FL Coax from Pasternack Enterprises has same day shipment for domestic and International orders. Our RF, microwave and millimeter wave products maintain a 99.4% availability and are part of the broadest selection in the industry.

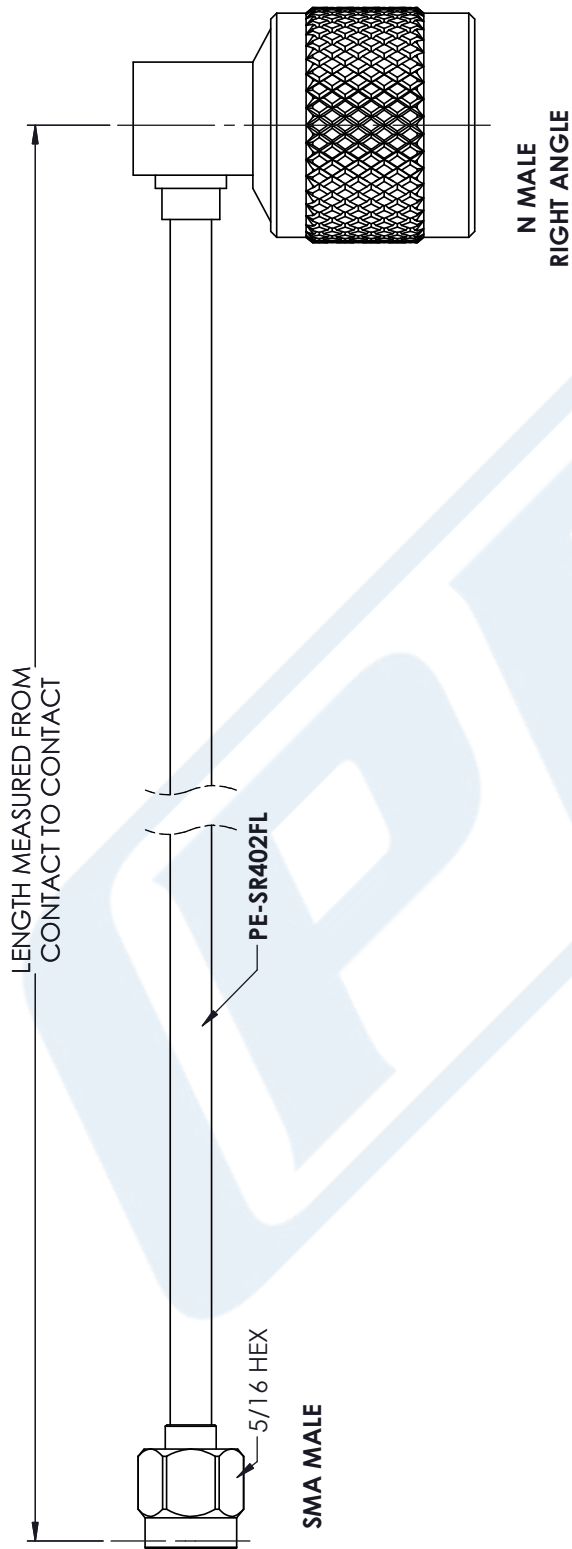
Click the following link (or enter part number in "SEARCH" on website) to obtain additional part information including price, inventory and certifications: [SMA Male to N Male Right Angle Cable 48 Inch Length Using PE-SR402FL Coax PE3W00507-48](https://www.pasternack.com/sma-male-n-male-pe-sr402fl-cable-assembly-pe3w00507-48-p.aspx)

URL: <https://www.pasternack.com/sma-male-n-male-pe-sr402fl-cable-assembly-pe3w00507-48-p.aspx>

The information contained in this document is accurate to the best of our knowledge and representative of the part described herein. It may be necessary to make modifications to the part and/or the documentation of the part, in order to implement improvements. Pasternack reserves the right to make such changes as required. Unless otherwise stated, all specifications are nominal. Pasternack does not make any representation or warranty regarding the suitability of the part described herein for any particular purpose, and Pasternack does not assume any liability arising out of the use of any part or documentation.

PE3W00507-48 CAD Drawing

SMA Male to N Male Right Angle Cable 48 Inch Length Using PE-SR402FL Coax



STANDARD TOLERANCES

.X ±0.2
.XX ±0.01
.XXX ±0.005

*STANDARD TOLERANCES APPLY ONLY TO DIMENSIONS IN INCHES



Pasternack Enterprises, Inc.
P.O. Box 16759 | Irvine | CA | 92623
Phone: (949) 261-1920 | Fax: (949) 261-7451
Website: www.pasternack.com | E-Mail: sales@pasternack.com

DWG TITLE

PE3W00507

NOTES:
1. UNLESS OTHERWISE SPECIFIED ALL DIMENSIONS ARE NOMINAL.
2. ALL SPECIFICATIONS ARE SUBJECT TO CHANGE WITHOUT NOTICE AT ANY TIME.
3. DIMENSIONS ARE IN INCHES [mm].

CN2379

SIZE A

SCALE N/A

CAD FILE 10/23/18

CAGE CODE 53919