



TNC Male to SMB Plug Right Angle Cable
150 cm Length Using RG174 Coax

RF Cable Assemblies Technical Data Sheet

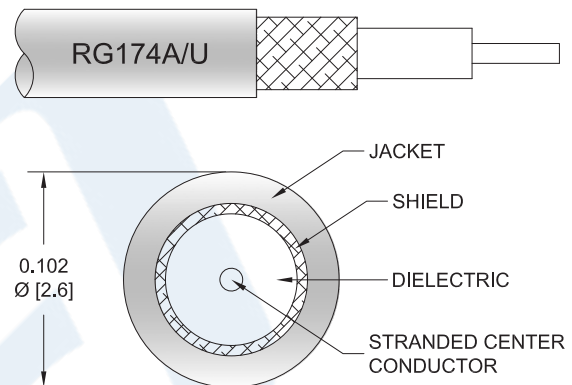
PE3W00322-150CM

Configuration

- Connector 1: TNC Male
- Connector 2: SMB Plug Right Angle
- Cable Type: RG174

Features

- Max Frequency 1 GHz
- 66% Phase Velocity
- PVC Jacket



Applications

- General Purpose
- Laboratory Use

Description

Pasternack's PE3W00322-150CM TNC male to SMB plug right angle 150 cm cable using RG174 coax is part of our full line of RF components available for same-day shipping. Pasternack's flexible RF cable assemblies are ideal for applications where tight bends and flexure are required. This Pasternack TNC to SMB cable assembly has a male to plug gender configuration with 50 ohm flexible RG174 coax. The PE3W00322-150CM TNC male to SMB plug cable assembly operates to 1 GHz. The right angle SMB interface on the RG174 cable allows for easier connections in tight spaces.

Custom versions of most RF cable assemblies can be built and shipped same day. Custom cable assembly lengths can be obtained by specifying the desired length on the web site at time of order or by contacting a sales representative. Other available RF cable assembly value added services include connector orientation or clocking, heat shrink booting and custom labeling. RF testing can also be performed to document the electrical performance of your cable assembly.

Electrical Specifications

Description	Minimum	Typical	Maximum	Units
Frequency Range	DC		1,000	MHz
VSWR			1.5:1	
Velocity of Propagation		66		%
Capacitance		30.8 [101.05]		pF/ft [pF/m]

Click the following link (or enter part number in "SEARCH" on website) to obtain additional part information including price, inventory and certifications: [TNC Male to SMB Plug Right Angle Cable 150 cm Length Using RG174 Coax PE3W00322-150CM](#)



TNC Male to SMB Plug Right Angle Cable 150 cm Length Using RG174 Coax

RF Cable Assemblies Technical Data Sheet

PE3W00322-150CM

Specifications by Frequency

Description	F1	F2	F3	F4	F5	Units
Frequency	50	100	250	500	1,000	MHz
Insertion Loss (Max.)	0.44	0.61	0.93	1.22	1.76	dB

Electrical Specification Notes:

The Insertion Loss data above is based on the performance specifications of the coax cable used in this assembly. The Insertion Loss includes an estimated insertion loss of 0.1 dB per connector.

Mechanical Specifications

Cable Assembly

Length*	59.06 in [150.01 cm]
Diameter	0.6 in [15.24 mm]

Cable

Cable Type	RG174
Impedance	50 Ohms
Inner Conductor Type	Stranded
Inner Conductor Material and Plating	Copper Clad Steel
Dielectric Type	PE (LD)
Number of Shields	1
Shield Layer 1	Tinned Copper Braid
Jacket Material	PVC, Black
Jacket Diameter	0.1 in [2.54 mm]

Connectors

Description	Connector 1	Connector 2
Type	TNC Male	SMB Plug Right Angle
Specification		MIL-STD-348A
Impedance	50 Ohms	50 Ohms
Contact Material and Plating	Beryllium Copper, Gold	Beryllium Copper, Gold
Contact Plating Specification		30µ in. minimum
Dielectric Type	Teflon	Teflon
Body Material and Plating	Brass, Silver	Brass, Nickel
Body Plating Specification		100µ in. minimum
Coupling Nut Material and Plating	Brass, Silver	

Mechanical Specification Notes:

Click the following link (or enter part number in "SEARCH" on website) to obtain additional part information including price, inventory and certifications: [TNC Male to SMB Plug Right Angle Cable 150 cm Length Using RG174 Coax PE3W00322-150CM](#)



TNC Male to SMB Plug Right Angle Cable
150 cm Length Using RG174 Coax

RF Cable Assemblies Technical Data Sheet

PE3W00322-150CM

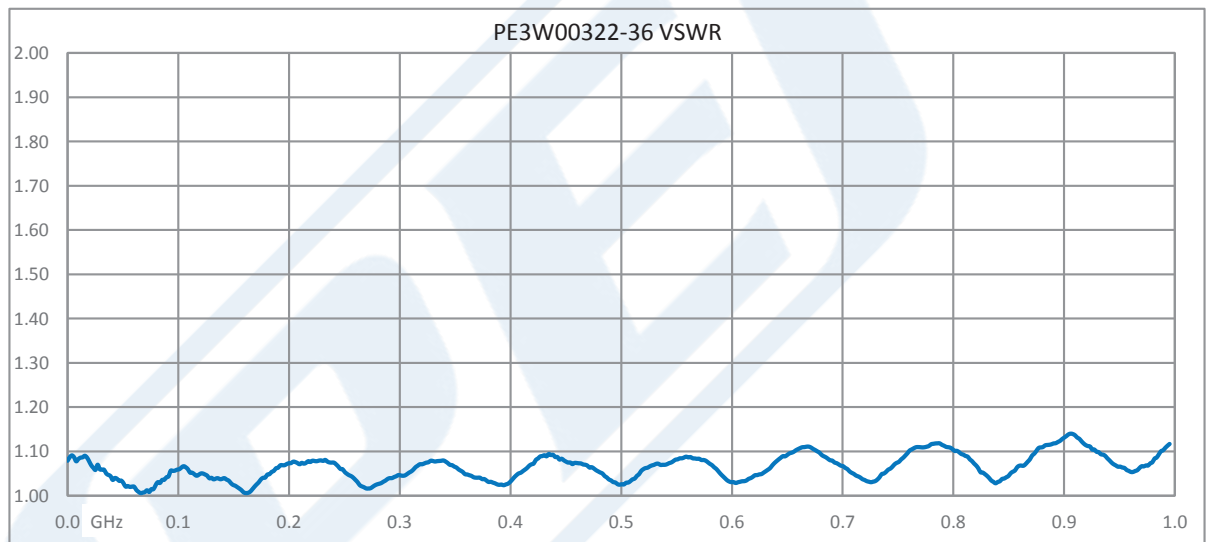
*All cable assemblies have a length tolerance of 1.5% or $\pm 3/8$ ", whichever is greater.

Compliance Certifications (see [product page](#) for current document)

Plotted and Other Data

Notes:

Typical Performance Data



Click the following link (or enter part number in "SEARCH" on website) to obtain additional part information including price, inventory and certifications: [TNC Male to SMB Plug Right Angle Cable 150 cm Length Using RG174 Coax PE3W00322-150CM](#)



TNC Male to SMB Plug Right Angle Cable
150 cm Length Using RG174 Coax

RF Cable Assemblies Technical Data Sheet

PE3W00322-150CM

How to Order

Part Number Configuration:

PE3W00322

- **xx**

uu

Unit of Measure:
cm = Centimeters
<blank> = Inches
Length
Base Number

Example: PE3W00322-12 = 12 inches long cable
PE3W00322-100cm = 100 cm long cable

TNC Male to SMB Plug Right Angle Cable 150 cm Length Using RG174 Coax from Pasternack Enterprises has same day shipment for domestic and International orders. Our RF, microwave and millimeter wave products maintain a 99.4% availability and are part of the broadest selection in the industry.

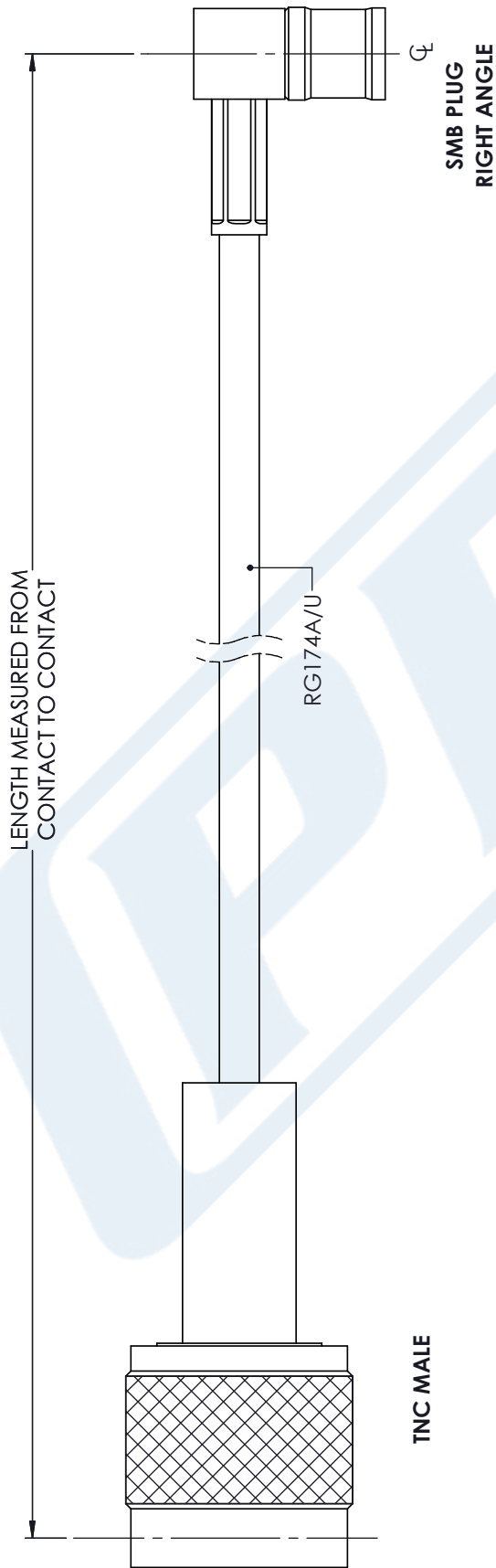
Click the following link (or enter part number in "SEARCH" on website) to obtain additional part information including price, inventory and certifications: [TNC Male to SMB Plug Right Angle Cable 150 cm Length Using RG174 Coax PE3W00322-150CM](https://www.pasternack.com/tnc-male-smb-plug-right-angle-cable-150cm-length-using-rg174-coax-pe3w00322-150cm)

URL: <https://www.pasternack.com/tnc-male-smb-plug-rg174au-cable-assembly-pe3w00322-150cm-p.aspx>

The information contained in this document is accurate to the best of our knowledge and representative of the part described herein. It may be necessary to make modifications to the part and/or the documentation of the part, in order to implement improvements. Pasternack reserves the right to make such changes as required. Unless otherwise stated, all specifications are nominal. Pasternack does not make any representation or warranty regarding the suitability of the part described herein for any particular purpose, and Pasternack does not assume any liability arising out of the use of any part or documentation.

PE3W00322-150CM CAD Drawing

TNC Male to SMB Plug Right Angle Cable 150 cm Length Using RG174 Coax



STANDARD TOLERANCES	
.X	±0.2
.XX	±0.01
.XXX	±0.005

*STANDARD TOLERANCES APPLY ONLY TO DIMENSIONS IN INCHES

PE PASTERNAK
THE ENGINEER'S RF SOURCE
 Pasternack Enterprises, Inc.
 P.O. Box 16759 | Irvine | CA | 92623
Phone: (949) 261-1920 | **Fax:** (949) 261-7451
Website: www.pasternack.com | **E-Mail:** sales@pasternack.com

DWG TITLE	PE3W00322
CAGE CODE	53919

NOTES: 1. UNLESS OTHERWISE SPECIFIED ALL DIMENSIONS ARE NOMINAL. 2. ALL SPECIFICATIONS ARE SUBJECT TO CHANGE WITHOUT NOTICE AT ANY TIME. 3. DIMENSIONS ARE IN INCHES [mm].			
CAD FILE	05/07/18	SCALE	N/A
SIZE	A	SIZE A	CN2379