



BNC Male to SHV Plug Cable 200 cm Length Using RG58 Coax

RF Cable Assemblies Technical Data Sheet

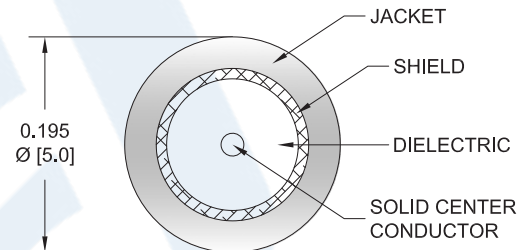
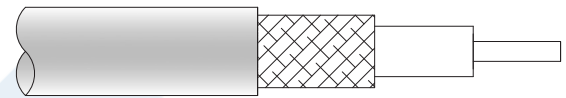
PE3W00148-200CM

Configuration

- Connector 1: BNC Male
- Connector 2: SHV Plug
- Cable Type: RG58

Features

- Max Frequency 300 MHz
- Shielding Effectivity > 45 dB
- 65.9% Phase Velocity
- PVC (NC) Jacket



Applications

- General Purpose
- Laboratory Use

Description

Pasternack's PE3W00148-200CM BNC male to SHV plug 200 cm cable using RG58 coax is part of our full line of RF components available for same-day shipping. Pasternack's flexible RF cable assemblies are ideal for applications where tight bends and flexure are required. This Pasternack BNC to SHV cable assembly has a male to plug gender configuration with 50 ohm flexible RG58 coax. The PE3W00148-200CM BNC male to SHV plug cable assembly operates to 300 MHz.

Custom versions of most RF cable assemblies can be built and shipped same day. Custom cable assembly lengths can be obtained by specifying the desired length on the web site at time of order or by contacting a sales representative. Other available RF cable assembly value added services include connector orientation or clocking, heat shrink booting and custom labeling. RF testing can also be performed to document the electrical performance of your cable assembly.

Electrical Specifications

| Description | Minimum | Typical | Maximum | Units |
|-------------------------|---------|---------------|---------|--------------|
| Frequency Range | DC | | 300 | MHz |
| VSWR | | | 1.4:1 | |
| Velocity of Propagation | | 65.9 | | % |
| RF Shielding | 45 | | | dB |
| Capacitance | | 30.8 [101.05] | | pF/ft [pF/m] |
| Operating Voltage (AC) | | | 500 | Vrms |

Click the following link (or enter part number in "SEARCH" on website) to obtain additional part information including price, inventory and certifications: [BNC Male to SHV Plug Cable 200 cm Length Using RG58 Coax PE3W00148-200CM](#)



BNC Male to SHV Plug Cable 200 cm Length Using RG58 Coax

RF Cable Assemblies Technical Data Sheet

PE3W00148-200CM

Specifications by Frequency

| Description | F1 | F2 | F3 | F4 | F5 | Units |
|-----------------------|-----|------|------|----|----|-------|
| Frequency | 50 | 100 | 300 | | | MHz |
| Insertion Loss (Max.) | 0.4 | 0.51 | 0.75 | | | dB |

Electrical Specification Notes:

The Insertion Loss data above is based on the performance specifications of the coax cable used in this assembly. The Insertion Loss includes an estimated insertion loss of 0.1 dB per connector.

Mechanical Specifications

Cable Assembly

| | |
|----------|--------------------|
| Length* | 78.74 in [200 cm] |
| Diameter | 0.571 in [14.5 mm] |

Cable

| | |
|--------------------------------------|---------------------|
| Cable Type | RG58 |
| Impedance | 50 Ohms |
| Inner Conductor Type | Stranded |
| Inner Conductor Material and Plating | Copper, Tin |
| Dielectric Type | PE |
| Number of Shields | 1 |
| Shield Layer 1 | Tinned Copper Braid |
| Jacket Material | PVC (NC), Black |
| Jacket Diameter | 0.195 in [4.95 mm] |

| | |
|------------------------------|----------------|
| One Time Minimum Bend Radius | 2 in [50.8 mm] |
|------------------------------|----------------|

Connectors

| Description | Connector 1 | Connector 2 |
|-------------------------------|------------------|------------------|
| Type | BNC Male | SHV Plug |
| Specification | MIL-STD-348A | MIL-STD-348A |
| Impedance | 50 Ohms | 50 Ohms |
| Contact Material and Plating | Brass, Gold | Brass, Gold |
| Contact Plating Specification | 30μ in. minimum | 30μ in. minimum |
| Dielectric Type | Teflon | Teflon |
| Body Material and Plating | Brass, Nickel | Brass, Nickel |
| Body Plating Specification | 100μ in. minimum | 100μ in. minimum |

Mechanical Specification Notes:

Click the following link (or enter part number in "SEARCH" on website) to obtain additional part information including price, inventory and certifications: [BNC Male to SHV Plug Cable 200 cm Length Using RG58 Coax PE3W00148-200CM](#)



BNC Male to SHV Plug Cable 200 cm Length Using RG58 Coax

RF Cable Assemblies Technical Data Sheet

PE3W00148-200CM

*All cable assemblies have a length tolerance of 1.5% or $\pm 3/8$ ", whichever is greater.

Compliance Certifications (see [product page](#) for current document)

Plotted and Other Data

Notes:

How to Order

Part Number Configuration:

PE3W00148 - xx uu

Unit of Measure:
cm = Centimeters
<blank> = Inches
Length
Base Number

Example: PE3W00148-12 = 12 inches long cable
PE3W00148-100cm = 100 cm long cable

BNC Male to SHV Plug Cable 200 cm Length Using RG58 Coax from Pasternack Enterprises has same day shipment for domestic and International orders. Our RF, microwave and millimeter wave products maintain a 99.4% availability and are part of the broadest selection in the industry.


Click the following link (or enter part number in "SEARCH" on website) to obtain additional part information including price, inventory and certifications: [BNC Male to SHV Plug Cable 200 cm Length Using RG58 Coax PE3W00148-200CM](#)

URL: <https://www.pasternack.com/bnc-male-shv-plug-rg58cu-cable-assembly-pe3w00148-200cm-p.aspx>

The information contained in this document is accurate to the best of our knowledge and representative of the part described herein. It may be necessary to make modifications to the part and/or the documentation of the part, in order to implement improvements. Pasternack reserves the right to make such changes as required. Unless otherwise stated, all specifications are nominal. Pasternack does not make any representation or warranty regarding the suitability of the part described herein for any particular purpose, and Pasternack does not assume any liability arising out of the use of any part or documentation.

PE3W00148-200CM CAD Drawing

BNC Male to SHV Plug Cable 200 cm Length Using RG58 Coax



STANDARD TOLERANCES

| | |
|------|--------|
| .X | ±0.2 |
| .XX | ±0.01 |
| .XXX | ±0.005 |

*STANDARD TOLERANCES APPLY ONLY TO DIMENSIONS IN INCHES



Pasternack Enterprises, Inc.
 P.O. Box 16759 | Irvine | CA | 92623
Phone: (949) 261-1920 | **Fax:** (949) 261-7451
Website: www.pasternack.com | **E-Mail:** sales@pasternack.com

DWG TITLE
 PE3W00148

CAGE CODE 53919

NOTES:
 1. UNLESS OTHERWISE SPECIFIED ALL DIMENSIONS ARE NOMINAL.
 2. ALL SPECIFICATIONS ARE SUBJECT TO CHANGE WITHOUT NOTICE AT ANY TIME.
 3. DIMENSIONS ARE IN INCHES [mm].

CAD FILE 02/23/18

SCALE N/A

SIZE A

GF0006