



## SMA Male to Push-On SMA Male Precision Cable 12 Inch Length Using PE-P141 Coax , LF Solder

### RF Cable Assemblies Technical Data Sheet

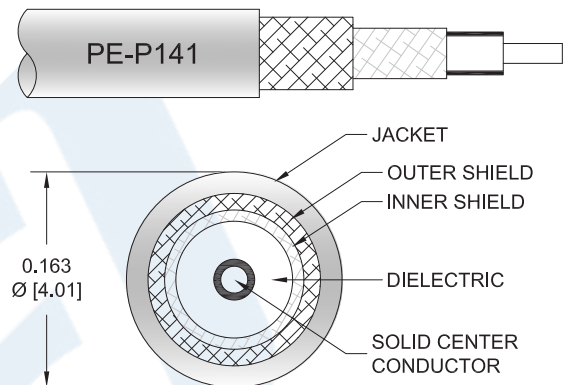
PE3CA1130-12

#### Configuration

- Connector 1: SMA Male
- Connector 2: Push-On SMA Male
- Cable Type: PE-P141

#### Features

- Max Frequency 18 GHz
- Shielding Effectivity > 110 dB
- 70% Phase Velocity
- Double Shielded
- FEP Jacket
- 500 Mating Cycles
- Push-On SMA Male for quick connection
- 1.38:1 VSWR to 18 GHz
- Multi-shielded with spiral wrap flexible coax
- 100% VSWR tested and Hi-Pot tested to 500 volts
- Enhanced strain relief heavy duty booting
- In-stock and ready to ship



#### Applications

- General Purpose
- Laboratory Use
- Production testing
- RF development testing
- General lab testing
- Antenna test chambers

#### Description

Pasternack's new Push-On quick connection SMA test cables offer a secure connection with solid performance up to 18 GHz. The SMA male push-on connector is designed to slide onto the mating SMA female connector without the need for an extra locking device. The spring fingers inside the quick-connecting connector securely grab the threads of the SMA female connector and eliminate the need for a torque wrench or additional locking device, making mating and de-mating quick and effective. The flexible coax cable has excellent electrical properties including low insertion loss and >110 dB of shielding effectivity. These cables are an excellent choice for production testing where speed of connection is important while maintaining good electrical performance. Push-On SMA test cables from Pasternack are stocked in standard lengths and available for same day shipment.

Click the following link (or enter part number in "SEARCH" on website) to obtain additional part information including price, inventory and certifications: [SMA Male to Push-On SMA Male Precision Cable 12 Inch Length Using PE-P141 Coax , LF Solder PE3CA1130-12](#)



SMA Male to Push-On SMA Male Precision Cable  
12 Inch Length Using PE-P141 Coax , LF Solder

RF Cable Assemblies Technical Data Sheet

PE3CA1130-12

**Electrical Specifications**

Description	Minimum	Typical	Maximum	Units
Frequency Range	DC		18	GHz
VSWR			1.38:1	
Insertion Loss			0.84	dB
Velocity of Propagation		70		%
RF Shielding	110			dB
Capacitance		29.4 [96.46]		pF/ft [pF/m]
Input Power (Peak)			500	Watts

**Specifications by Frequency**

Description	F1	F2	F3	F4	F5	Units
Frequency	2	6	8	18		GHz
Insertion Loss (Max.)	0.38	0.53	0.59	0.84		dB

Electrical Specification Notes:

Short lengths up to 12" long may exhibit VSWR measurements up to 9% higher.

**Mechanical Specifications**

**Cable Assembly**

Length*	12 in [304.8 mm]
Diameter	0.356 in [9.04 mm]
Weight	0.093 lbs [42.18 g]

**Cable**

Cable Type	PE-P141
Impedance	50 Ohms
Inner Conductor Type	Solid
Inner Conductor Material and Plating	Copper Clad Steel, Silver
Dielectric Type	PTFE
Number of Shields	2
Shield Layer 1	Silver Plated Copper Braid
Shield Layer 2	Mylar Tape
Shield Layer 3	Silver Plated Copper Tape
Jacket Material	FEP, Blue
Jacket Diameter	0.163 in [4.14 mm]

One Time Minimum Bend Radius	1 in [25.4 mm]
------------------------------	----------------

Click the following link (or enter part number in "SEARCH" on website) to obtain additional part information including price, inventory and certifications: [SMA Male to Push-On SMA Male Precision Cable 12 Inch Length Using PE-P141 Coax , LF Solder PE3CA1130-12](#)



SMA Male to Push-On SMA Male Precision Cable  
12 Inch Length Using PE-P141 Coax , LF Solder

RF Cable Assemblies Technical Data Sheet

PE3CA1130-12

**Connectors**

Description	Connector 1	Connector 2
Type	SMA Male	SMA Male
Impedance	50 Ohms	50 Ohms
Connection Method		Push-On
Mating Cycles	500	500
Contact Material and Plating	Brass, Gold	Gold
Dielectric Type	PTFE	PTFE
Body Material and Plating	Passivated Stainless Steel	Passivated Stainless Steel
Coupling Nut Material and Plating	Passivated Stainless Steel	Passivated Stainless Steel
Hex Size	5/16 in.	
Torque	8 in-lbs [0.9 Nm]	

Mechanical Specification Notes:

\*All cable assemblies have a length tolerance of 1.5% or  $\pm 3/8$ ", whichever is greater.

**Environmental Specifications**

**Temperature**

Operating Range -55 to +125 deg C

**Compliance Certifications** (see [product page](#) for current document)

**Plotted and Other Data**

Notes:

- Values at 25°C, sea level.

Click the following link (or enter part number in "SEARCH" on website) to obtain additional part information including price, inventory and certifications: [SMA Male to Push-On SMA Male Precision Cable 12 Inch Length Using PE-P141 Coax , LF Solder PE3CA1130-12](#)

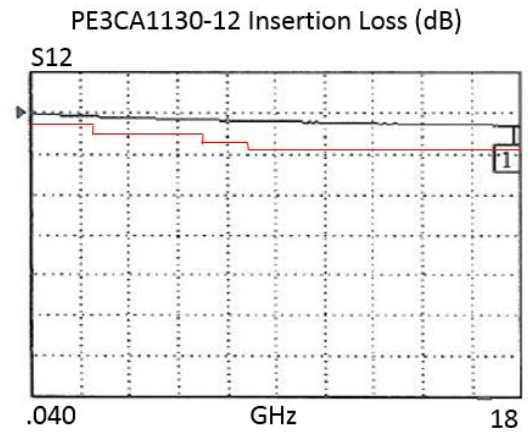
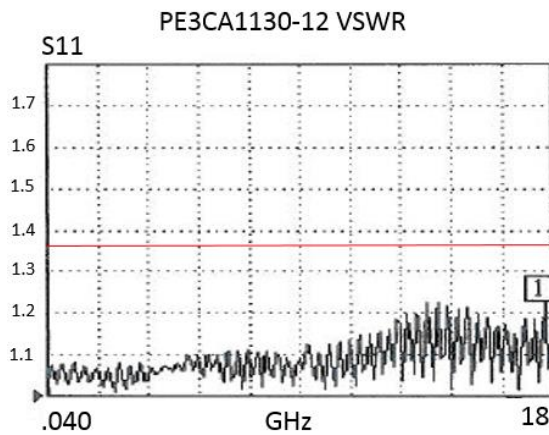


SMA Male to Push-On SMA Male Precision Cable  
12 Inch Length Using PE-P141 Coax , LF Solder

RF Cable Assemblies Technical Data Sheet

PE3CA1130-12

Typical Performance Data



Click the following link (or enter part number in "SEARCH" on website) to obtain additional part information including price, inventory and certifications: [SMA Male to Push-On SMA Male Precision Cable 12 Inch Length Using PE-P141 Coax , LF Solder PE3CA1130-12](#)



SMA Male to Push-On SMA Male Precision Cable  
12 Inch Length Using PE-P141 Coax , LF Solder

RF Cable Assemblies Technical Data Sheet

PE3CA1130-12

**How to Order**

Part Number Configuration:

**PE3CA1130**

- **xx**

**uu**

Unit of Measure:  
cm = Centimeters  
<blank> = Inches  
Length  
Base Number

Example: PE3CA1130-12 = 12 inches long cable  
PE3CA1130-100cm = 100 cm long cable

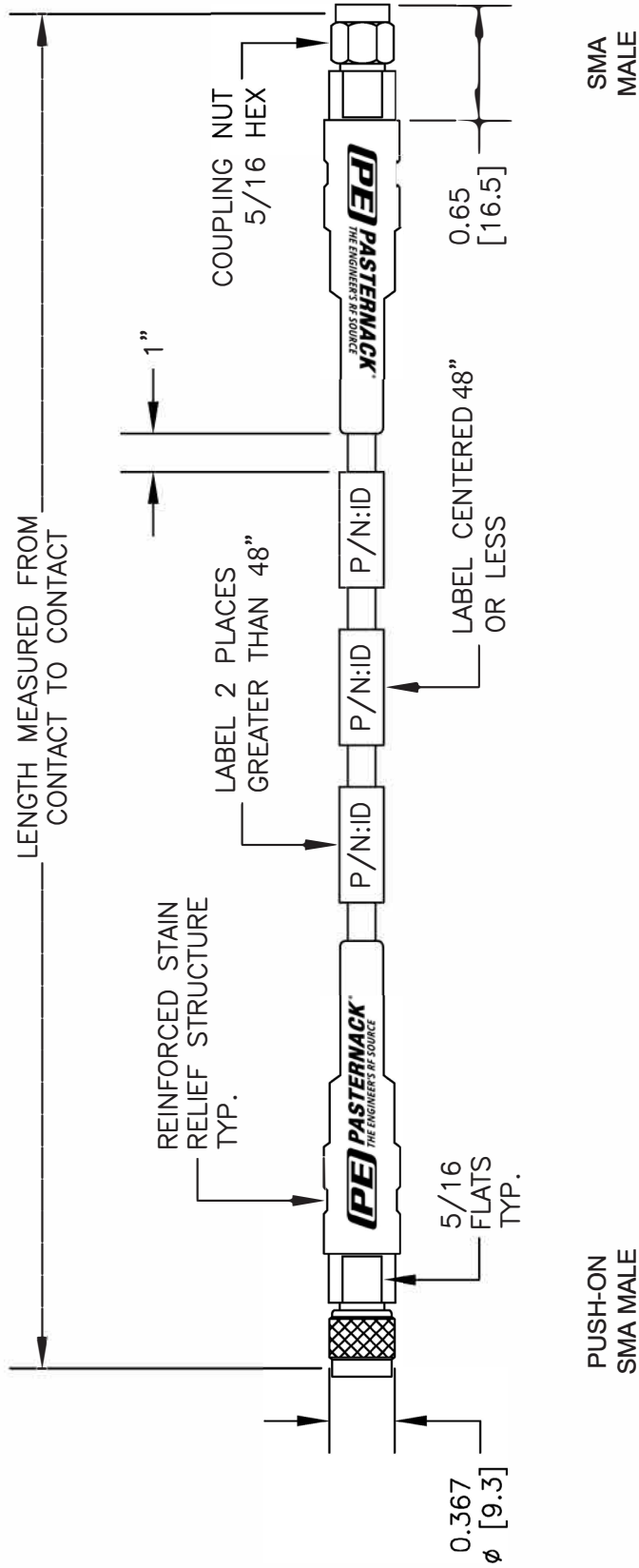
SMA Male to Push-On SMA Male Precision Cable 12 Inch Length Using PE-P141 Coax , LF Solder from Pasternack Enterprises has same day shipment for domestic and International orders. Our RF, microwave and millimeter wave products maintain a 99.4% availability and are part of the broadest selection in the industry.

Click the following link (or enter part number in "SEARCH" on website) to obtain additional part information including price, inventory and certifications: [SMA Male to Push-On SMA Male Precision Cable 12 Inch Length Using PE-P141 Coax , LF Solder PE3CA1130-12](https://www.pasternack.com/sma-male-sma-male-pe-p141-cable-assembly-pe3ca1130-12-p.aspx)

URL: <https://www.pasternack.com/sma-male-sma-male-pe-p141-cable-assembly-pe3ca1130-12-p.aspx>

The information contained in this document is accurate to the best of our knowledge and representative of the part described herein. It may be necessary to make modifications to the part and/or the documentation of the part, in order to implement improvements. Pasternack reserves the right to make such changes as required. Unless otherwise stated, all specifications are nominal. Pasternack does not make any representation or warranty regarding the suitability of the part described herein for any particular purpose, and Pasternack does not assume any liability arising out of the use of any part or documentation.

**PE3CA1130-12 CAD Drawing**  
 SMA Male to Push-On SMA Male Precision Cable 12 Inch  
 Length Using PE-P141 Coax , LF Solder



DWG TITLE

**PE3CA1130**

- NOTES:
1. UNLESS OTHERWISE SPECIFIED ALL DIMENSIONS ARE NOMINAL.
  2. ALL SPECIFICATIONS ARE SUBJECT TO CHANGE WITHOUT NOTICE AT ANY TIME.
  3. DIMENSIONS ARE IN INCHES [mm].
  4. LENGTH TOLERANCE IS  $\pm 1.5\%$  OR  $3/8"$ , WHICHEVER IS GREATER.

Website: [www.pasternack.com](http://www.pasternack.com) | E-Mail: [sales@pasternack.com](mailto:sales@pasternack.com)

**PE PASTERNAK**  
THE ENGINEER'S RF SOURCE

Pasternack Enterprises, Inc.  
 P.O. Box 16759 | Irvine | CA | 92623

Phone: (949) 261-1920 | Fax: (949) 261-7451

FSCM NO. 53919

CAD FILE 011116

SCALE N/A

SIZE A

2233