



N Male Right Angle to N Male Right Angle Cable 100 cm Length Using PE-141FLEX Coax, RoHS

RF Cable Assemblies Technical Data Sheet

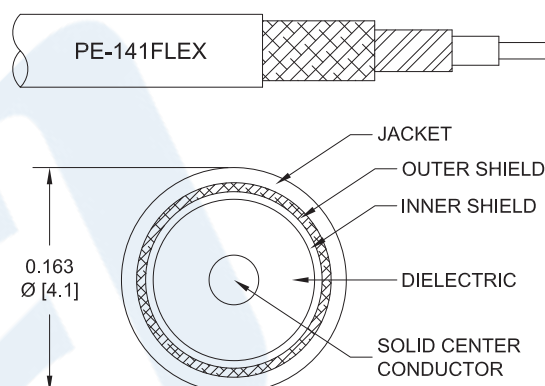
PE3CA1049-100CM

Configuration

- Connector 1: N Male Right Angle
- Connector 2: N Male Right Angle
- Cable Type: PE-141FLEX

Features

- Design operates to 18 GHz
- Shielding effectivity > 90dB
- One time minimum bend radius: 0.4 inch
- Typical N Type VSWR 1.28:1 to 18 GHz



Applications

- High Performance RF equipment interconnect
- Flexible in cabinet or in the rack requirements
- Inside the box RF routing
- General purpose lighter duty lab use

Description

These new high performance flexible cables are made using our PE-141FLEX coax and our new low profile connectors. The high performance flexible design is well suited for connecting RF devices in rack-mount systems, inside RF equipment and for general lab hookup where a more expensive test cable is not required. These cables are similar to the PE30X series which have retractable coupling nuts and thick wall SMA connectors. The heavier duty PE35X test series cables have similar performance, but include a heavy duty strain relief mechanism and extra booting material as well as a thick wall SMA connector to increase the ruggedness of the PE35X cables for use in more demanding test environments.

PE-141FLEX is a flexible cable alternate to Semi Rigid coax and has a solid PTFE resulting in a 69.5% phase velocity. The smooth wall formed by the Braid over Spiral Ribbon design allows for a flexible cable that has similar performance to a solid wall 141 Semi Rigid (RG402) cable.

Electrical Specifications

Description	Minimum	Typical	Maximum	Units
Frequency Range	DC		18	GHz
VSWR			1.35:1	
Return Loss	16.54			dB
Velocity of Propagation		69.5		%
RF Shielding	90			dB
Group Delay		1.47 [4.82]		ns/ft [ns/m]
Capacitance		29.4 [96.46]		pF/ft [pF/m]

Click the following link (or enter part number in "SEARCH" on website) to obtain additional part information including price, inventory and certifications: [N Male Right Angle to N Male Right Angle Cable 100 cm Length Using PE-141FLEX Coax, RoHS PE3CA1049-100CM](#)



N Male Right Angle to N Male Right Angle Cable
100 cm Length Using PE-141FLEX Coax, RoHS

RF Cable Assemblies Technical Data Sheet

PE3CA1049-100CM

Operating Voltage (AC) 1,000 Vrms

Specifications by Frequency

Description	F1	F2	F3	F4	F5	Units
Frequency	3	6	12	18		GHz
Insertion Loss (Max.)	0.97	1.43	2.13	2.72		dB
VSWR (Max.)	1.12:1	1.2:1	1.25:1	1.35:1		
Power Handling (Max.)	215	150	105	88		Watts

Mechanical Specifications

Cable Assembly

Length 39.37 in [100 cm]

Weight 0.27 lbs [122.47 g]

Cable

Cable Type PE-141FLEX
Impedance 50 Ohms
Inner Conductor Type Solid
Inner Conductor Material and Plating Copper Clad Steel, Silver
Dielectric Type PTFE
Number of Shields 2
Shield Layer 1 Silver Plated Copper Tape
Shield Layer 2 Silver Plated Copper Braid
Outer Conductor Material and Plating Silver Plated Copper Tape
Jacket Material FEP
Jacket Diameter 0.163 in [4.14 mm]

One Time Minimum Bend Radius 0.39 in [9.91 mm]

Repeated Minimum Bend Radius 1.57 in [39.88 mm]

Click the following link (or enter part number in "SEARCH" on website) to obtain additional part information including price, inventory and certifications: [N Male Right Angle to N Male Right Angle Cable 100 cm Length Using PE-141FLEX Coax, RoHS PE3CA1049-100CM](#)



N Male Right Angle to N Male Right Angle Cable
100 cm Length Using PE-141FLEX Coax, RoHS

RF Cable Assemblies Technical Data Sheet

PE3CA1049-100CM

Connectors

Description	Connector 1	Connector 2
Type	N Male Right Angle	N Male Right Angle
Impedance	50 Ohms	50 Ohms
Mating Cycles	500	500
Contact Material and Plating	Brass, Gold	Brass, Gold
Dielectric Type	PTFE	PTFE
Coupling Nut Material and Plating	Brass, Nickel	Brass, Nickel
Hex Size	3/4 Inch	3/4 Inch
Body Material and Plating	Brass, Nickel	Brass, Nickel

Environmental Specifications

Temperature

Operating Range

-40 to +150 deg C

Compliance Certifications (visit www.Pasternack.com for current document)

RoHS Compliant

Yes

REACH Compliant

12/17/2015

Plotted and Other Data

Notes:

- Values at 25°C, sea level.

Click the following link (or enter part number in "SEARCH" on website) to obtain additional part information including price, inventory and certifications: [N Male Right Angle to N Male Right Angle Cable 100 cm Length Using PE-141FLEX Coax, RoHS PE3CA1049-100CM](#)

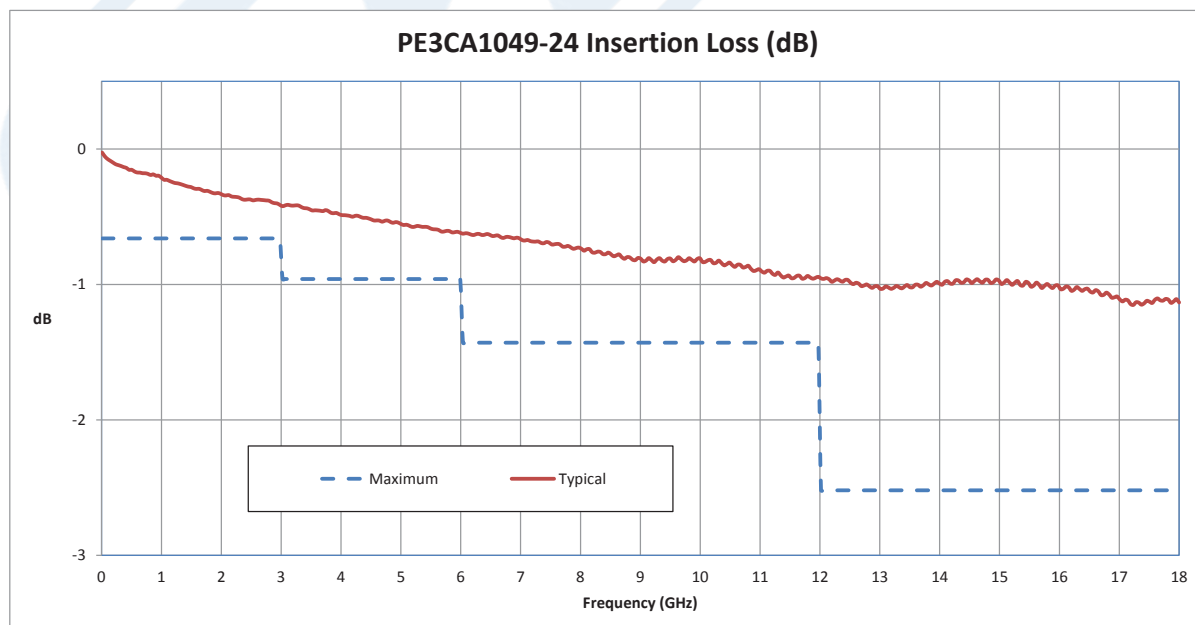
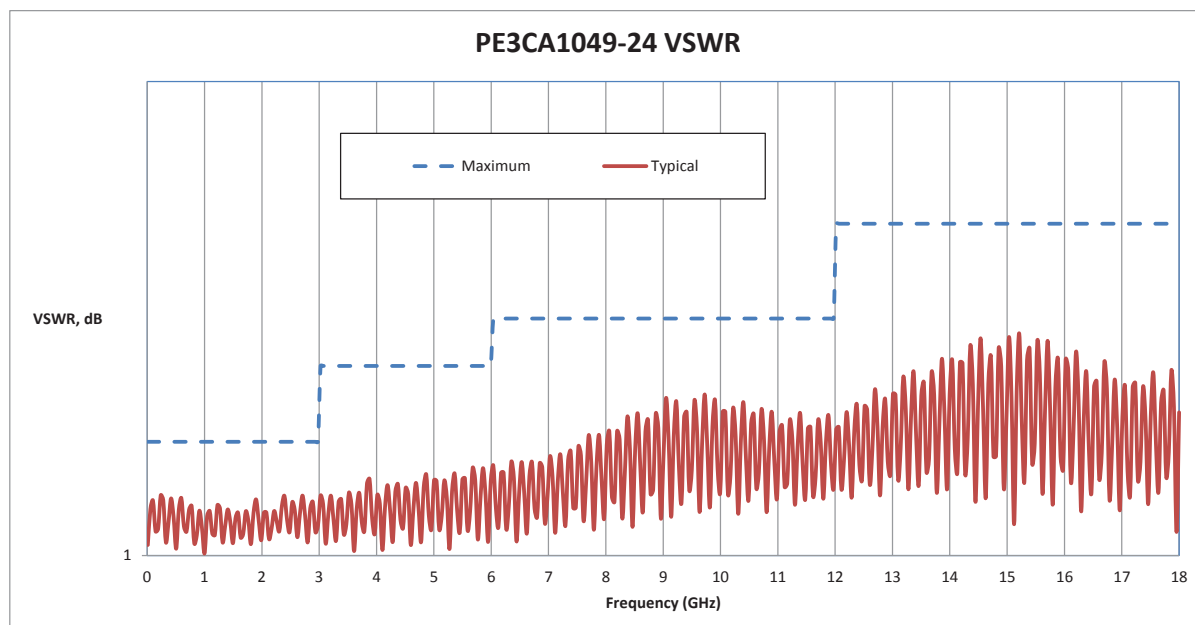


N Male Right Angle to N Male Right Angle Cable
100 cm Length Using PE-141FLEX Coax, RoHS

RF Cable Assemblies Technical Data Sheet

PE3CA1049-100CM

Typical Performance Data



Click the following link (or enter part number in "SEARCH" on website) to obtain additional part information including price, inventory and certifications: [N Male Right Angle to N Male Right Angle Cable 100 cm Length Using PE-141FLEX Coax, RoHS PE3CA1049-100CM](#)



N Male Right Angle to N Male Right Angle Cable
100 cm Length Using PE-141FLEX Coax, RoHS

RF Cable Assemblies Technical Data Sheet

PE3CA1049-100CM

How to Order

Part Number Configuration:

PE3CA1049

- xx

uu

Unit of Measure:
cm = Centimeters
<blank> = Inches
Length
Base Number

Example: PE3CA1049-12 = 12 inches long cable
PE3CA1049-100cm = 100 cm long cable

N Male Right Angle to N Male Right Angle Cable 100 cm Length Using PE-141FLEX Coax, RoHS from Pasternack Enterprises has same day shipment for domestic and International orders. Our RF, microwave and millimeter wave products maintain a 99% availability and are part of the broadest selection in the industry.

Click the following link (or enter part number in "SEARCH" on website) to obtain additional part information including price, inventory and certifications: [N Male Right Angle to N Male Right Angle Cable 100 cm Length Using PE-141FLEX Coax, RoHS PE3CA1049-100CM](#)

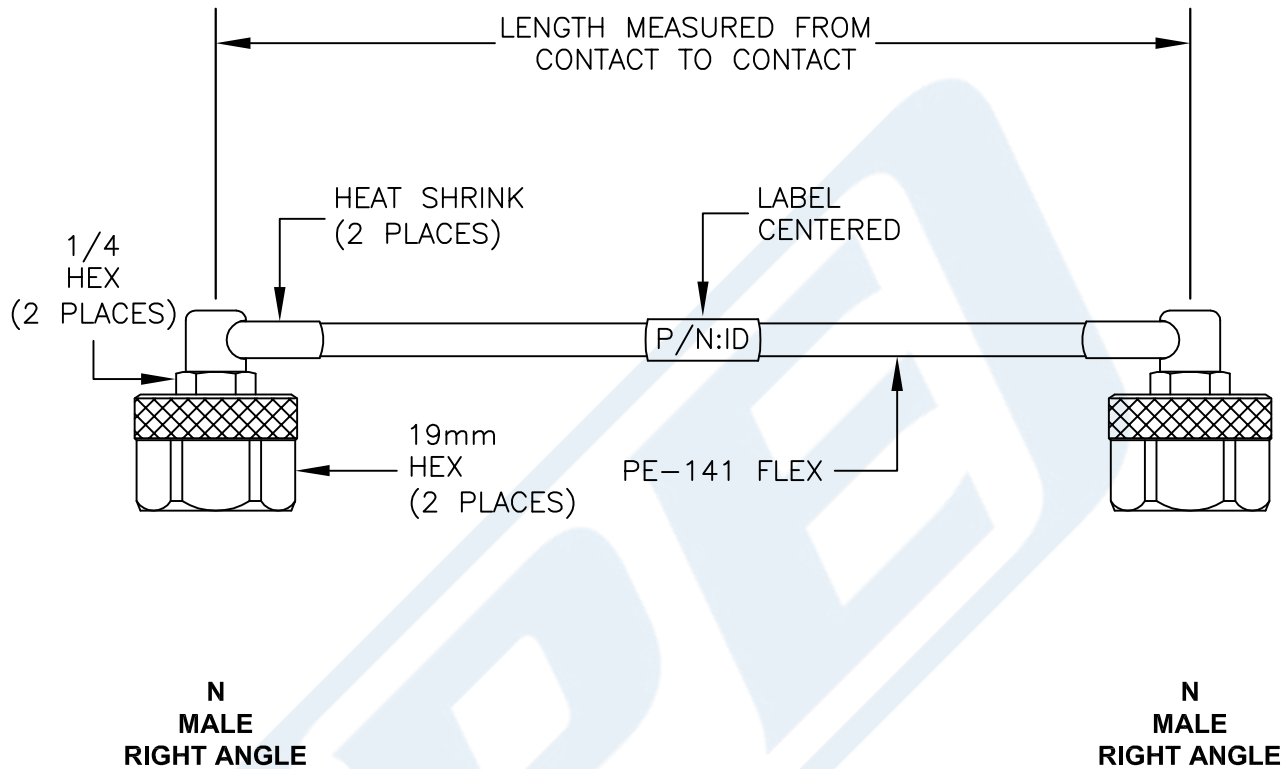
URL: <http://www.pasternack.com/n-male-n-male-pe-141flex-cable-assembly-pe3ca1049-100cm-p.aspx>

The information contained in this document is accurate to the best of our knowledge and representative of the part described herein. It may be necessary to make modifications to the part and/or the documentation of the part, in order to implement improvements. Pasternack reserves the right to make such changes as required. Unless otherwise stated, all specifications are nominal. Pasternack does not make any representation or warranty regarding the suitability of the part described herein for any particular purpose, and Pasternack does not assume any liability arising out of the use of any part or documentation.

PE3CA1049-100CM CAD Drawing

N Male Right Angle to N Male Right Angle Cable 100 cm

Length Using PE-141FLEX Coax, RoHS



Pasternack Enterprises, Inc.
P.O. Box 16759 | Irvine | CA | 92623

Phone: (949) 261-1920 | Fax: (949) 261-7451

Website: www.pasternack.com | E-Mail: sales@pasternack.com

NOTES:

1. UNLESS OTHERWISE SPECIFIED ALL DIMENSIONS ARE NOMINAL.
2. ALL SPECIFICATIONS ARE SUBJECT TO CHANGE WITHOUT NOTICE AT ANY TIME.
3. DIMENSIONS ARE IN INCHES [mm].
4. LENGTH TOLERANCE IS $\pm 1.5\%$ OR $3/8"$, WHICHEVER IS GREATER.

DWG TITLE

PE3CA1049

FSCM NO. 53919

CAD FILE

032715

SCALE N/A

SIZE A

150