



SMA Male to UMCX 2.5 Plug Cable 6 Inch Length Using RG178 Coax, RoHS

TECHNICAL DATA SHEET

PE3CA1026-6

Pasternack's UMCX 2.5 series ultra-miniature coaxial cable assemblies (also called 2.5mm UMCX) have a mated connection height of only 2.5mm. They are constructed using a flexible micro-coax cable and are compatible with ultra-miniature products from companies such as Hirose, IPEX, and other UMCX connector and cable manufactures. Our UMCX 2.5 plug connectors are comparable in design to the Hirose U.FL series of connectors and the IPEX MHF series connectors. Pasternack also provides three additional connector options for our between-series 0.81mm micro-coax jumper cables including UMCX 2.5, WMCX 1.6 and HMCX32 1.2 low profile connectors with differing form factors and mated heights.

Our UMCX 2.5 between series cables can be ordered with Female Bulkhead versions of SMA, Reverse Polarity SMA and Type N connectors as well as an SMA Male option. These cables provide a convenient connector interface for applications that require and RF signal to be routed to an external RF component such as an antenna or to provide a test point for the RF printed circuit board. Other coax cable options include 1.13mm, 1.37mm, RG178, and RG178-DS (double shielded). These U.FL and MHF compatible UMCX 2.5 cable assemblies are available from stock in standard lengths, and custom lengths are available upon request. Standard length UMCX 2.5 cables ship the same day they are ordered.

Features

- 1.2mm, 1.6mm, 2.1mm and 2.5mm mated assembly height's
- Operate from DC to 6GHz
- 100% RF and Continuity tested
- Compatible with Hirose U.FL and IPEX MHF products
- Available in 0.81mm, 1.13mm, 1.37mm, RG178 and RG178-DS shielded coax
- Small foot print with easy snap on/off mating

Applications

- Wireless LAN, Mini PCI
- Mobile Antenna/GPS/Radio Systems
- PDA/PCS/Cellular Handset applications
- Wireless Communications systems (LAN,GSM,PCS, WCDMA, UMTS)

Configuration

Connector 1	SMA Male
Connector 2	UMCX 2.5 Plug
Cable Type	RG178

Electrical Specifications

Frequency Range	DC to 6 GHz
Impedance	50 Ohms
Max VSWR	1.5:1

Performance by Frequency

Frequency 1

Frequency	250 MHz
VSWR	1.35:1
Return Loss	16.54 dB
Insertion Loss	0.44 dB

Frequency 2

Frequency	500 MHz
VSWR	1.35:1

Click the following link (or enter part number in "SEARCH" on website) to obtain additional part information including price, inventory and certifications: [SMA Male to UMCX 2.5 Plug Cable 6 Inch Length Using RG178 Coax, RoHS PE3CA1026-6](#)



SMA Male to UMCX 2.5 Plug Cable 6 Inch
Length Using RG178 Coax, RoHS

TECHNICAL DATA SHEET

PE3CA1026-6

Return Loss 16.54 dB
Insertion Loss 0.54 dB

Frequency 3

Frequency 1000 MHz
VSWR 1.35:1
Return Loss 16.54 dB
Insertion Loss 0.74 dB

Frequency 4

Frequency 2.5 GHz
VSWR 1.35:1
Return Loss 16.54 dB
Insertion Loss 0.95 dB

Frequency 5

Frequency 6 GHz
VSWR 1.5:1
Return Loss 13.98 dB
Insertion Loss 1.86 dB

Mechanical Specifications

Temperature

Temperature Operating Range -55 to +125 deg C

Size

Length 6 in [152.4 mm]

Cable

Cable Type RG178
Inner Conductor Type Stranded
Cable Inner Conductor Copper, Silver
No of Shields 1
Cable Outer Conductor 1 Tinned Copper
Dielectric Type FEP
Jacket Material FEP
Jacket Diameter 0.07 in [1.78 mm]

Connector 1

Type SMA Male
Configuration Straight
Inner Conductor Material and Plating Brass, Gold
Coupling Nut Material and Plating Brass, Gold
Body Material and Plating Brass, Gold

Click the following link (or enter part number in "SEARCH" on website) to obtain additional part information including price, inventory and certifications: [SMA Male to UMCX 2.5 Plug Cable 6 Inch Length Using RG178 Coax, RoHS PE3CA1026-6](#)



SMA Male to UMCX 2.5 Plug Cable 6 Inch
Length Using RG178 Coax, RoHS

TECHNICAL DATA SHEET

PE3CA1026-6

Connector 2

Type
Configuration

UMCX 2.5 Plug
Straight

Compliance Certifications (visit www.Pasternack.com for current document)

RoHS Compliant
REACH Compliant

Yes
12/19/2011

Plotted and Other Data

Notes:

- Values at +25 °C, sea level

How to Order

Part Number Configuration:

PE3CA1026

- **xx**

uu

Unit of Measure:
cm = Centimeters
<blank> = Inches
Length
Base Number

Example: PE3CA1026-12 = 12 inches long cable
PE3CA1026-100cm = 100 cm long cable

SMA Male to UMCX 2.5 Plug Cable 6 Inch Length Using RG178 Coax, RoHS from Pasternack Enterprises has same day shipment for domestic and International orders. Our RF, microwave and millimeter wave products maintain a 99% availability and are part of the broadest selection in the industry.

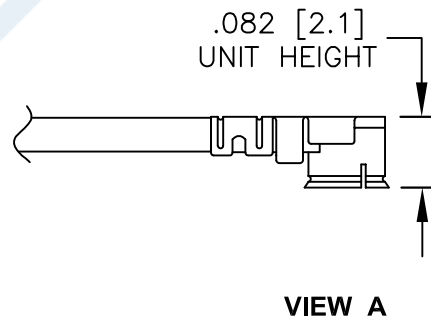
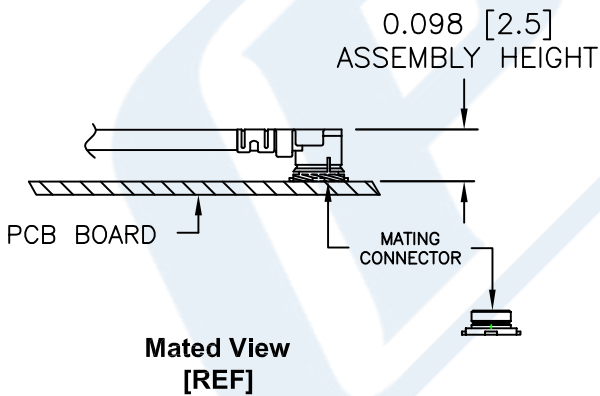
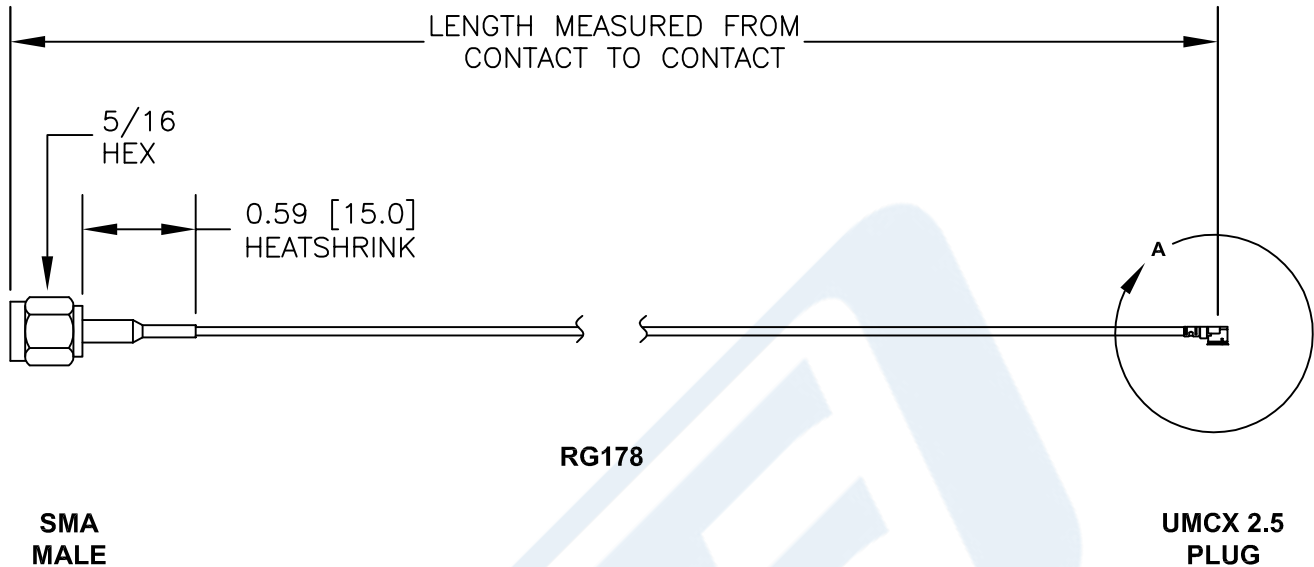
Click the following link (or enter part number in "SEARCH" on website) to obtain additional part information including price, inventory and certifications: [SMA Male to UMCX 2.5 Plug Cable 6 Inch Length Using RG178 Coax, RoHS PE3CA1026-6](http://www.pasternack.com/sma-male-umcx-2.5-plug-rg178bu-cable-assembly-pe3ca1026-6-p.aspx)

URL: <http://www.pasternack.com/sma-male-umcx-2.5-plug-rg178bu-cable-assembly-pe3ca1026-6-p.aspx>

The information contained in this document is accurate to the best of our knowledge and representative of the part described herein. It may be necessary to make modifications to the part and/or the documentation of the part, in order to implement improvements. Pasternack reserves the right to make such changes as required. Unless otherwise stated, all specifications are nominal. Pasternack does not make any representation or warranty regarding the suitability of the part described herein for any particular purpose, and Pasternack does not assume any liability arising out of the use of any part or documentation.

PE3CA1026-6 CAD Drawing

SMA Male to UMCX 2.5 Plug Cable 6 Inch Length Using RG178 Coax, RoHS



UMCX connectors are similar to U.FL*

*U.FL is a Registered Trademark of Hirose Electronic Group



Pasternack Enterprises, Inc.
P.O. Box 16759 | Irvine | CA | 92623

Phone: (949) 261-1920 | Fax: (949) 261-7451

Website: www.pasternack.com | E-Mail: sales@pasternack.com

NOTES:

1. UNLESS OTHERWISE SPECIFIED ALL DIMENSIONS ARE NOMINAL.
2. ALL SPECIFICATIONS ARE SUBJECT TO CHANGE WITHOUT NOTICE AT ANY TIME.
3. DIMENSIONS ARE IN INCHES [mm].
4. LENGTH TOLERANCE IS $\pm 1.5\%$ OR $3/8"$, WHICHEVER IS GREATER.

DWG TITLE

PE3CA1026

FSCM NO. 53919

CAD FILE

011515

SCALE N/A

SIZE A

200