



Plenum 4.1/9.5 Mini DIN Male to 4.1/9.5 Mini DIN Male
Right Angle Low PIM Cable 150 cm Length Using
SPP-250-LLPL Coax , LF Solder

RF Cable Assemblies Technical Data Sheet

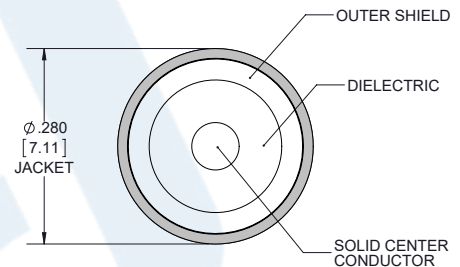
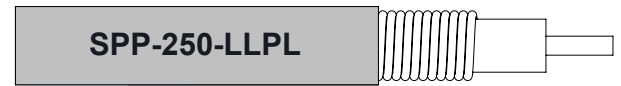
PE3C5847-150CM

Configuration

- Connector 1: 4.1/9.5 Mini DIN Male
- Connector 2: 4.1/9.5 Mini DIN Male Right Angle
- Cable Type: SPP-250-LLPL

Features

- Max Frequency 5.8 GHz
- Low PIM: -160 dBc Max
- Shielding Effectivity > 100 dB
- 76% Phase Velocity
- FEP Jacket
- 100% Tested with PIM Test Results Marked on Cable
- UL910 Plenum Rated Cable
- Lightweight and Extremely Flexible
- Low Loss with Excellent VSWR
- IP67 (when mated)



Applications

- General Purpose
- Laboratory Use
- Low PIM Applications
- Distributed Antenna Systems (DAS)
- Plenum Installations
- Multi-Carrier Communication Systems
- PIM Testing

Description

Pasternack's PE3C5847-150CM 4.1/9.5 Mini DIN male to 4.1/9.5 Mini DIN male right angle 150 cm cable using SPP-250-LLPL coax is part of our full line of RF components available for same-day shipping. Pasternack's corrugated RF cable assemblies are ideal for applications where durability and high power are needed. This Pasternack 4.1/9.5 Mini DIN to 4.1/9.5 Mini DIN cable assembly has a male to male gender configuration with 50 ohm corrugated SPP-250-LLPL coax. The PE3C5847-150CM 4.1/9.5 Mini DIN male to 4.1/9.5 Mini DIN male cable assembly operates to 5.8 GHz. Our low PIM design also offers excellent passive intermodulation performance with PIM levels better than -160 dBc. The right angle 4.1/9.5 Mini DIN interface on the SPP-250-LLPL cable allows for easier connections in tight spaces.

Custom versions of most RF cable assemblies can be built and shipped same day. Custom cable assembly lengths can be obtained by specifying the desired length on the web site at time of order or by contacting a sales representative. Other available RF cable assembly value added services include connector orientation or clocking, heat shrink booting and custom labeling. RF testing can also be performed to document the electrical performance of your cable assembly.

Click the following link (or enter part number in "SEARCH" on website) to obtain additional part information including price, inventory and certifications: [Plenum 4.1/9.5 Mini DIN Male to 4.1/9.5 Mini DIN Male Right Angle Low PIM Cable 150 cm Length Using SPP-250-LLPL Coax , LF Solder PE3C5847-150CM](#)



Plenum 4.1/9.5 Mini DIN Male to 4.1/9.5 Mini DIN Male
Right Angle Low PIM Cable 150 cm Length Using
SPP-250-LLPL Coax , LF Solder

RF Cable Assemblies Technical Data Sheet

PE3C5847-150CM

Electrical Specifications

| Description | Minimum | Typical | Maximum | Units |
|-------------------------------|---------|--------------|---------|----------------------------------|
| Frequency Range | DC | | 5.8 | GHz |
| VSWR | | | 1.4:1 | |
| Velocity of Propagation | | 76 | | % |
| RF Shielding | 100 | | | dB |
| Passive Intermodulation | | | -160 | dBc |
| Capacitance | | 27 [88.58] | | pF/ft [pF/m] |
| Inductance | | 0.067 [0.22] | | uH/ft [uH/m] |
| DC Resistance Inner Conductor | | 3 [9.84] | | Ω /1000ft [Ω /Km] |

Specifications by Frequency

| Description | F1 | F2 | F3 | F4 | F5 | Units |
|-----------------------|------|------|------|------|------|-------|
| Frequency | 0.45 | 0.7 | 1 | 2.5 | 5.8 | GHz |
| Insertion Loss (Max.) | 0.25 | 0.31 | 0.37 | 0.59 | 0.93 | dB |

Electrical Specification Notes:

The insertion loss data above is based on the performance specifications of the coax cable used in this assembly. The insertion loss includes an estimated insertion loss of 0.04*SQRT(FGHz) dB maximum per connector.

Mechanical Specifications

Cable Assembly

Length* 59.0551 in [150 cm]

Cable

Cable Type SPP-250-LLPL
 Impedance 50 Ohms
 Inner Conductor Type Solid
 Inner Conductor Material and Plating Copper
 Dielectric Type PTFE
 Number of Shields 1
 Outer Conductor Material and Plating Copper
 Jacket Material FEP, Blue
 Jacket Diameter 0.28 in [7.11 mm]
 One Time Minimum Bend Radius 1.25 in [31.75 mm]
 Bending Moment 0.8 lbs-ft [1.08 N-m]

Click the following link (or enter part number in "SEARCH" on website) to obtain additional part information including price, inventory and certifications: [Plenum 4.1/9.5 Mini DIN Male to 4.1/9.5 Mini DIN Male Right Angle Low PIM Cable 150 cm Length Using SPP-250-LLPL Coax , LF Solder PE3C5847-150CM](#)



Plenum 4.1/9.5 Mini DIN Male to 4.1/9.5 Mini DIN Male
Right Angle Low PIM Cable 150 cm Length Using
SPP-250-LLPL Coax , LF Solder

RF Cable Assemblies Technical Data Sheet

PE3C5847-150CM

Connectors

| Description | Connector 1 | Connector 2 |
|------------------------------|-----------------------|-----------------------------------|
| Type | 4.1/9.5 Mini DIN Male | 4.1/9.5 Mini DIN Male Right Angle |
| Impedance | 50 Ohms | 50 Ohms |
| Contact Material and Plating | Brass, Silver | Brass, Silver |
| Dielectric Type | PTFE | PTFE |
| Body Material and Plating | Brass, Tri-Metal | Brass, Tri-Metal |

Mechanical Specification Notes:

*All cable assemblies have a length tolerance of 1.5% or $\pm 3/8$ ", whichever is greater.

Environmental Specifications

Temperature

Operating Range -55 to +165 deg C

Compliance Certifications (see [product page](#) for current document)

Plotted and Other Data

Notes:

Click the following link (or enter part number in "SEARCH" on website) to obtain additional part information including price, inventory and certifications: [Plenum 4.1/9.5 Mini DIN Male to 4.1/9.5 Mini DIN Male Right Angle Low PIM Cable 150 cm Length Using SPP-250-LLPL Coax , LF Solder PE3C5847-150CM](#)



Plenum 4.1/9.5 Mini DIN Male to 4.1/9.5 Mini DIN Male
Right Angle Low PIM Cable 150 cm Length Using
SPP-250-LLPL Coax , LF Solder

RF Cable Assemblies Technical Data Sheet

PE3C5847-150CM

Typical Performance Data



Click the following link (or enter part number in "SEARCH" on website) to obtain additional part information including price, inventory and certifications: [Plenum 4.1/9.5 Mini DIN Male to 4.1/9.5 Mini DIN Male Right Angle Low PIM Cable 150 cm Length Using SPP-250-LLPL Coax , LF Solder PE3C5847-150CM](#)



Plenum 4.1/9.5 Mini DIN Male to 4.1/9.5 Mini DIN Male
Right Angle Low PIM Cable 150 cm Length Using
SPP-250-LLPL Coax , LF Solder

RF Cable Assemblies Technical Data Sheet

PE3C5847-150CM

How to Order

Part Number Configuration:

PE3C5847

- **xx**

uu

Unit of Measure:
cm = Centimeters
<blank> = Inches
Length
Base Number

Example: PE3C5847-12 = 12 inches long cable
PE3C5847-100cm = 100 cm long cable

Plenum 4.1/9.5 Mini DIN Male to 4.1/9.5 Mini DIN Male Right Angle Low PIM Cable 150 cm Length Using SPP-250-LLPL Coax , LF Solder from Pasternack Enterprises has same day shipment for domestic and International orders. Our RF, microwave and millimeter wave products maintain a 99.4% availability and are part of the broadest selection in the industry.

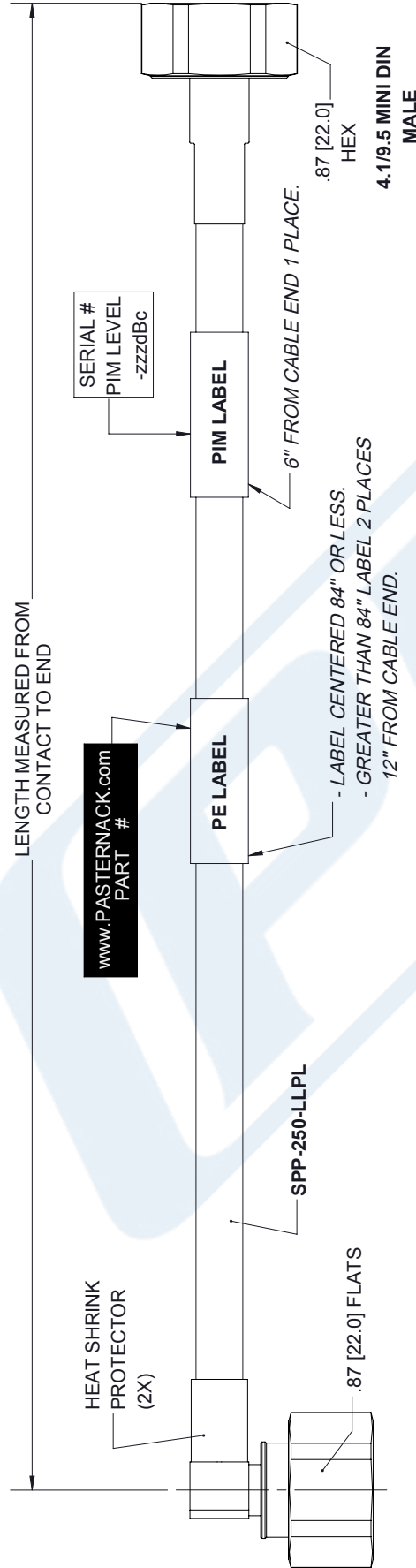
Click the following link (or enter part number in "SEARCH" on website) to obtain additional part information including price, inventory and certifications: [Plenum 4.1/9.5 Mini DIN Male to 4.1/9.5 Mini DIN Male Right Angle Low PIM Cable 150 cm Length Using SPP-250-LLPL Coax , LF Solder PE3C5847-150CM](#)

URL: <https://www.pasternack.com/4.1-9.5-male-4.1-9.5-male-spp250llpl-cable-assembly-pe3c5847-150cm-p.aspx>

The information contained in this document is accurate to the best of our knowledge and representative of the part described herein. It may be necessary to make modifications to the part and/or the documentation of the part, in order to implement improvements. Pasternack reserves the right to make such changes as required. Unless otherwise stated, all specifications are nominal. Pasternack does not make any representation or warranty regarding the suitability of the part described herein for any particular purpose, and Pasternack does not assume any liability arising out of the use of any part or documentation.

PE3C5847-150CM CAD Drawing

Plenum 4.1/9.5 Mini DIN Male to 4.1/9.5 Mini DIN Male Right Angle Low PIM Cable 150 cm Length Using SPP-250-LLPL Coax , LF Solder



STANDARD TOLERANCES

.X ±0.2
.XX ±0.01
.XXX ±0.005

*STANDARD TOLERANCES APPLY ONLY TO DIMENSIONS IN INCHES



Pasternack Enterprises, Inc.
P.O. Box 16759 | Irvine | CA | 92623
Phone: (949) 261-1920 | Fax: (949) 261-7451
Website: www.pasternack.com | E-Mail: sales@pasternack.com

DWG TITLE

PE3C5847

NOTES:
1. UNLESS OTHERWISE SPECIFIED ALL DIMENSIONS ARE NOMINAL.
2. ALL SPECIFICATIONS ARE SUBJECT TO CHANGE WITHOUT NOTICE AT ANY TIME
3. DIMENSIONS ARE IN INCHES [mm].

CAGE CODE 53919

CAD FILE 12/26/18

SCALE N/A

SIZE A

CN2379