



## SMA Female Bulkhead to TNC Male Right Angle Low Loss Cable 60 Inch Length Using PE-P160LL Coax

### RF Cable Assemblies Technical Data Sheet

PE3C5265-60

#### Configuration

- Connector 1: SMA Female Bulkhead
- Connector 2: TNC Male Right Angle
- Cable Type: PE-P160LL

#### Features

- Max Frequency 18 GHz
- Shielding Effectivity > 90 dB
- 82.5% Phase Velocity
- Triple Shielded
- FEP Jacket
- 0.8 inch Minimum Bend Radius
- Max VSWR of 1.33:1 to 18 GHz
- Same Day Shipment of Custom Lengths
- RoHS and REACH Compliant



#### Applications

- General Purpose
- Laboratory Use
- Automated Test Systems
- Airborne Systems
- Phased Arrays
- EW and Countermeasures

#### Description

The PE3C5265-60 SMA Female Bulkhead to TNC Male Right Angle Low Loss cable assembly is part of a series of cable assemblies that use our PE-P160LL double shielded coax. The PE-P160LL based cable assemblies are available in a variety of connector configurations operating to a maximum frequency for this cable series of 18 GHz. The PE3C5265-60 high performance cable assembly with a 82.5% phase velocity offers very low loss performance in a 0.16 inch coax up to 18 GHz. The shielding effectiveness of the PE-P160LL double shielded coax is greater than 95 dB. The durable stainless steel connectors and FEP cable jacket provide a cost effective design ideal for test environments where a rugged cable assembly is required. A heavy duty heat shrink booting provides improved strain relief and adds to the durability of the cable assembly.

Custom versions of most RF cable assemblies can be built and shipped same day. Custom cable assembly lengths can be obtained by specifying the desired length on the web site at time of order or by contacting a sales representative. Other available RF cable assembly value added services include connector orientation or clocking, heat shrink booting and custom labeling. RF testing can also be performed to document the electrical performance of your cable assembly.

Click the following link (or enter part number in "SEARCH" on website) to obtain additional part information including price, inventory and certifications: [SMA Female Bulkhead to TNC Male Right Angle Low Loss Cable 60 Inch Length Using PE-P160LL Coax PE3C5265-60](#)



# SMA Female Bulkhead to TNC Male Right Angle Low Loss Cable 60 Inch Length Using PE-P160LL Coax

## RF Cable Assemblies Technical Data Sheet

PE3C5265-60

### Electrical Specifications

Description	Minimum	Typical	Maximum	Units
Frequency Range	DC		18	GHz
VSWR			1.33:1	
Velocity of Propagation		82.5		%
RF Shielding	90			dB
Capacitance		25 [82.02]		pF/ft [pF/m]

### Specifications by Frequency

Description	F1	F2	F3	F4	F5	Units
Frequency	1	2	4.5	9	18	GHz
Insertion Loss (Typ.)	0.64	0.91	1.39	2	2.89	dB

#### Electrical Specification Notes:

The Insertion Loss data above is based on the performance specifications of the coax cable used in this assembly. The Insertion Loss includes an estimated insertion loss of  $0.04 \cdot \sqrt{F(\text{GHz})}$  dB maximum for the straight connector and  $0.10 \cdot \sqrt{F(\text{GHz})}$  dB maximum for the right angle connector.

### Mechanical Specifications

#### Cable Assembly

Length\* 60 in [152.4 cm]

#### Cable

Cable Type PE-P160LL  
 Impedance 50 Ohms  
 Inner Conductor Type Solid  
 Inner Conductor Material and Plating Copper, Silver  
 Dielectric Type Expanded PTFE Tape  
 Number of Shields 3  
 Shield Layer 1 Silver Plated Copper  
 Shield Layer 2 Aluminum Polyester  
 Shield Layer 3 Silver Plated Copper  
 Jacket Material FEP  
 Jacket Diameter 0.16 in [4.06 mm]  
 Repeated Minimum Bend Radius 0.8 in [20.32 mm]

Click the following link (or enter part number in "SEARCH" on website) to obtain additional part information including price, inventory and certifications: [SMA Female Bulkhead to TNC Male Right Angle Low Loss Cable 60 Inch Length Using PE-P160LL Coax PE3C5265-60](#)



SMA Female Bulkhead to TNC Male Right Angle Low Loss Cable 60 Inch Length Using PE-P160LL Coax

RF Cable Assemblies Technical Data Sheet

PE3C5265-60

**Connectors**

Description	Connector 1	Connector 2
Type	SMA Female Bulkhead	TNC Male Right Angle
Impedance	50 Ohms	50 Ohms
Contact Material and Plating	Beryllium Copper, Gold	Beryllium Copper, Gold
Contact Plating Specification	ASTM-B488	ASTM-B488
Dielectric Type	PTFE	PTFE
Outer Conductor Material and Plating	Passivated Stainless Steel	
Body Material and Plating	Passivated Stainless Steel	Passivated Stainless Steel
Coupling Nut Material and Plating		Passivated Stainless Steel

**Environmental Specifications**

**Temperature**

Operating Range

-55 to +150 deg C

**Compliance Certifications** (see [product page](#) for current document)

**Plotted and Other Data**

Notes:

Click the following link (or enter part number in "SEARCH" on website) to obtain additional part information including price, inventory and certifications: [SMA Female Bulkhead to TNC Male Right Angle Low Loss Cable 60 Inch Length Using PE-P160LL Coax PE3C5265-60](#)

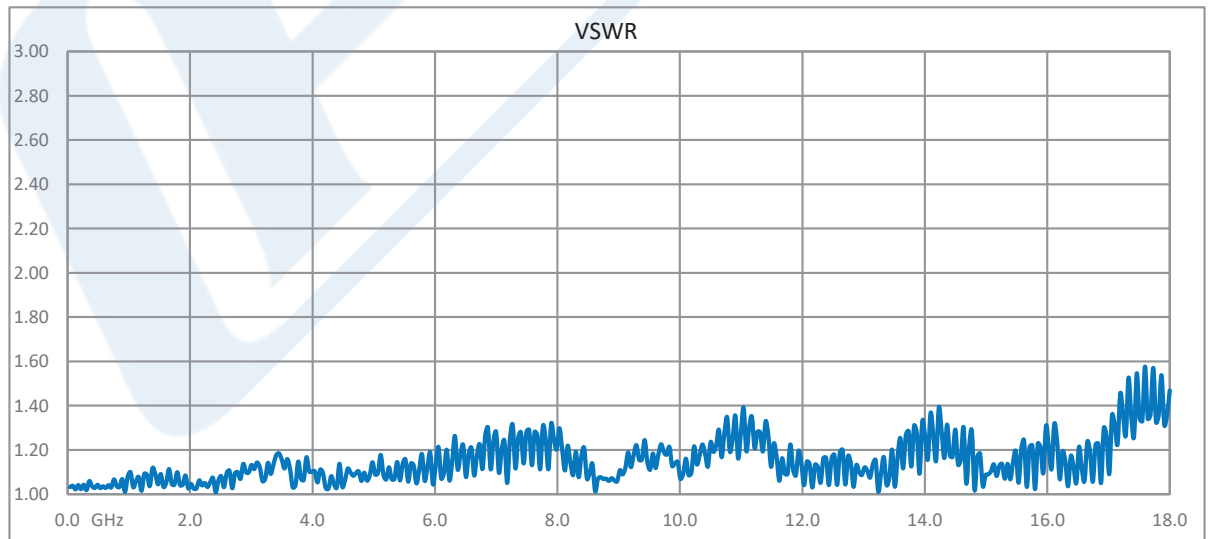
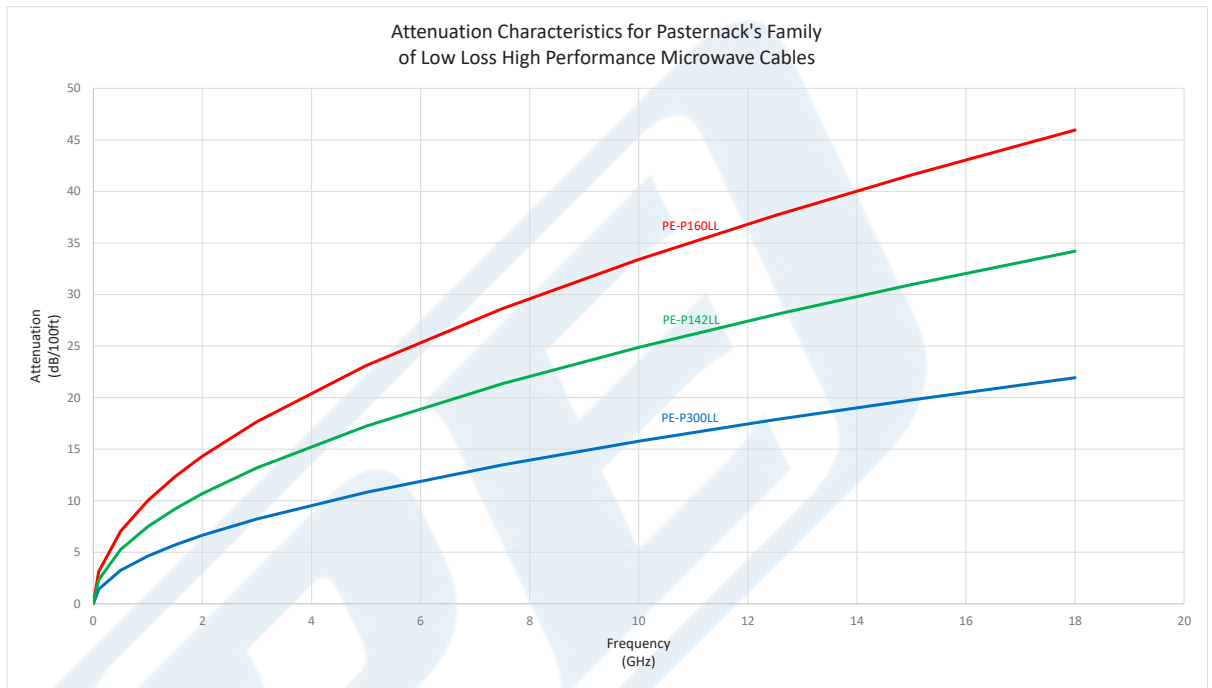


SMA Female Bulkhead to TNC Male Right Angle Low Loss Cable 60 Inch Length Using PE-P160LL Coax

RF Cable Assemblies Technical Data Sheet

PE3C5265-60

Typical Performance Data



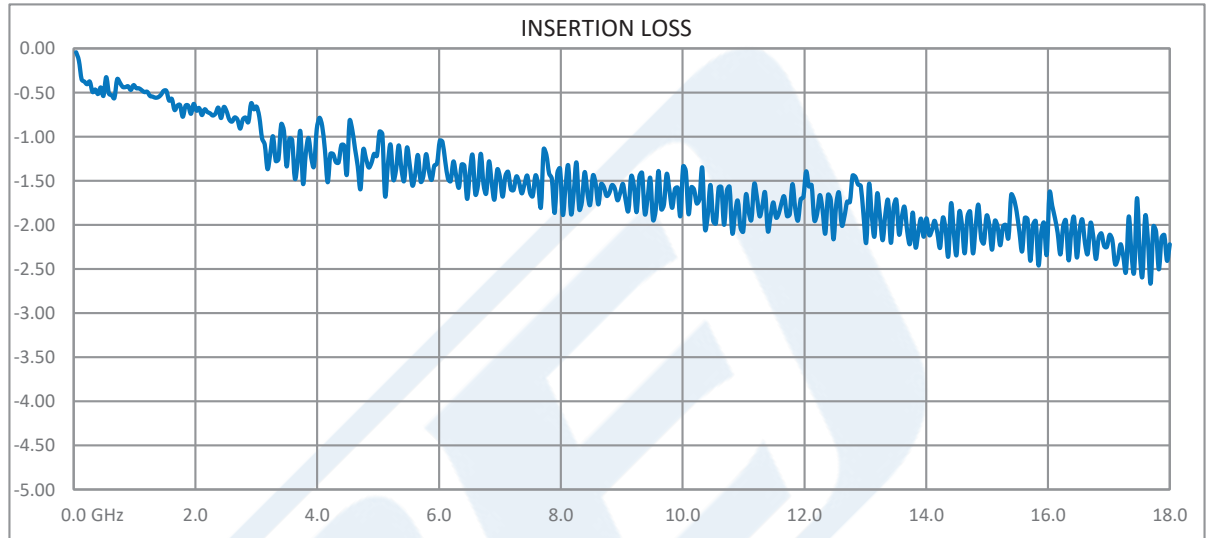
Click the following link (or enter part number in "SEARCH" on website) to obtain additional part information including price, inventory and certifications: [SMA Female Bulkhead to TNC Male Right Angle Low Loss Cable 60 Inch Length Using PE-P160LL Coax PE3C5265-60](#)



SMA Female Bulkhead to TNC Male Right Angle Low Loss Cable 60 Inch Length Using PE-P160LL Coax

RF Cable Assemblies Technical Data Sheet

PE3C5265-60



Click the following link (or enter part number in "SEARCH" on website) to obtain additional part information including price, inventory and certifications: [SMA Female Bulkhead to TNC Male Right Angle Low Loss Cable 60 Inch Length Using PE-P160LL Coax PE3C5265-60](#)



SMA Female Bulkhead to TNC Male Right Angle Low Loss Cable 60 Inch Length Using PE-P160LL Coax

RF Cable Assemblies Technical Data Sheet

PE3C5265-60

**How to Order**

Part Number Configuration:

**PE3C5265**

- **xx**

**uu**

Unit of Measure:  
cm = Centimeters  
<blank> = Inches  
Length  
Base Number

Example: PE3C5265-12 = 12 inches long cable  
PE3C5265-100cm = 100 cm long cable

SMA Female Bulkhead to TNC Male Right Angle Low Loss Cable 60 Inch Length Using PE-P160LL Coax from Pasternack Enterprises has same day shipment for domestic and International orders. Our RF, microwave and millimeter wave products maintain a 99.4% availability and are part of the broadest selection in the industry.

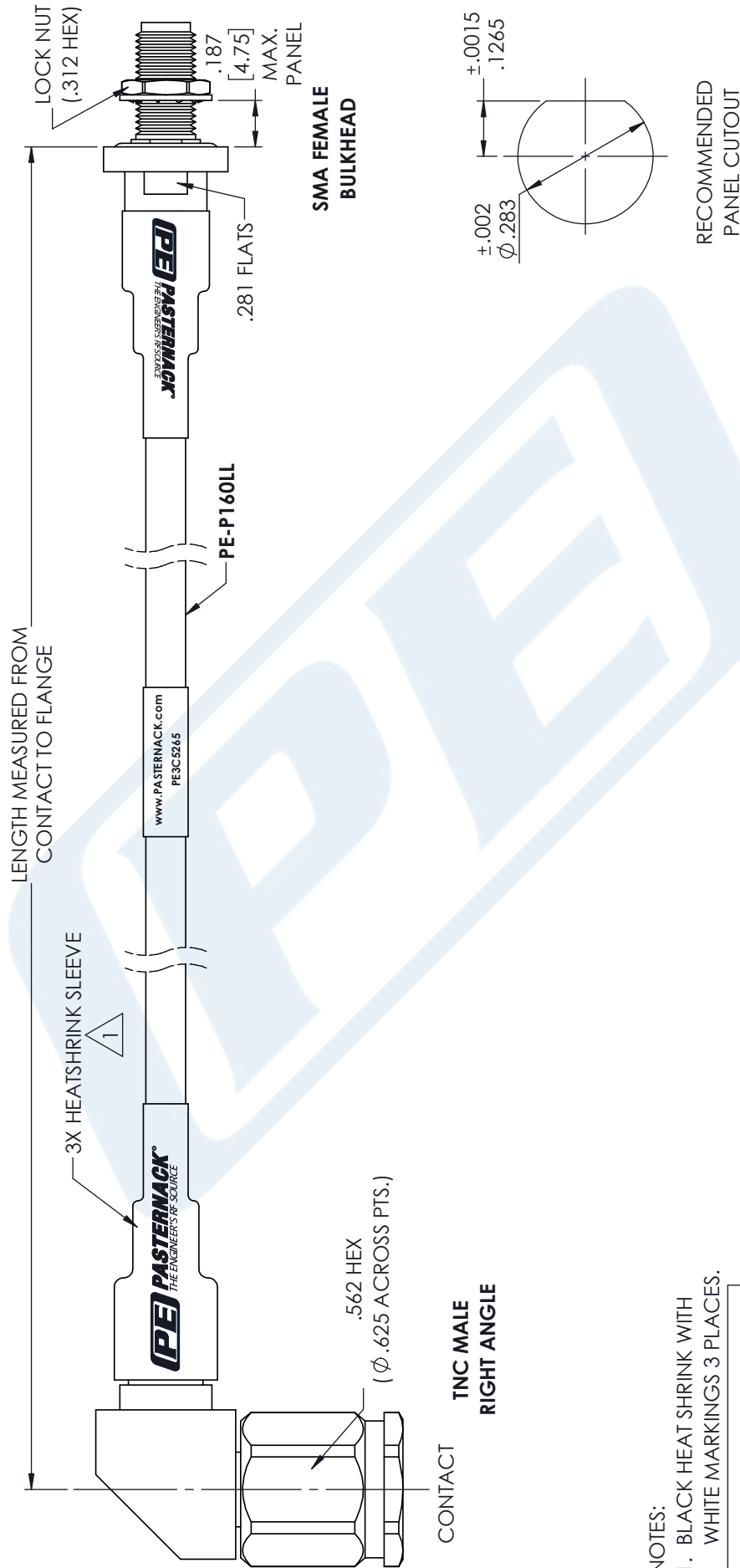
Click the following link (or enter part number in "SEARCH" on website) to obtain additional part information including price, inventory and certifications: [SMA Female Bulkhead to TNC Male Right Angle Low Loss Cable 60 Inch Length Using PE-P160LL Coax PE3C5265-60](#)

URL: <https://www.pasternack.com/sma-female-tnc-male-pe-p160ll-cable-assembly-pe3c5265-60-p.aspx>

The information contained in this document is accurate to the best of our knowledge and representative of the part described herein. It may be necessary to make modifications to the part and/or the documentation of the part, in order to implement improvements. Pasternack reserves the right to make such changes as required. Unless otherwise stated, all specifications are nominal. Pasternack does not make any representation or warranty regarding the suitability of the part described herein for any particular purpose, and Pasternack does not assume any liability arising out of the use of any part or documentation.

# PE3C5265-60 CAD Drawing

SMA Female Bulkhead to TNC Male Right Angle Low Loss  
Cable 60 Inch Length Using PE-P160LL Coax



NOTES:  
1. BLACK HEAT SHRINK WITH  
WHITE MARKINGS 3 PLACES.

STANDARD TOLERANCES	
.X	±0.2
.XX	±0.01
.XXX	±0.005

\*STANDARD TOLERANCES APPLY  
ONLY TO DIMENSIONS IN INCHES

**PE PASTERNAK**  
THE ENGINEER'S RF SOURCE

Pasternack Enterprises, Inc.  
P.O. Box 16759 | Irvine | CA | 92623

Phone: (949) 261-1920 | Fax: (949) 261-7451  
Website: www.pasternack.com | E-Mail: sales@pasternack.com

DWG TITLE	PE3C2565
CAGE CODE	53919

NOTES:	1. UNLESS OTHERWISE SPECIFIED ALL DIMENSIONS ARE NOMINAL. 2. ALL SPECIFICATIONS ARE SUBJECT TO CHANGE WITHOUT NOTICE AT ANY TIME 3. DIMENSIONS ARE IN INCHES [mm].
CAD FILE	07/16/18
SCALE	N/A
SIZE	A
	CN2379