

## SMA Male to SMP Female Right Angle Cable Using PE-P047 Coax

### RF Cable Assemblies Technical Data Sheet

PE3C4968

#### Configuration

- Connector 1: SMA Male
- Connector 2: SMP Female Right Angle
- Cable Type: PE-P047

#### Features

- Max Frequency 12 GHz
- Shielding Effectivity > 90 dB
- 70% Phase Velocity
- Double Shielded

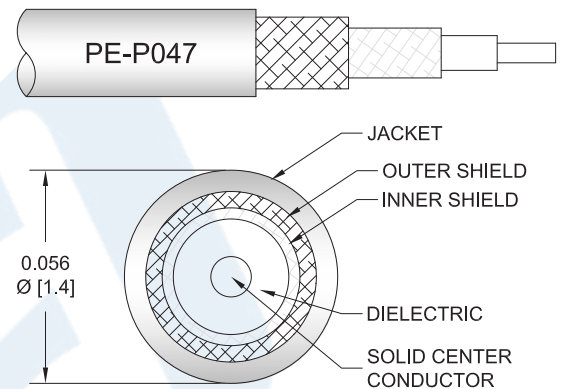
#### Applications

- General Purpose
- Laboratory Use


#### Description

Pasternack's PE3C4968 SMA male to SMP female right angle cable using PE-P047 coax is part of our full line of RF components available for same-day shipping. Pasternack's flexible RF cable assemblies are ideal for applications where tight bends and flexure are required. This Pasternack SMA to SMP cable assembly has a male to female gender configuration with 50 ohm flexible PE-P047 coax. The PE3C4968 SMA male to SMP female cable assembly operates to 12 GHz. The right angle SMP interface on the PE-P047 cable allows for easier connections in tight spaces. The double shielding of this Pasternack cable assembly provides excellent shielding effectiveness of better than 90 dB.

Custom versions of most RF cable assemblies can be built and shipped same day. Custom cable assembly lengths can be obtained by specifying the desired length on the web site at time of order or by contacting a sales representative. Other available RF cable assembly value added services include connector orientation or clocking, heat shrink booting and custom labeling. RF testing can also be performed to document the electrical performance of your cable assembly.



Click the following link (or enter part number in "SEARCH" on website) to obtain additional part information including price, inventory and certifications: [SMA Male to SMP Female Right Angle Cable Using PE-P047 Coax PE3C4968](#)



## SMA Male to SMP Female Right Angle Cable Using PE-P047 Coax

### RF Cable Assemblies Technical Data Sheet

PE3C4968

#### Electrical Specifications

Description	Minimum	Typical	Maximum	Units
Frequency Range	DC		12	GHz
VSWR			1.4:1	
Velocity of Propagation		70		%
RF Shielding	90			dB
Capacitance		29 [95.14]		pF/ft [pF/m]

#### Specifications by Frequency

Description	F1	F2	F3	F4	F5	Units
Frequency	0.5	1	2.5	5	12	GHz
Insertion Loss (Typ.)	0.25	0.34	0.58	0.89	1.2	dB/ft
	0.82	1.12	1.9	2.92	3.94	dB/m

#### Electrical Specification Notes:

Insertion Loss does not include the loss of the connectors. Insertion Loss is estimated as 0.1 dB for the straight connector and 0.2 dB for the right angle connector.

#### Mechanical Specifications

##### Cable Assembly


Diameter 0.312 in [7.92 mm]

##### Cable

Cable Type PE-P047  
 Impedance 50 Ohms  
 Inner Conductor Type Solid  
 Inner Conductor Material and Plating Copper  
 Dielectric Type PTFE  
 Number of Shields 2  
 Outer Conductor Material and Plating Copper  
 Outer Conductor Diameter 0.047 in [1.19 mm]

One Time Minimum Bend Radius 0.2 in [5.08 mm]  
 Repeated Minimum Bend Radius 0.4 in [10.16 mm]

Click the following link (or enter part number in "SEARCH" on website) to obtain additional part information including price, inventory and certifications: [SMA Male to SMP Female Right Angle Cable Using PE-P047 Coax PE3C4968](#)



SMA Male to SMP Female Right Angle  
Cable Using PE-P047 Coax

RF Cable Assemblies Technical Data Sheet

PE3C4968

**Connectors**

Description	Connector 1	Connector 2
Type	SMA Male	SMP Female Right Angle
Specification		MIL-STD-348
Impedance	50 Ohms	50 Ohms
Mating Cycles	500	
Contact Material and Plating	Beryllium Copper, Gold over Nickel	Beryllium Copper, Gold
Contact Plating Specification	MIL-G-45204	MIL-G-45204
Dielectric Type	PTFE	PTFE
Body Material and Plating	Stainless Steel, Gold	Beryllium Copper, Gold
Body Plating Specification	MIL-G-45204	MIL-G-45204
Coupling Nut Material and Plating	Passivated Stainless Steel	
Coupling Nut Plating Specification	ASTM-A380	
Hex Size	5/16 inch	
Torque	8 in-lbs [0.9 Nm]	

**Environmental Specifications**

**Temperature**


Operating Range -55 to +100 deg C

**Compliance Certifications** (see [product page](#) for current document)

**Plotted and Other Data**

Notes:

Click the following link (or enter part number in "SEARCH" on website) to obtain additional part information including price, inventory and certifications: [SMA Male to SMP Female Right Angle Cable Using PE-P047 Coax PE3C4968](#)



## SMA Male to SMP Female Right Angle Cable Using PE-P047 Coax

### RF Cable Assemblies Technical Data Sheet

PE3C4968

#### How to Order

Part Number Configuration:

**PE3C4968**

- **xx**

**uu**

Unit of Measure:  
cm = Centimeters  
<blank> = Inches  
Length  
Base Number

Example: PE3C4968-12 = 12 inches long cable  
PE3C4968-100cm = 100 cm long cable

SMA Male to SMP Female Right Angle Cable Using PE-P047 Coax from Pasternack Enterprises has same day shipment for domestic and International orders. Our RF, microwave and millimeter wave products maintain a 99.4% availability and are part of the broadest selection in the industry.

Click the following link (or enter part number in "SEARCH" on website) to obtain additional part information including price, inventory and certifications: [SMA Male to SMP Female Right Angle Cable Using PE-P047 Coax PE3C4968](#)

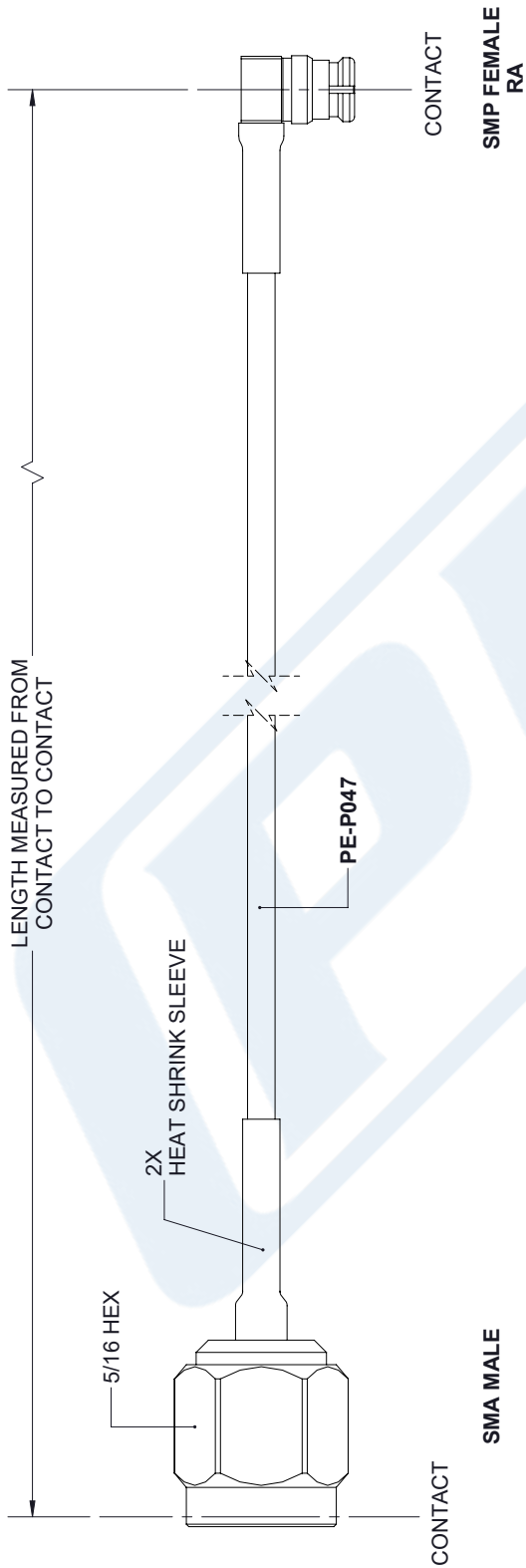
URL: <https://www.pasternack.com/sma-male-smp-female-pe-p047-cable-assembly-pe3c4968-p.aspx>

The information contained in this document is accurate to the best of our knowledge and representative of the part described herein. It may be necessary to make modifications to the part and/or the documentation of the part, in order to implement improvements. Pasternack reserves the right to make such changes as required. Unless otherwise stated, all specifications are nominal. Pasternack does not make any representation or warranty regarding the suitability of the part described herein for any particular purpose, and Pasternack does not assume any liability arising out of the use of any part or documentation.

# PE3C4968 CAD Drawing

SMA Male to SMP Female Right Angle Cable Using PE-P047 Coax

REVISIONS			
REV.	DESCRIPTION	DATE	APPROVED
A	INITIAL RELEASE	3/11/2020	S.ELLIS



<p>UNLESS OTHERWISE SPECIFIED LEADING DIMENSIONS ARE INCHES DIMENSIONS IN [ ] ARE MILLIMETERS</p> <p>TOLERANCES:</p> <table border="0"> <tr> <td>.X = ±.2</td> <td>[.08]</td> <td>FRACTIONS</td> <td></td> </tr> <tr> <td>.XX = ±.02</td> <td>[.51]</td> <td></td> <td>± 1/32</td> </tr> <tr> <td>.XXX = ±.005</td> <td>[.13]</td> <td>ANGLES ± 1°</td> <td></td> </tr> </table> <p>CABLE LENGTH (L) TOLERANCES:</p> <table border="0"> <tr> <td>L ≤ 12</td> <td>[305]</td> <td>= +1 [25] / -0</td> </tr> <tr> <td>12 [305] &lt; L ≤ 60</td> <td>[1524]</td> <td>= +2 [51] / -0</td> </tr> <tr> <td>60 [1524] &lt; L ≤ 120</td> <td>[3048]</td> <td>= +4 [102] / -0</td> </tr> <tr> <td>120 [3048] &lt; L ≤ 300</td> <td>[7620]</td> <td>= +6 [152] / -0</td> </tr> <tr> <td></td> <td></td> <td>300 [7620] &lt; L = +5% / -0</td> </tr> </table> <p>ALL DIMENSIONS SHOWN ARE FOR REFERENCE ONLY.</p>	.X = ±.2	[.08]	FRACTIONS		.XX = ±.02	[.51]		± 1/32	.XXX = ±.005	[.13]	ANGLES ± 1°		L ≤ 12	[305]	= +1 [25] / -0	12 [305] < L ≤ 60	[1524]	= +2 [51] / -0	60 [1524] < L ≤ 120	[3048]	= +4 [102] / -0	120 [3048] < L ≤ 300	[7620]	= +6 [152] / -0			300 [7620] < L = +5% / -0	<p><b>PE PASTERNAK</b> an INFINITO brand</p> <p>Pasternack Enterprises, Inc. P. O. Box 16759, Irvine, CA 92623. Phone: 1.949.261.1920   1.866.727.8376 Fax: 1.949.261.7451 Website: www.pasternack.com E-mail: sales@pasternack.com</p>	<p>THIRD-ANGLE PROJECTION</p> <p>THE INFORMATION AND DESIGN IN THIS DOCUMENT IS THE PROPERTY OF PASTERNAK CORPORATION. ALL RIGHTS RESERVED.</p> <p>SHEET 1 OF 1</p> <p>SCALE N/A</p>
	.X = ±.2	[.08]	FRACTIONS																										
.XX = ±.02	[.51]		± 1/32																										
.XXX = ±.005	[.13]	ANGLES ± 1°																											
L ≤ 12	[305]	= +1 [25] / -0																											
12 [305] < L ≤ 60	[1524]	= +2 [51] / -0																											
60 [1524] < L ≤ 120	[3048]	= +4 [102] / -0																											
120 [3048] < L ≤ 300	[7620]	= +6 [152] / -0																											
		300 [7620] < L = +5% / -0																											
<p>SIZE A</p> <p>CAGE CODE A</p> <p>DRAWN BY K.DANG</p> <p>ITEM NO. PE3C4968</p> <p>REV A</p>																													

THESE COMMODITIES, TECHNOLOGY OR SOFTWARE WERE EXPORTED FROM THE UNITED STATES IN ACCORDANCE WITH THE EXPORT ADMINISTRATION REGULATIONS. DIVERSION CONTRARY TO U.S. LAW PROHIBITED.