



Slide-On BMA Plug Bulkhead to Slide-On BMA Jack Right Angle
2 Hole Flange Cable 6 Inch Length Using RG400 Coax

RF Cable Assemblies Technical Data Sheet

PE3C4954-6

Configuration

- Connector 1: Slide-On BMA Plug Bulkhead
- Connector 2: Slide-On BMA Jack Right Angle 2 Hole Flange
- Cable Type: RG400

Features

- Max Frequency 12.4 GHz
- 70% Phase Velocity
- Double Shielded
- FEP Jacket
- Good VSWR of 1.4:1
- Gold Plated BMA Contacts
- Low Engagement Force BMA interface
- In stock and ready to ship

Applications

- General Purpose
- Laboratory Use BMA Cable RF Backplanes
- Blind Mate BMA Test
- Rack and Panel
- Phased Array Interconnects
- High Speed Switching Networks

Description

Pasternack's BMA cable assemblies using RG400/U Coax are part of our full line of RF components available for same-day shipping. These BMA cable assemblies are designed to connect BMA system components, BMA racks, or BMA backplanes, delivering signal frequencies as high as 22 GHz. Our family of BMA cables can also be used to connect switching networks or phase-matched antenna arrays where low loss BMA interconnects are desired. If none of our standard options fit your application, you can specify your own custom BMA cable assembly using Pasternack's online Cable Creator.

Our BMA cable assembly datasheet specifications and drawing with dimensions are shown below in this PDF. Pasternack's broad catalog of RF, microwave and millimeter wave cable assemblies allow designers to configure and customize their signal connections however they like. Whether the need is to provide BMA cabling or blind mate rack connections, Pasternack has the right cable assemblies for the job. Pasternack can also expertly build your custom cable assemblies for you and ship same day.

Click the following link (or enter part number in "SEARCH" on website) to obtain additional part information including price, inventory and certifications: [Slide-On BMA Plug Bulkhead to Slide-On BMA Jack Right Angle 2 Hole Flange Cable 6 Inch Length Using RG400 Coax PE3C4954-6](#)



Slide-On BMA Plug Bulkhead to Slide-On BMA Jack Right Angle
2 Hole Flange Cable 6 Inch Length Using RG400 Coax

RF Cable Assemblies Technical Data Sheet

PE3C4954-6

Electrical Specifications

| Description | Minimum | Typical | Maximum | Units |
|-------------------------|---------|-------------|---------|--------------|
| Frequency Range | DC | | 12.4 | GHz |
| VSWR | | | 1.4:1 | |
| Return Loss | | | 15.56 | dB |
| Velocity of Propagation | | 70 | | % |
| Capacitance | | 32 [104.99] | | pF/ft [pF/m] |
| Operating Voltage (AC) | | | 350 | Vrms |

Specifications by Frequency

| Description | F1 | F2 | F3 | F4 | F5 | Units |
|-----------------------|------|------|------|------|------|-------|
| Frequency | 0.5 | 1 | 2.5 | 5 | 12.4 | GHz |
| Insertion Loss (Typ.) | 0.25 | 0.28 | 0.32 | 0.38 | 0.5 | dB |

Mechanical Specifications

Cable Assembly

| | |
|----------|------------------|
| Length* | 6 in [152.4 mm] |
| Diameter | 0.37 in [9.4 mm] |

Cable

| | |
|--------------------------------------|----------------------------|
| Cable Type | RG400 |
| Impedance | 50 Ohms |
| Inner Conductor Type | Stranded |
| Inner Conductor Material and Plating | Copper, Silver |
| Dielectric Type | PTFE |
| Number of Shields | 2 |
| Shield Layer 1 | Silver Plated Copper Braid |
| Shield Layer 2 | Silver Plated Copper Braid |
| Jacket Material | FEP, Tan |
| Jacket Diameter | 0.195 in [4.95 mm] |
| Repeated Minimum Bend Radius | 1 in [25.4 mm] |

Click the following link (or enter part number in "SEARCH" on website) to obtain additional part information including price, inventory and certifications: [Slide-On BMA Plug Bulkhead to Slide-On BMA Jack Right Angle 2 Hole Flange Cable 6 Inch Length Using RG400 Coax PE3C4954-6](#)



Slide-On BMA Plug Bulkhead to Slide-On BMA Jack Right Angle
2 Hole Flange Cable 6 Inch Length Using RG400 Coax

RF Cable Assemblies Technical Data Sheet

PE3C4954-6

Connectors

| Description | Connector 1 | Connector 2 |
|--------------------------------------|--------------------|------------------------------------|
| Type | BMA Plug Bulkhead | BMA Jack Right Angle 2 Hole Flange |
| Impedance | 50 Ohms | 50 Ohms |
| Connection Method | Slide-On | Slide-On |
| Contact Material and Plating | Bronze, Gold | Beryllium Copper, Gold |
| Contact Plating Specification | 51.18μ in. minimum | |
| Dielectric Type | PTFE | PTFE |
| Outer Conductor Material and Plating | Brass, Tri-Metal | Beryllium Copper, Gold |
| Body Material and Plating | Brass, Tri-Metal | Brass, Tri-Metal |
| Hex Size | 8 mm | |

Mechanical Specification Notes:

*All cable assemblies have a length tolerance of 1.5% or $\pm 3/8"$, whichever is greater.

Environmental Specifications

Temperature

Operating Range -55 to +125 deg C

Compliance Certifications (see [product page](#) for current document)

Plotted and Other Data

Notes:

Click the following link (or enter part number in "SEARCH" on website) to obtain additional part information including price, inventory and certifications: [Slide-On BMA Plug Bulkhead to Slide-On BMA Jack Right Angle 2 Hole Flange Cable 6 Inch Length Using RG400 Coax PE3C4954-6](#)



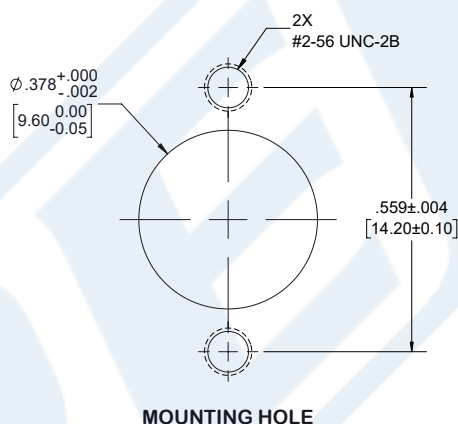
Slide-On BMA Plug Bulkhead to Slide-On BMA Jack Right Angle
2 Hole Flange Cable 6 Inch Length Using RG400 Coax

RF Cable Assemblies Technical Data Sheet

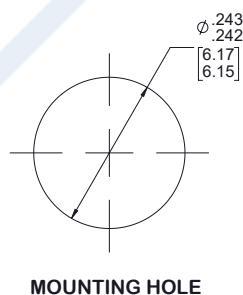
PE3C4954-6

Typical Performance Data

2 HOLE FLANGE CUTOUT



BMA PLUG BULKHEAD CUTOUT



Click the following link (or enter part number in "SEARCH" on website) to obtain additional part information including price, inventory and certifications: [Slide-On BMA Plug Bulkhead to Slide-On BMA Jack Right Angle 2 Hole Flange Cable 6 Inch Length Using RG400 Coax PE3C4954-6](#)



Slide-On BMA Plug Bulkhead to Slide-On BMA Jack Right Angle
2 Hole Flange Cable 6 Inch Length Using RG400 Coax

RF Cable Assemblies Technical Data Sheet

PE3C4954-6

How to Order

Part Number Configuration:

PE3C4954

- xx

uu

Unit of Measure:
cm = Centimeters
<blank> = Inches
Length
Base Number

Example: PE3C4954-12 = 12 inches long cable
PE3C4954-100cm = 100 cm long cable

Slide-On BMA Plug Bulkhead to Slide-On BMA Jack Right Angle 2 Hole Flange Cable 6 Inch Length Using RG400 Coax from Pasternack Enterprises has same day shipment for domestic and International orders. Our RF, microwave and millimeter wave products maintain a 99.4% availability and are part of the broadest selection in the industry.

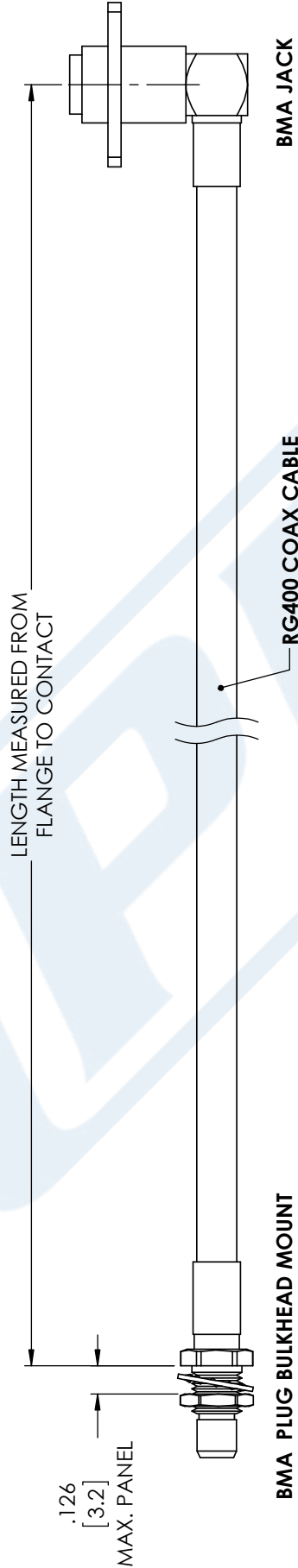
Click the following link (or enter part number in "SEARCH" on website) to obtain additional part information including price, inventory and certifications: [Slide-On BMA Plug Bulkhead to Slide-On BMA Jack Right Angle 2 Hole Flange Cable 6 Inch Length Using RG400 Coax PE3C4954-6](https://www.pasternack.com/bma-plug-bma-jack-rg400u-cable-assembly-pe3c4954-6-p.aspx)

URL: <https://www.pasternack.com/bma-plug-bma-jack-rg400u-cable-assembly-pe3c4954-6-p.aspx>

The information contained in this document is accurate to the best of our knowledge and representative of the part described herein. It may be necessary to make modifications to the part and/or the documentation of the part, in order to implement improvements. Pasternack reserves the right to make such changes as required. Unless otherwise stated, all specifications are nominal. Pasternack does not make any representation or warranty regarding the suitability of the part described herein for any particular purpose, and Pasternack does not assume any liability arising out of the use of any part or documentation.

PE3C4954-6 CAD Drawing

Slide-On BMA Plug Bulkhead to Slide-On BMA Jack Right Angle
2 Hole Flange Cable 6 Inch Length Using RG400 Coax



| STANDARD TOLERANCES |
|---------------------|
| .X ±0.2 |
| .XX ±0.01 |
| .XXX ±0.005 |

*STANDARD TOLERANCES APPLY
ONLY TO DIMENSIONS IN INCHES



Pasternack Enterprises, Inc.
P.O. Box 16759 | Irvine | CA | 92623
Phone: (949) 261-1920 | Fax: (949) 261-7451
Website: www.pasternack.com | E-Mail: sales@pasternack.com

DWG TITLE

PE3C4954

NOTES:
1. UNLESS OTHERWISE SPECIFIED ALL DIMENSIONS ARE NOMINAL.
2. ALL SPECIFICATIONS ARE SUBJECT TO CHANGE WITHOUT NOTICE AT ANY TIME.
3. DIMENSIONS ARE IN INCHES [mm].

CAGE CODE 53919

CAD FILE 01/03/18

SCALE N/A

SIZE A

CN2245