



Slide-On BMA Plug Bulkhead to Slide-On BMA Jack 2 Hole Flange Cable Using RG316 Coax

RF Cable Assemblies Technical Data Sheet

PE3C4939

Configuration

- Connector 1: Slide-On BMA Plug Bulkhead
- Connector 2: Slide-On BMA Jack 2 Hole Flange
- Cable Type: RG316

Features

- Max Frequency 3 GHz
- 69% Phase Velocity
- FEP Jacket
- Good VSWR of 1.4:1
- Gold Plated BMA Contacts
- Low Engagement Force BMA interface
- In stock and ready to ship

Applications

- General Purpose
- Laboratory Use BMA Cable RF Backplanes
- Blind Mate BMA Test
- Rack and Panel
- Phased Array Interconnects
- High Speed Switching Networks

Description

Pasternack's BMA cable assemblies using RG316/U Coax are part of our full line of RF components available for same-day shipping. These BMA cable assemblies are designed to connect BMA system components, BMA racks, or BMA backplanes, delivering signal frequencies as high as 22 GHz. Our family of BMA cables can also be used to connect switching networks or phase-matched antenna arrays where low loss BMA interconnects are desired. If none of our standard options fit your application, you can specify your own custom BMA cable assembly using Pasternack's online Cable Creator.

Our BMA cable assembly datasheet specifications and drawing with dimensions are shown below in this PDF. Pasternack's broad catalog of RF, microwave and millimeter wave cable assemblies allow designers to configure and customize their signal connections however they like. Whether the need is to provide BMA cabling or blind mate rack connections, Pasternack has the right cable assemblies for the job. Pasternack can also expertly build your custom cable assemblies for you and ship same day.

Click the following link (or enter part number in "SEARCH" on website) to obtain additional part information including price, inventory and certifications: [Slide-On BMA Plug Bulkhead to Slide-On BMA Jack 2 Hole Flange Cable Using RG316 Coax PE3C4939](#)



Slide-On BMA Plug Bulkhead to Slide-On BMA Jack 2 Hole Flange Cable Using RG316 Coax

RF Cable Assemblies Technical Data Sheet

PE3C4939

Electrical Specifications

Description	Minimum	Typical	Maximum	Units
Frequency Range	DC		3	GHz
VSWR			1.4:1	
Return Loss			15.56	dB
Velocity of Propagation		69		%
Operating Voltage (AC)			250	Vrms
Dielectric Withstanding Voltage (AC)			750	Vrms
Jacket Spark			2,000	Vrms
Channel-to-Channel Insertion Loss Match		58		dB

Specifications by Frequency

Description	F1	F2	F3	F4	F5	Units
Frequency	0.1	0.25	0.5	1	3	GHz
Insertion Loss (Typ.)	0.11	0.15	0.27	0.38	0.58	dB/ft
	0.36	0.49	0.89	1.25	1.9	dB/m

Electrical Specification Notes:

Insertion Loss does not include the loss of the connectors. Insertion Loss is estimated as 0.1 dB per connector.

Mechanical Specifications

Cable Assembly

Diameter 0.75 in [19.05 mm]

Cable

Cable Type	RG316
Impedance	50 Ohms
Inner Conductor Type	Stranded
Inner Conductor Material and Plating	Copper Clad Steel, Silver
Dielectric Type	PTFE
Number of Shields	1
Shield Layer 1	Silver Plated Copper Braid
Jacket Material	FEP, Tan
Jacket Diameter	0.098 in [2.49 mm]

Click the following link (or enter part number in "SEARCH" on website) to obtain additional part information including price, inventory and certifications: [Slide-On BMA Plug Bulkhead to Slide-On BMA Jack 2 Hole Flange Cable Using RG316 Coax PE3C4939](#)



Slide-On BMA Plug Bulkhead to Slide-On BMA Jack
2 Hole Flange Cable Using RG316 Coax

RF Cable Assemblies Technical Data Sheet

PE3C4939

Connectors

Description	Connector 1	Connector 2
Type	BMA Plug Bulkhead	BMA Jack 2 Hole Flange
Impedance	50 Ohms	50 Ohms
Connection Method	Slide-On	Slide-On
Contact Material and Plating	Beryllium Copper, Gold	Beryllium Copper, Gold
Contact Plating Specification	51.18µ in. minimum	
Dielectric Type	PTFE	PTFE
Outer Conductor Material and Plating	Passivated Stainless Steel	Beryllium Copper, Gold
Body Material and Plating	Passivated Stainless Steel	Brass, Tri-Metal
Hex Size	8 mm	

Mechanical Specification Notes:

*All cable assemblies have a length tolerance of 1.5% or $\pm 3/8"$, whichever is greater.

Environmental Specifications

Temperature

Operating Range -55 to +125 deg C

Compliance Certifications (see [product page](#) for current document)

Plotted and Other Data

Notes:

Click the following link (or enter part number in "SEARCH" on website) to obtain additional part information including price, inventory and certifications: [Slide-On BMA Plug Bulkhead to Slide-On BMA Jack 2 Hole Flange Cable Using RG316 Coax PE3C4939](#)



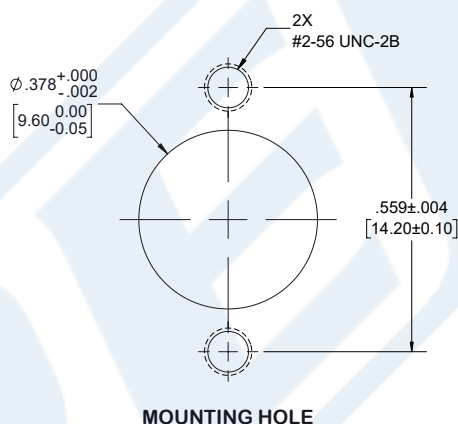
Slide-On BMA Plug Bulkhead to Slide-On BMA Jack
2 Hole Flange Cable Using RG316 Coax

RF Cable Assemblies Technical Data Sheet

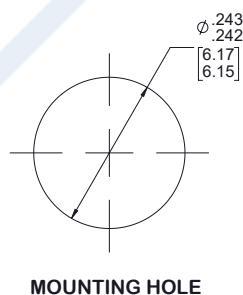
PE3C4939

Typical Performance Data

2 HOLE FLANGE CUTOUT



BMA PLUG BULKHEAD CUTOUT



Click the following link (or enter part number in "SEARCH" on website) to obtain additional part information including price, inventory and certifications: [Slide-On BMA Plug Bulkhead to Slide-On BMA Jack 2 Hole Flange Cable Using RG316 Coax PE3C4939](#)



Slide-On BMA Plug Bulkhead to Slide-On BMA Jack
2 Hole Flange Cable Using RG316 Coax

RF Cable Assemblies Technical Data Sheet

PE3C4939

How to Order

Part Number Configuration:

PE3C4939

- **xx**

uu

Unit of Measure:
cm = Centimeters
<blank> = Inches
Length
Base Number

Example: PE3C4939-12 = 12 inches long cable
PE3C4939-100cm = 100 cm long cable

Slide-On BMA Plug Bulkhead to Slide-On BMA Jack 2 Hole Flange Cable Using RG316 Coax from Pasternack Enterprises has same day shipment for domestic and International orders. Our RF, microwave and millimeter wave products maintain a 99.4% availability and are part of the broadest selection in the industry.

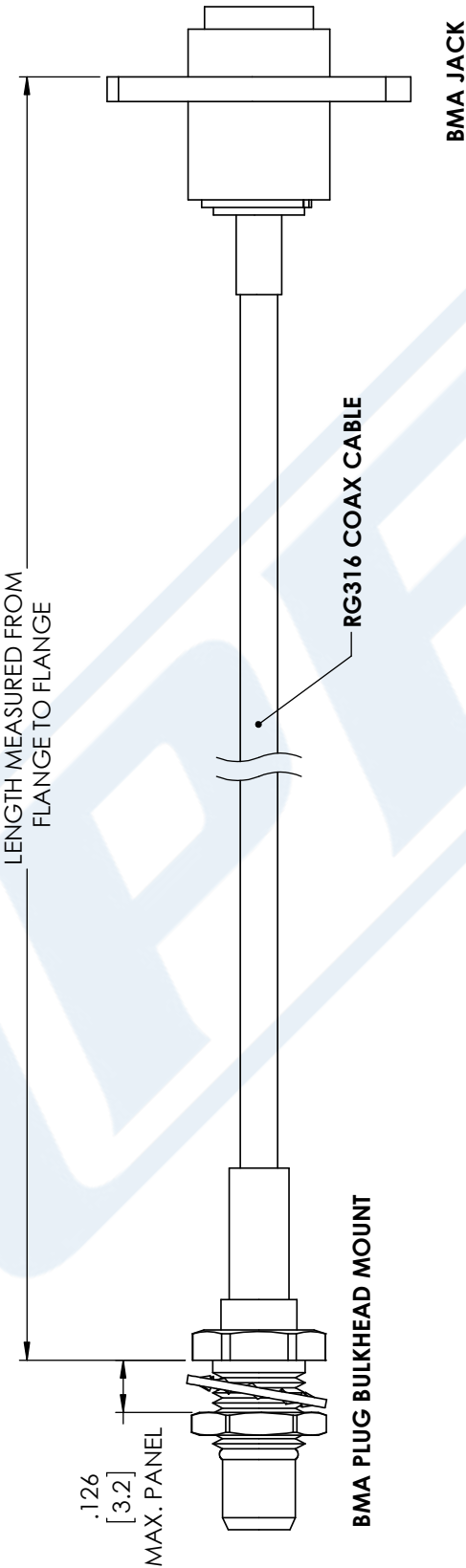
Click the following link (or enter part number in "SEARCH" on website) to obtain additional part information including price, inventory and certifications: [Slide-On BMA Plug Bulkhead to Slide-On BMA Jack 2 Hole Flange Cable Using RG316 Coax PE3C4939](https://www.pasternack.com/bma-plug-bma-jack-rg316u-cable-assembly-pe3c4939-p.aspx)

URL: <https://www.pasternack.com/bma-plug-bma-jack-rg316u-cable-assembly-pe3c4939-p.aspx>

The information contained in this document is accurate to the best of our knowledge and representative of the part described herein. It may be necessary to make modifications to the part and/or the documentation of the part, in order to implement improvements. Pasternack reserves the right to make such changes as required. Unless otherwise stated, all specifications are nominal. Pasternack does not make any representation or warranty regarding the suitability of the part described herein for any particular purpose, and Pasternack does not assume any liability arising out of the use of any part or documentation.

PE3C4939 CAD Drawing

Slide-On BMA Plug Bulkhead to Slide-On BMA Jack
2 Hole Flange Cable Using RG316 Coax



STANDARD TOLERANCES	
.X	±0.2
.XX	±0.01
.XXX	±0.005

*STANDARD TOLERANCES APPLY ONLY TO DIMENSIONS IN INCHES



PASTERNAK®
THE ENGINEER'S RF SOURCE

Pasternack Enterprises, Inc.
P.O. Box 16759 | Irvine | CA | 92623
Phone: (949) 261-1920 | **Fax:** (949) 261-7451
Website: www.pasternack.com | **E-Mail:** sales@pasternack.com

DWG TITLE
PE3C4939

CAGE CODE 53919

NOTES:
1. UNLESS OTHERWISE SPECIFIED ALL DIMENSIONS ARE NOMINAL.
2. ALL SPECIFICATIONS ARE SUBJECT TO CHANGE WITHOUT NOTICE AT ANY TIME.
3. DIMENSIONS ARE IN INCHES [mm].

CAD FILE 12/29/17

SCALE N/A

SIZE A

CN2245