



Slide-On BMA Plug Bulkhead to Slide-On BMA Jack 2 Hole  
Flange Cable 24 Inch Length Using LMR-100 Coax

RF Cable Assemblies Technical Data Sheet

PE3C4924-24

### Configuration

- Connector 1: Slide-On BMA Plug Bulkhead
- Connector 2: Slide-On BMA Jack 2 Hole Flange
- Cable Type: LMR-100A

### Features

- Max Frequency 5.8 GHz
- Shielding Effectivity > 90 dB
- 66% Phase Velocity
- Double Shielded
- PVC Jacket
- Good VSWR of 1.4:1
- Gold Plated BMA Contacts
- Low Engagement Force BMA interface
- In stock and ready to ship

### Applications

- General Purpose
- Laboratory Use BMA Cable RF Backplanes
- Blind Mate BMA Test
- Rack and Panel
- Phased Array Interconnects
- High Speed Switching Networks

### Description

Pasternack's BMA cable assemblies using LMR-100A-PVC Coax are part of our full line of RF components available for same-day shipping. These BMA cable assemblies are designed to connect BMA system components, BMA racks, or BMA backplanes, delivering signal frequencies as high as 22 GHz. Our family of BMA cables can also be used to connect switching networks or phase-matched antenna arrays where low loss BMA interconnects are desired. If none of our standard options fit your application, you can specify your own custom BMA cable assembly using Pasternack's online Cable Creator.

Our BMA cable assembly datasheet specifications and drawing with dimensions are shown below in this PDF. Pasternack's broad catalog of RF, microwave and millimeter wave cable assemblies allow designers to configure and customize their signal connections however they like. Whether the need is to provide BMA cabling or blind mate rack connections, Pasternack has the right cable assemblies for the job. Pasternack can also expertly build your custom cable assemblies for you and ship same day.

Click the following link (or enter part number in "SEARCH" on website) to obtain additional part information including price, inventory and certifications: [Slide-On BMA Plug Bulkhead to Slide-On BMA Jack 2 Hole Flange Cable 24 Inch Length Using LMR-100 Coax PE3C4924-24](#)



## Slide-On BMA Plug Bulkhead to Slide-On BMA Jack 2 Hole Flange Cable 24 Inch Length Using LMR-100 Coax

### RF Cable Assemblies Technical Data Sheet

PE3C4924-24

#### Electrical Specifications

Description	Minimum	Typical	Maximum	Units
Frequency Range	DC		5.8	GHz
VSWR			1.4:1	
Return Loss			15.56	dB
Velocity of Propagation		66		%
RF Shielding	90			dB
Group Delay		1.54 [5.05]		ns/ft [ns/m]
Capacitance		30.8 [101.05]		pF/ft [pF/m]
Inductance		0.077 [0.25]		uH/ft [uH/m]
DC Resistance Inner Conductor		81 [265.75]		Ω/1000ft [Ω/Km]
DC Resistance Outer Conductor		9.5 [31.17]		Ω/1000ft [Ω/Km]
Jacket Spark			2,000	Vrms

#### Specifications by Frequency

Description	F1	F2	F3	F4	F5	Units
Frequency	0.25	0.5	1	2.5	5.8	GHz
Insertion Loss (Typ.)	0.44	0.54	0.68	1	1.48	dB

#### Mechanical Specifications

##### Cable Assembly

Length*	24 in [609.6 mm]
Diameter	0.75 in [19.05 mm]

##### Cable

Cable Type	LMR-100A
Impedance	50 Ohms
Inner Conductor Type	Solid
Inner Conductor Material and Plating	Copper Clad Steel
Dielectric Type	PE
Number of Shields	2
Shield Layer 1	Aluminum Tape
Shield Layer 2	Tinned Copper Braid
Jacket Material	PVC, Black
Jacket Diameter	0.11 in [2.79 mm]

One Time Minimum Bend Radius	0.25 in [6.35 mm]
------------------------------	-------------------

Click the following link (or enter part number in "SEARCH" on website) to obtain additional part information including price, inventory and certifications: [Slide-On BMA Plug Bulkhead to Slide-On BMA Jack 2 Hole Flange Cable 24 Inch Length Using LMR-100 Coax PE3C4924-24](#)



Slide-On BMA Plug Bulkhead to Slide-On BMA Jack 2 Hole  
Flange Cable 24 Inch Length Using LMR-100 Coax

RF Cable Assemblies Technical Data Sheet

PE3C4924-24

Repeated Minimum Bend Radius	1 in [25.4 mm]
Bending Moment	0.1 lbs-ft [0.14 N-m]
Flat Plate Crush	10 lbs/in [0.18 Kg/mm]
Tensile Strength	15 lbs [6.8 Kg]

**Connectors**

Description	Connector 1	Connector 2
Type	BMA Plug Bulkhead	BMA Jack 2 Hole Flange
Impedance	50 Ohms	50 Ohms
Connection Method	Slide-On	Slide-On
Contact Material and Plating	Beryllium Copper, Gold	Beryllium Copper, Gold
Contact Plating Specification	51.18µ in. minimum	
Dielectric Type	PTFE	PTFE
Outer Conductor Material and Plating	Passivated Stainless Steel	Beryllium Copper, Gold
Body Material and Plating	Passivated Stainless Steel	Brass, Tri-Metal
Hex Size	8 mm	

**Mechanical Specification Notes:**

\*All cable assemblies have a length tolerance of 1.5% or  $\pm 3/8"$ , whichever is greater.

**Environmental Specifications**

**Temperature**

Operating Range -40 to +85 deg C

**Compliance Certifications** (see [product page](#) for current document)

**Plotted and Other Data**

Notes:

Click the following link (or enter part number in "SEARCH" on website) to obtain additional part information including price, inventory and certifications: [Slide-On BMA Plug Bulkhead to Slide-On BMA Jack 2 Hole Flange Cable 24 Inch Length Using LMR-100 Coax PE3C4924-24](#)



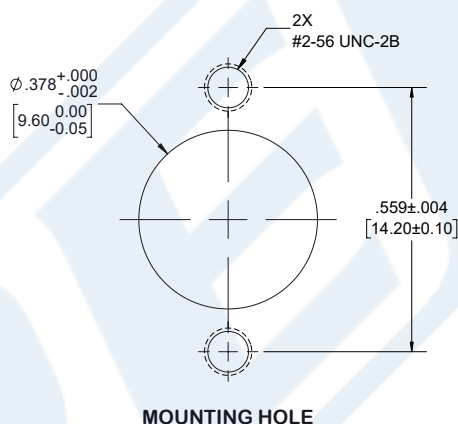
Slide-On BMA Plug Bulkhead to Slide-On BMA Jack 2 Hole  
Flange Cable 24 Inch Length Using LMR-100 Coax

RF Cable Assemblies Technical Data Sheet

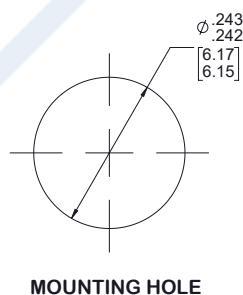
PE3C4924-24

Typical Performance Data

2 HOLE FLANGE CUTOUT



BMA PLUG BULKHEAD CUTOUT



Click the following link (or enter part number in "SEARCH" on website) to obtain additional part information including price, inventory and certifications: [Slide-On BMA Plug Bulkhead to Slide-On BMA Jack 2 Hole Flange Cable 24 Inch Length Using LMR-100 Coax PE3C4924-24](#)



Slide-On BMA Plug Bulkhead to Slide-On BMA Jack 2 Hole  
Flange Cable 24 Inch Length Using LMR-100 Coax

RF Cable Assemblies Technical Data Sheet

PE3C4924-24

**How to Order**

Part Number Configuration:

**PE3C4924**

- **xx**

**uu**

Unit of Measure:  
cm = Centimeters  
<blank> = Inches  
Length  
Base Number

Example: PE3C4924-12 = 12 inches long cable  
PE3C4924-100cm = 100 cm long cable

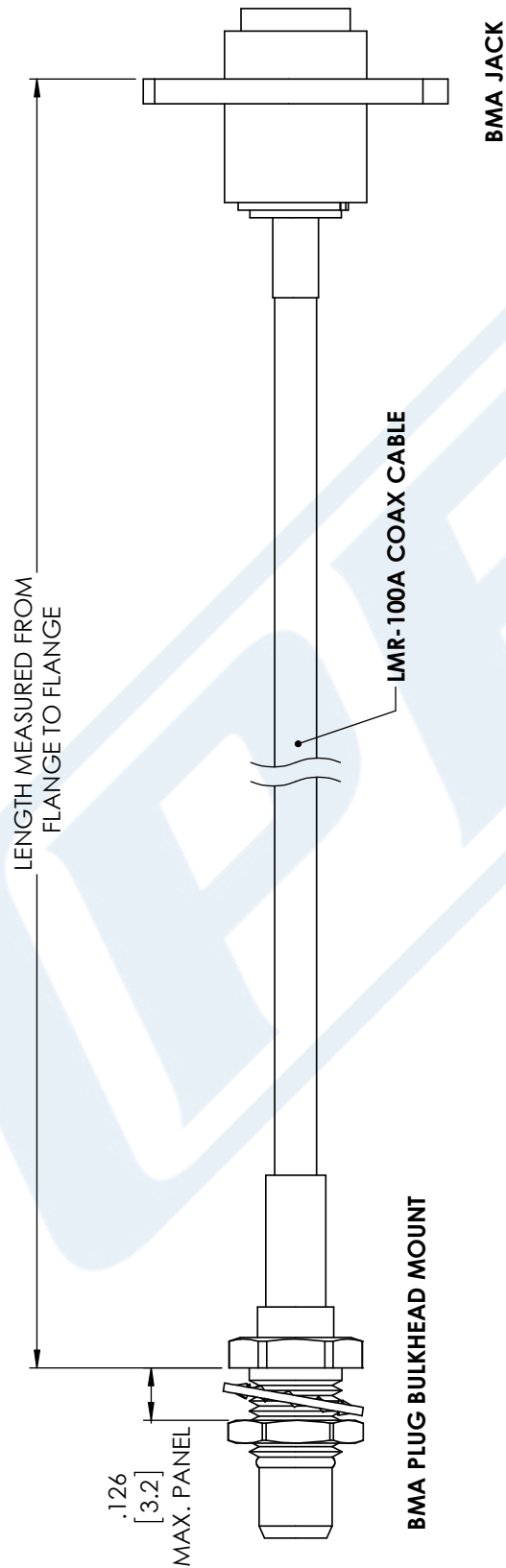
Slide-On BMA Plug Bulkhead to Slide-On BMA Jack 2 Hole Flange Cable 24 Inch Length Using LMR-100 Coax from Pasternack Enterprises has same day shipment for domestic and International orders. Our RF, microwave and millimeter wave products maintain a 99.4% availability and are part of the broadest selection in the industry.

Click the following link (or enter part number in "SEARCH" on website) to obtain additional part information including price, inventory and certifications: [Slide-On BMA Plug Bulkhead to Slide-On BMA Jack 2 Hole Flange Cable 24 Inch Length Using LMR-100 Coax PE3C4924-24](https://www.pasternack.com/bma-plug-bma-jack-lmr100-cable-assembly-pe3c4924-24-p.aspx)

URL: <https://www.pasternack.com/bma-plug-bma-jack-lmr100-cable-assembly-pe3c4924-24-p.aspx>

The information contained in this document is accurate to the best of our knowledge and representative of the part described herein. It may be necessary to make modifications to the part and/or the documentation of the part, in order to implement improvements. Pasternack reserves the right to make such changes as required. Unless otherwise stated, all specifications are nominal. Pasternack does not make any representation or warranty regarding the suitability of the part described herein for any particular purpose, and Pasternack does not assume any liability arising out of the use of any part or documentation.

PE3C4924-24 CAD Drawing  
Slide-On BMA Plug Bulkhead to Slide-On BMA Jack 2 Hole  
Flange Cable 24 Inch Length Using LMR-100 Coax



STANDARD TOLERANCES	
.X	±0.2
.XX	±0.01
.XXX	±0.005

\*STANDARD TOLERANCES APPLY  
ONLY TO DIMENSIONS IN INCHES



Pasternack Enterprises, Inc.  
P.O. Box 16759 | Irvine | CA | 92623  
Phone: (949) 261-1920 | Fax: (949) 261-7451  
Website: [www.pasternack.com](http://www.pasternack.com) | E-Mail: [sales@pasternack.com](mailto:sales@pasternack.com)

DWG TITLE

PE3C4924

CAGE CODE 53919

NOTES:  
1. UNLESS OTHERWISE SPECIFIED ALL DIMENSIONS ARE NOMINAL.  
2. ALL SPECIFICATIONS ARE SUBJECT TO CHANGE WITHOUT NOTICE AT ANY TIME.  
3. DIMENSIONS ARE IN INCHES [mm].

CAD FILE 12/26/17

SCALE N/A

SIZE A

CN2245