



Slide-On BMA Plug Bulkhead to Slide-On BMA Jack
Right Angle 2 Hole Flange Cable Using PE-SR405FLJ Coax

RF Cable Assemblies Technical Data Sheet

PE3C4853

Configuration

- Connector 1: Slide-On BMA Plug Bulkhead
- Connector 2: Slide-On BMA Jack Right Angle 2 Hole Flange
- Cable Type: PE-SR405FLJ

Features

- Max Frequency 12.4 GHz
- Shielding Effectivity > 100 dB
- 69.5% Phase Velocity
- FEP Jacket
- Good VSWR of 1.5:1
- Gold Plated BMA Contacts
- Low Engagement Force BMA interface
- In stock and ready to ship

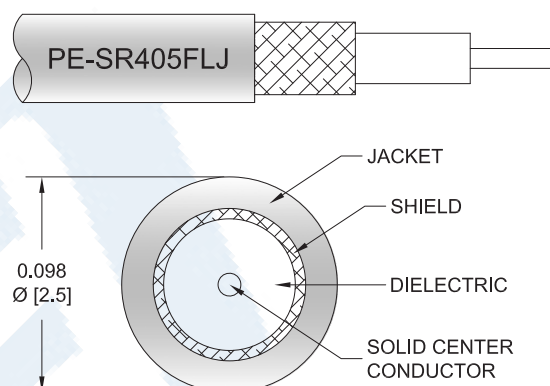
Applications

- General Purpose
- Laboratory Use BMA Cable RF Backplanes
- Blind Mate BMA Test
- Rack and Panel
- Phased Array Interconnects
- High Speed Switching Networks

Description

Pasternack's BMA cable assemblies using PE-SR405FLJ Coax are part of our full line of RF components available for same-day shipping. These BMA cable assemblies are designed to connect BMA system components, BMA racks, or BMA backplanes, delivering signal frequencies as high as 22 GHz. Our family of BMA cables can also be used to connect switching networks or phase-matched antenna arrays where low loss BMA interconnects are desired. If none of our standard options fit your application, you can specify your own custom BMA cable assembly using Pasternack's online Cable Creator.

Our BMA cable assembly datasheet specifications and drawing with dimensions are shown below in this PDF. Pasternack's broad catalog of RF, microwave and millimeter wave cable assemblies allow designers to configure and customize their signal connections however they like. Whether the need is to provide BMA cabling or blind mate rack connections, Pasternack has the right cable assemblies for the job. Pasternack can also expertly build your custom cable assemblies for you and ship same day.



Click the following link (or enter part number in "SEARCH" on website) to obtain additional part information including price, inventory and certifications: [Slide-On BMA Plug Bulkhead to Slide-On BMA Jack Right Angle 2 Hole Flange Cable Using PE-SR405FLJ Coax PE3C4853](#)



Slide-On BMA Plug Bulkhead to Slide-On BMA Jack
Right Angle 2 Hole Flange Cable Using PE-SR405FLJ Coax

RF Cable Assemblies Technical Data Sheet

PE3C4853

Electrical Specifications

Description	Minimum	Typical	Maximum	Units
Frequency Range	DC		12.4	GHz
VSWR			1.5:1	
Return Loss			15.56	dB
Velocity of Propagation		69.5		%
RF Shielding	100			dB
Group Delay		1.43 [4.69]		ns/ft [ns/m]
Capacitance		29 [95.14]		pF/ft [pF/m]
Operating Voltage (AC)			350	Vrms

Specifications by Frequency

Description	F1	F2	F3	F4	F5	Units
Frequency	0.5	1	2.5	5	12.4	GHz
Insertion Loss (Typ.)	0.15	0.22	0.37	0.55	0.92	dB/ft
	0.49	0.72	1.21	1.8	3.02	dB/m

Electrical Specification Notes:

Insertion Loss does not include the loss of the connectors. Insertion Loss is estimated as 0.1 dB per connector.

Mechanical Specifications

Cable Assembly

Diameter 0.37 in [9.4 mm]

Cable

Cable Type PE-SR405FLJ
 Impedance 50 Ohms
 Inner Conductor Type Solid
 Inner Conductor Material and Plating Copper Clad Steel, Silver
 Dielectric Type PTFE
 Number of Shields 1
 Outer Conductor Material and Plating Tinned Copper Composite Braid
 Jacket Material FEP, Black
 Jacket Diameter 0.105 in [2.67 mm]
 One Time Minimum Bend Radius 0.5 in [12.7 mm]
 Repeated Minimum Bend Radius 0.787 in [19.99 mm]

Click the following link (or enter part number in "SEARCH" on website) to obtain additional part information including price, inventory and certifications: [Slide-On BMA Plug Bulkhead to Slide-On BMA Jack Right Angle 2 Hole Flange Cable Using PE-SR405FLJ Coax PE3C4853](#)



Slide-On BMA Plug Bulkhead to Slide-On BMA Jack
Right Angle 2 Hole Flange Cable Using PE-SR405FLJ Coax

RF Cable Assemblies Technical Data Sheet

PE3C4853

Connectors

Description	Connector 1	Connector 2
Type	BMA Plug Bulkhead	BMA Jack Right Angle 2 Hole Flange
Impedance	50 Ohms	50 Ohms
Connection Method	Slide-On	Slide-On
Contact Material and Plating	Bronze, Gold	Beryllium Copper, Gold
Contact Plating Specification	51.18µ in. minimum	
Dielectric Type	PTFE	PTFE
Outer Conductor Material and Plating	Brass, Tri-Metal	Beryllium Copper, Gold
Outer Conductor Plating Specification	78.74µ in. minimum	
Body Material and Plating	Brass, Tri-Metal	Brass, Tri-Metal
Body Plating Specification	78.74µ in. minimum	
Hex Size	8 mm	

Mechanical Specification Notes:

*All cable assemblies have a length tolerance of 1.5% or ± 3/8", whichever is greater.

Environmental Specifications

Temperature

Operating Range -55 to +125 deg C

Compliance Certifications (see [product page](#) for current document)

Plotted and Other Data

Notes:

Click the following link (or enter part number in "SEARCH" on website) to obtain additional part information including price, inventory and certifications: [Slide-On BMA Plug Bulkhead to Slide-On BMA Jack Right Angle 2 Hole Flange Cable Using PE-SR405FLJ Coax PE3C4853](#)



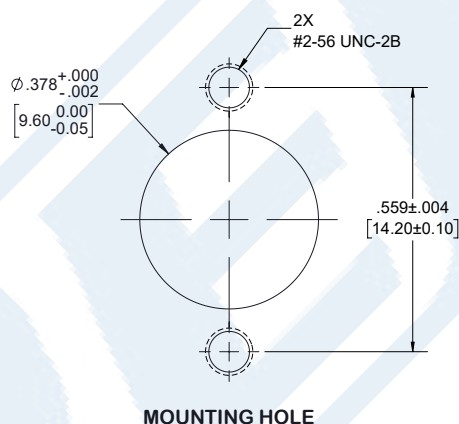
Slide-On BMA Plug Bulkhead to Slide-On BMA Jack
Right Angle 2 Hole Flange Cable Using PE-SR405FLJ Coax

RF Cable Assemblies Technical Data Sheet

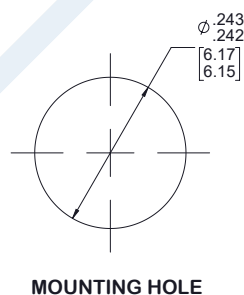
PE3C4853

Typical Performance Data

2 HOLE FLANGE CUTOUT



BMA PLUG BULKHEAD CUTOUT



Click the following link (or enter part number in "SEARCH" on website) to obtain additional part information including price, inventory and certifications: [Slide-On BMA Plug Bulkhead to Slide-On BMA Jack Right Angle 2 Hole Flange Cable Using PE-SR405FLJ Coax PE3C4853](#)



Slide-On BMA Plug Bulkhead to Slide-On BMA Jack
Right Angle 2 Hole Flange Cable Using PE-SR405FLJ Coax

RF Cable Assemblies Technical Data Sheet

PE3C4853

How to Order

Part Number Configuration:

PE3C4853

- **xx**

uu

Unit of Measure:
cm = Centimeters
<blank> = Inches
Length
Base Number

Example: PE3C4853-12 = 12 inches long cable
PE3C4853-100cm = 100 cm long cable

Slide-On BMA Plug Bulkhead to Slide-On BMA Jack Right Angle 2 Hole Flange Cable Using PE-SR405FLJ Coax from Pasternack Enterprises has same day shipment for domestic and International orders. Our RF, microwave and millimeter wave products maintain a 99.4% availability and are part of the broadest selection in the industry.

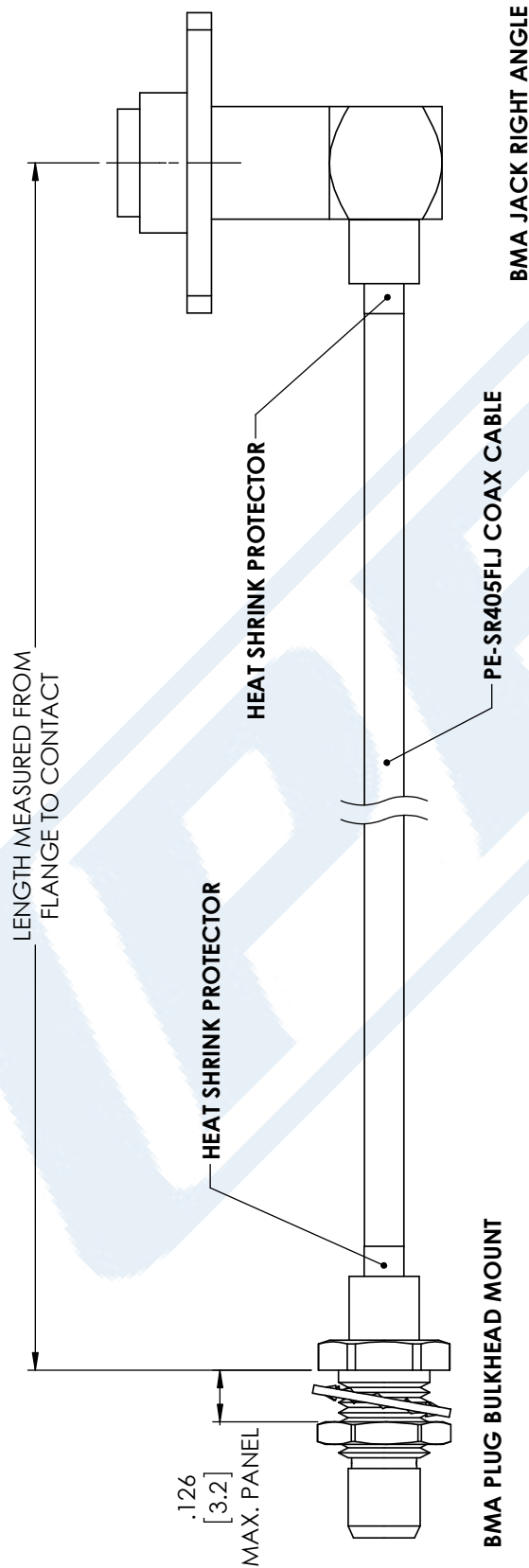
Click the following link (or enter part number in "SEARCH" on website) to obtain additional part information including price, inventory and certifications: [Slide-On BMA Plug Bulkhead to Slide-On BMA Jack Right Angle 2 Hole Flange Cable Using PE-SR405FLJ Coax PE3C4853](https://www.pasternack.com/bma-plug-bma-jack-pe-sr405flj-cable-assembly-pe3c4853-p.aspx)

URL: <https://www.pasternack.com/bma-plug-bma-jack-pe-sr405flj-cable-assembly-pe3c4853-p.aspx>

The information contained in this document is accurate to the best of our knowledge and representative of the part described herein. It may be necessary to make modifications to the part and/or the documentation of the part, in order to implement improvements. Pasternack reserves the right to make such changes as required. Unless otherwise stated, all specifications are nominal. Pasternack does not make any representation or warranty regarding the suitability of the part described herein for any particular purpose, and Pasternack does not assume any liability arising out of the use of any part or documentation.

PE3C4853 CAD Drawing

Slide-On BMA Plug Bulkhead to Slide-On BMA Jack Right Angle
2 Hole Flange Cable Using PE-SR405FLJ Coax



STANDARD TOLERANCES	
.X	±0.2
.XX	±0.01
.XXX	±0.005

*STANDARD TOLERANCES APPLY ONLY TO DIMENSIONS IN INCHES



PASTERNAK®

THE ENGINEER'S RF SOURCE

Pasternack Enterprises, Inc.

P.O. Box 16759 | Irvine | CA | 92623

Phone: (949) 261-1920 | **Fax:** (949) 261-7451
Website: www.pasternack.com | **E-Mail:** sales@pasternack.com

DWG TITLE
PE3C4853

CAGE CODE 53919

NOTES:
1. UNLESS OTHERWISE SPECIFIED ALL DIMENSIONS ARE NOMINAL.
2. ALL SPECIFICATIONS ARE SUBJECT TO CHANGE WITHOUT NOTICE AT ANY TIME.
3. DIMENSIONS ARE IN INCHES [mm].

CAD FILE 12/08/17

SCALE N/A

SIZE A

CN2245