



## SMA Male to SSMC Plug Right Angle Cable 24 Inch Length Using PE-SR405FLJ Coax

### RF Cable Assemblies Technical Data Sheet

PE3C4484-24

#### Configuration

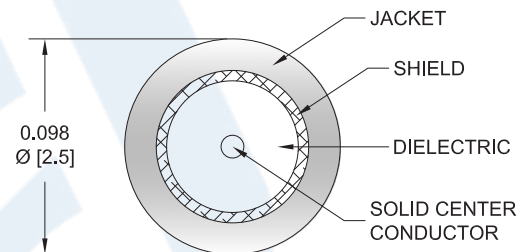
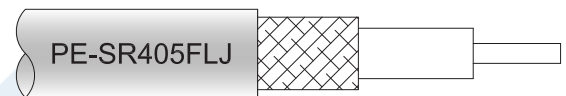
- Connector 1: SMA Male
- Connector 2: SSMC Plug Right Angle
- Cable Type: PE-SR405FLJ

#### Features

- Max Frequency 10 MHz
- Shielding Effectivity > 100 dB
- 69.5% Phase Velocity
- FEP Jacket SSMC Cable Assembly Max. Operating Frequency of 10 GHz
- Small SSMC cable connection form factor (50% smaller than SMA, radially)
- Reliable threaded coupling
- In stock and ready to ship

#### Applications

- General Purpose
- Laboratory Use SSMC Cable General Purpose Test
- Data Acquisition Systems
- A/D Conversion Systems
- Ultra Wideband Digital Receivers
- Software defined radio (SDR)



#### Description

Pasternack's PE3C4484-24 SMA male to SSMC plug right angle 24 inch cable using PE-SR405FLJ coax is part of our full line of RF components available for same-day shipping. Pasternack's formable RF cable assemblies provide an alternative to costly pre-formed semi-rigid assemblies since they are hand formable. This Pasternack SMA to SSMC cable assembly has a male to plug gender configuration with 50 ohm formable PE-SR405FLJ coax. The PE3C4484-24 SMA male to SSMC plug cable assembly operates to 10 MHz. The right angle SSMC interface on the PE-SR405FLJ cable allows for easier connections in tight spaces. Pasternack's SSMC cable assemblies are part of our full line of RF components available for same-day shipping. These SSMC cable assemblies are designed to connect SSMC system components and test connections, delivering signal frequencies as high as 10 GHz. Our family of SSMC cables can also be used to connect SSMC ports on data acquisition systems, A/D modules or SSMC coax patch panels. If none of our standard options fit your application, you can specify your own custom SSMC cable assembly using Pasternack's online Cable Creator.

Our SSMC cable assembly datasheet specifications and drawing with dimensions are shown below in this PDF. Pasternack's broad catalog of RF, microwave and millimeter wave cable assemblies allow designers to configure and customize their signal connections however they like. Whether the need is to provide SSMC cabling for a data acquisition system, or simply create a custom cable assembly configuration, Pasternack has the right cable assemblies for the job. Pasternack can also expertly build your custom cable assemblies for you and ship same day.

Custom versions of most RF cable assemblies can be built and shipped same day. Custom cable assembly lengths can be obtained by specifying the desired length on the web site at time of order or by contacting a sales representative. Other available RF cable assembly value added services include connector orientation or clocking, heat shrink booting and custom labeling. RF testing can also be performed to document the electrical performance of your cable assembly.

Click the following link (or enter part number in "SEARCH" on website) to obtain additional part information including price, inventory and certifications: [SMA Male to SSMC Plug Right Angle Cable 24 Inch Length Using PE-SR405FLJ Coax PE3C4484-24](#)



SMA Male to SSMC Plug Right Angle Cable  
24 Inch Length Using PE-SR405FLJ Coax

RF Cable Assemblies Technical Data Sheet

PE3C4484-24

**Electrical Specifications**

Description	Minimum	Typical	Maximum	Units
Frequency Range	DC		10	MHz
VSWR			1.5:1	
Velocity of Propagation		69.5		%
RF Shielding	100			dB
Group Delay		1.43 [4.69]		ns/ft [ns/m]
Capacitance		29 [95.14]		pF/ft [pF/m]
DC Resistance Inner Conductor		65.7 [215.55]		$\Omega$ /1000ft [ $\Omega$ /Km]
DC Resistance Outer Conductor		10.2 [33.46]		$\Omega$ /1000ft [ $\Omega$ /Km]

**Specifications by Frequency**

Description	F1	F2	F3	F4	F5	Units
Frequency	0.5	1	5	10		GHz
Insertion Loss (Max.)	0.5	0.65	1.3	1.83		dB

**Mechanical Specifications**

**Cable Assembly**

Length*	24 in [609.6 mm]
Diameter	0.315 in [8 mm]

**Cable**

Cable Type	PE-SR405FLJ
Impedance	50 Ohms
Inner Conductor Type	Solid
Inner Conductor Material and Plating	Copper Clad Steel, Silver
Dielectric Type	PTFE
Number of Shields	1
Outer Conductor Material and Plating	Tinned Copper Composite Braid
Jacket Material	FEP, Black
Jacket Diameter	0.105 in [2.67 mm]
One Time Minimum Bend Radius	0.5 in [12.7 mm]
Repeated Minimum Bend Radius	0.787 in [19.99 mm]

Click the following link (or enter part number in "SEARCH" on website) to obtain additional part information including price, inventory and certifications: [SMA Male to SSMC Plug Right Angle Cable 24 Inch Length Using PE-SR405FLJ Coax PE3C4484-24](#)



SMA Male to SSMC Plug Right Angle Cable  
24 Inch Length Using PE-SR405FLJ Coax

RF Cable Assemblies Technical Data Sheet

PE3C4484-24

**Connectors**

Description	Connector 1	Connector 2
Type	SMA Male	SSMC Plug Right Angle
Impedance	50 Ohms	50 Ohms
Mating Cycles		500
Contact Material and Plating	Brass, Gold over Nickel	Beryllium Copper, Gold
Contact Plating Specification		MIL-G-45204
Dielectric Type	PTFE	Teflon
Body Material and Plating	Brass, Gold over Nickel	Brass, Gold
Body Plating Specification		MIL-G-45204
Coupling Nut Material and Plating	Passivated Stainless Steel	Beryllium Copper, Gold
Coupling Nut Plating Specification		MIL-G-45204
Hex Size	5/16 inch	
Torque	8 in-lbs [0.9 Nm]	1.75 in-lbs [0.2 Nm]

Mechanical Specification Notes:

\*All cable assemblies have a length tolerance of 1.5% or  $\pm 3/8$ ", whichever is greater.

**Compliance Certifications** (see [product page](#) for current document)

**Plotted and Other Data**

Notes:

Click the following link (or enter part number in "SEARCH" on website) to obtain additional part information including price, inventory and certifications: [SMA Male to SSMC Plug Right Angle Cable 24 Inch Length Using PE-SR405FLJ Coax PE3C4484-24](#)



## SMA Male to SSMC Plug Right Angle Cable 24 Inch Length Using PE-SR405FLJ Coax

### RF Cable Assemblies Technical Data Sheet

PE3C4484-24

#### How to Order

Part Number Configuration:

**PE3C4484**

- **xx**

**uu**

Unit of Measure:  
cm = Centimeters  
<blank> = Inches  
Length  
Base Number

Example: PE3C4484-12 = 12 inches long cable  
PE3C4484-100cm = 100 cm long cable

SMA Male to SSMC Plug Right Angle Cable 24 Inch Length Using PE-SR405FLJ Coax from Pasternack Enterprises has same day shipment for domestic and International orders. Our RF, microwave and millimeter wave products maintain a 99.4% availability and are part of the broadest selection in the industry.

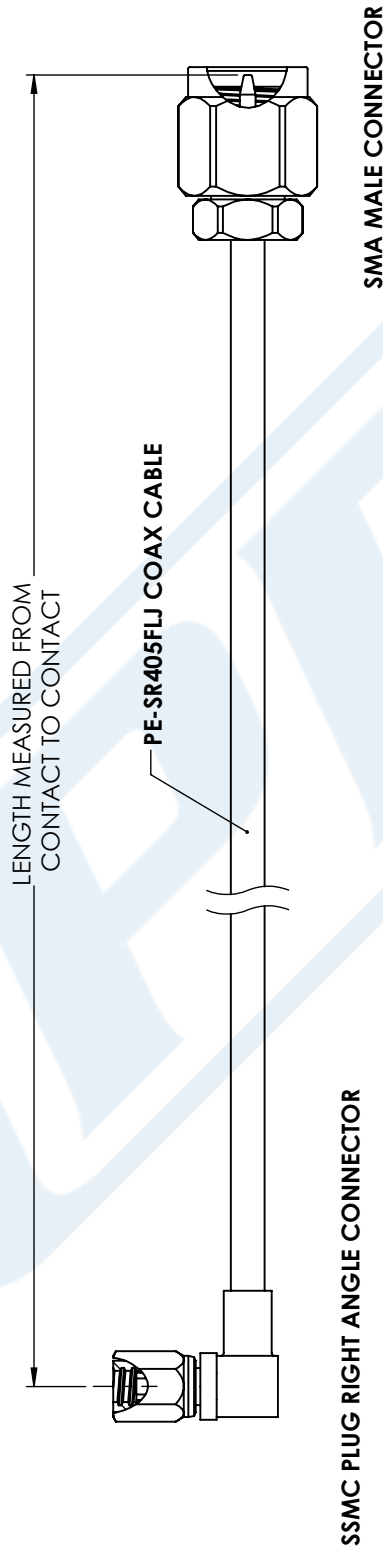
Click the following link (or enter part number in "SEARCH" on website) to obtain additional part information including price, inventory and certifications: [SMA Male to SSMC Plug Right Angle Cable 24 Inch Length Using PE-SR405FLJ Coax PE3C4484-24](https://www.pasternack.com/sma-male-ssmc-plug-pe-sr405flj-cable-assembly-pe3c4484-24-p.aspx)

URL: <https://www.pasternack.com/sma-male-ssmc-plug-pe-sr405flj-cable-assembly-pe3c4484-24-p.aspx>

The information contained in this document is accurate to the best of our knowledge and representative of the part described herein. It may be necessary to make modifications to the part and/or the documentation of the part, in order to implement improvements. Pasternack reserves the right to make such changes as required. Unless otherwise stated, all specifications are nominal. Pasternack does not make any representation or warranty regarding the suitability of the part described herein for any particular purpose, and Pasternack does not assume any liability arising out of the use of any part or documentation.

# PE3C4484-24 CAD Drawing

SMA Male to SSMC Plug Right Angle Cable 24 Inch Length Using PE-SR405FLJ Coax



STANDARD TOLERANCES	
.X	±0.2
.XX	±0.01
.XXX	±0.005

\*STANDARD TOLERANCES APPLY ONLY TO DIMENSIONS IN INCHES

**PE PASTERNAK®**  
 THE ENGINEER'S RF SOURCE  
 Pasternack Enterprises, Inc.  
 P.O. Box 16759 | Irvine | CA | 92623  
**Phone:** (949) 261-1920 | **Fax:** (949) 261-7451  
**Website:** www.pasternack.com | **E-Mail:** sales@pasternack.com

DWG TITLE	PE3C4484
CAGE CODE	53919

NOTES: 1. UNLESS OTHERWISE SPECIFIED ALL DIMENSIONS ARE NOMINAL. 2. ALL SPECIFICATIONS ARE SUBJECT TO CHANGE WITHOUT NOTICE AT ANY TIME. 3. DIMENSIONS ARE IN INCHES [mm].			
CAD FILE	09/07/17	SCALE	N/A
SIZE	A	CN2245	