



SSMC Plug Right Angle to SSMC Jack Bulkhead Cable 18 Inch Length Using PE-SR405FLJ Coax

RF Cable Assemblies Technical Data Sheet

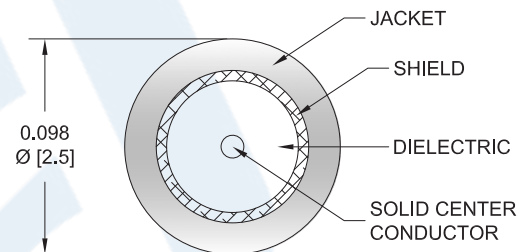
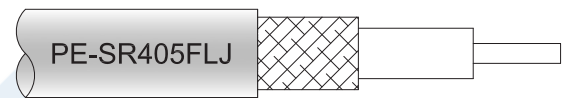
PE3C4483-18

Configuration

- Connector 1: SSMC Plug Right Angle
- Connector 2: SSMC Jack Bulkhead
- Cable Type: PE-SR405FLJ

Features

- SSMC Cable Assembly Max. Operating Frequency of 12.4 GHz
- Small SSMC cable connection form factor (50% smaller than SMA, radially)
- Reliable threaded coupling
- In stock and ready to ship



Applications

- SSMC Cable General Purpose Test
- Data Acquisition Systems
- A/D Conversion Systems
- Ultra Wideband Digital Receivers
- Software defined radio (SDR)

Description

Pasternack's SSMC cable assemblies are part of our full line of RF components available for same-day shipping. These SSMC cable assemblies are designed to connect SSMC system components and test connections, delivering signal frequencies as high as 12.4 GHz. Our family of SSMC cables can also be used to connect SSMC ports on data acquisition systems, A/D modules or SSMC coax patch panels. If none of our standard options fit your application, you can specify your own custom SSMC cable assembly using Pasternack's online Cable Creator.

Our SSMC cable assembly datasheet specifications and drawing with dimensions are shown below in this PDF. Pasternack's broad catalog of RF, microwave and millimeter wave cable assemblies allow designers to configure and customize their signal connections however they like. Whether the need is to provide SSMC cabling for a data acquisition system, or simply create a custom cable assembly configuration, Pasternack has the right cable assemblies for the job. Pasternack can also expertly build your custom cable assemblies for you and ship same day.

Electrical Specifications

Description	Minimum	Typical	Maximum	Units
Frequency Range	DC		12.4	GHz
VSWR			1.5:1	
Velocity of Propagation		69.5		%
RF Shielding	100			dB
Group Delay		1.43 [4.69]		ns/ft [ns/m]
Capacitance		29 [95.14]		pF/ft [pF/m]
DC Resistance Inner Conductor		65.7 [215.55]		Ω/1000ft [Ω/Km]
DC Resistance Outer Conductor		10.2 [33.46]		Ω/1000ft [Ω/Km]

Click the following link (or enter part number in "SEARCH" on website) to obtain additional part information including price, inventory and certifications: [SSMC Plug Right Angle to SSMC Jack Bulkhead Cable 18 Inch Length Using PE-SR405FLJ Coax PE3C4483-18](#)



SSMC Plug Right Angle to SSMC Jack Bulkhead
Cable 18 Inch Length Using PE-SR405FLJ Coax

RF Cable Assemblies Technical Data Sheet

PE3C4483-18

Operating Voltage (AC)	250	Vrms
------------------------	-----	------

Specifications by Frequency

Description	F1	F2	F3	F4	F5	Units
Frequency	0.5	1	5	10	12.4	GHz
Insertion Loss (Max.)	0.43	0.54	1.03	1.42	2	dB

Mechanical Specifications

Cable Assembly

Length*	18 in [457.2 mm]
Diameter	0.156 in [3.96 mm]

Cable

Cable Type	PE-SR405FLJ
Impedance	50 Ohms
Inner Conductor Type	Solid
Inner Conductor Material and Plating	Copper Clad Steel, Silver
Dielectric Type	PTFE
Number of Shields	1
Outer Conductor Material and Plating	Tinned Copper Composite Braid
Jacket Material	FEP, Black
Jacket Diameter	0.105 in [2.67 mm]
One Time Minimum Bend Radius	0.5 in [12.7 mm]
Repeated Minimum Bend Radius	0.787 in [19.99 mm]

Click the following link (or enter part number in "SEARCH" on website) to obtain additional part information including price, inventory and certifications: [SSMC Plug Right Angle to SSMC Jack Bulkhead Cable 18 Inch Length Using PE-SR405FLJ Coax PE3C4483-18](#)





SSMC Plug Right Angle to SSMC Jack Bulkhead
 Cable 18 Inch Length Using PE-SR405FLJ Coax

RF Cable Assemblies Technical Data Sheet

PE3C4483-18

Connectors

Description	Connector 1	Connector 2
Type	SSMC Plug Right Angle	SSMC Jack Bulkhead
Impedance	50 Ohms	50 Ohms
Mating Cycles	500	500
Contact Material and Plating	Beryllium Copper, Gold	Beryllium Copper, Gold
Contact Plating Specification	MIL-G-45204	MIL-G-45204
Dielectric Type	Teflon	Teflon
Outer Conductor Material and Plating		Beryllium Copper, Gold
Outer Conductor Plating Specification		MIL-G-45204
Body Material and Plating	Brass, Gold	Beryllium Copper, Gold
Body Plating Specification	MIL-G-45204	MIL-G-45204
Coupling Nut Material and Plating	Beryllium Copper, Gold	
Coupling Nut Plating Specification	MIL-G-45204	
Torque	1.75 in-lbs [0.2 Nm]	1.75 in-lbs [0.2 Nm]

Mechanical Specification Notes:

*All cable assemblies have a length tolerance of 1.5% or $\pm 3/8$ ", whichever is greater.

Environmental Specifications

Temperature

Operating Range -55 to +125 deg C

Compliance Certifications (see [product page](#) for current document)

Plotted and Other Data

Notes:

Click the following link (or enter part number in "SEARCH" on website) to obtain additional part information including price, inventory and certifications: [SSMC Plug Right Angle to SSMC Jack Bulkhead Cable 18 Inch Length Using PE-SR405FLJ Coax PE3C4483-18](#)



SSMC Plug Right Angle to SSMC Jack Bulkhead
 Cable 18 Inch Length Using PE-SR405FLJ Coax

RF Cable Assemblies Technical Data Sheet

PE3C4483-18

How to Order

Part Number Configuration:

PE3C4483

- **xx**

uu

Unit of Measure:

cm = Centimeters

<blank> = Inches

Length

Base Number

Example: PE3C4483-12 = 12 inches long cable
 PE3C4483-100cm = 100 cm long cable

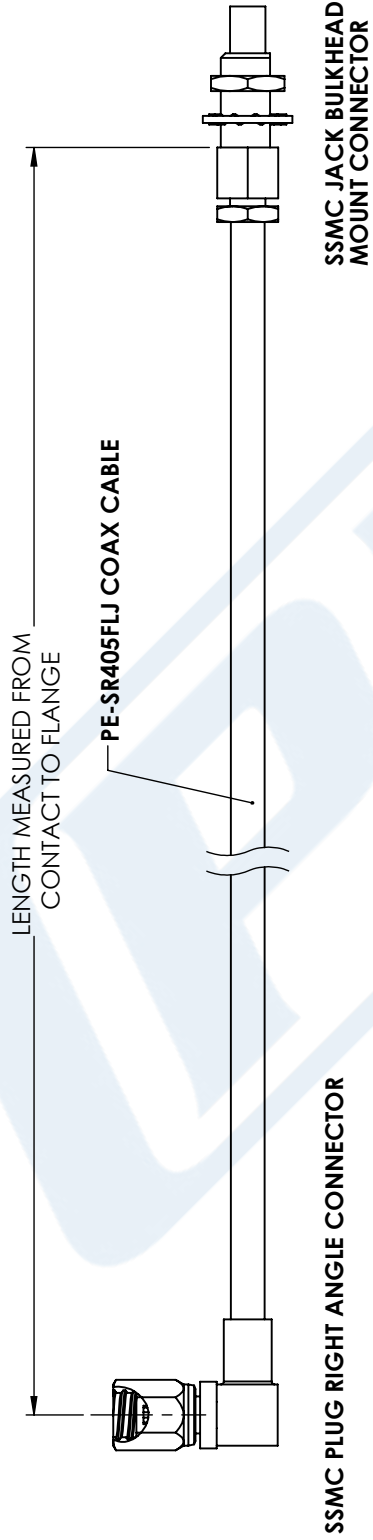
SSMC Plug Right Angle to SSMC Jack Bulkhead Cable 18 Inch Length Using PE-SR405FLJ Coax from Pasternack Enterprises has same day shipment for domestic and International orders. Our RF, microwave and millimeter wave products maintain a 99.4% availability and are part of the broadest selection in the industry.

Click the following link (or enter part number in "SEARCH" on website) to obtain additional part information including price, inventory and certifications: [SSMC Plug Right Angle to SSMC Jack Bulkhead Cable 18 Inch Length Using PE-SR405FLJ Coax PE3C4483-18](https://www.pasternack.com/ssmc-plug-ssmc-jack-pe-sr405flj-cable-assembly-pe3c4483-18-p.aspx)

URL: <https://www.pasternack.com/ssmc-plug-ssmc-jack-pe-sr405flj-cable-assembly-pe3c4483-18-p.aspx>

The information contained in this document is accurate to the best of our knowledge and representative of the part described herein. It may be necessary to make modifications to the part and/or the documentation of the part, in order to implement improvements. Pasternack reserves the right to make such changes as required. Unless otherwise stated, all specifications are nominal. Pasternack does not make any representation or warranty regarding the suitability of the part described herein for any particular purpose, and Pasternack does not assume any liability arising out of the use of any part or documentation.

PE3C4483-18 CAD Drawing
 SSMC Plug Right Angle to SSMC Jack Bulkhead Cable
 18 Inch Length Using PE-SR405FLJ Coax



STANDARD TOLERANCES

.X ±0.2
 .XX ±0.01
 .XXX ±0.005

*STANDARD TOLERANCES APPLY ONLY TO DIMENSIONS IN INCHES



Pasternack Enterprises, Inc.
 P.O. Box 16759 | Irvine | CA | 92623
 Phone: (949) 261-1920 | Fax: (949) 261-7451
 Website: www.pasternack.com | E-Mail: sales@pasternack.com

DWG TITLE

PE3C4483

NOTES:
 1. UNLESS OTHERWISE SPECIFIED ALL DIMENSIONS ARE NOMINAL.
 2. ALL SPECIFICATIONS ARE SUBJECT TO CHANGE WITHOUT NOTICE AT ANY TIME
 3. DIMENSIONS ARE IN INCHES [mm].

CAGE CODE 53919

CAD FILE 09/07/17

SCALE N/A

SIZE A

CN2245