



SSMC Plug Right Angle to SSMC Jack Bulkhead Cable 24 Inch Length Using RG178 Coax

RF Cable Assemblies Technical Data Sheet

PE3C4458-24

Configuration

- Connector 1: SSMC Plug Right Angle
- Connector 2: SSMC Jack Bulkhead
- Cable Type: RG178

Features

- SSMC Cable Assembly Max. Operating Frequency of 3 GHz
- Small SSMC cable connection form factor (50% smaller than SMA, radially)
- Reliable threaded coupling
- In stock and ready to ship

Applications

- SSMC Cable General Purpose Test
- Data Acquisition Systems
- A/D Conversion Systems
- Ultra Wideband Digital Receivers
- Software defined radio (SDR)

Description

Pasternack's SSMC cable assemblies are part of our full line of RF components available for same-day shipping. These SSMC cable assemblies are designed to connect SSMC system components and test connections, delivering signal frequencies as high as 12.4 GHz. Our family of SSMC cables can also be used to connect SSMC ports on data acquisition systems, A/D modules or SSMC coax patch panels. If none of our standard options fit your application, you can specify your own custom SSMC cable assembly using Pasternack's online Cable Creator.

Our SSMC cable assembly datasheet specifications and drawing with dimensions are shown below in this PDF. Pasternack's broad catalog of RF, microwave and millimeter wave cable assemblies allow designers to configure and customize their signal connections however they like. Whether the need is to provide SSMC cabling for a data acquisition system, or simply create a custom cable assembly configuration, Pasternack has the right cable assemblies for the job. Pasternack can also expertly build your custom cable assemblies for you and ship same day.

Electrical Specifications

| Description | Minimum | Typical | Maximum | Units |
|-------------------------|---------|--------------|---------|--------------|
| Frequency Range | DC | | 3 | GHz |
| VSWR | | | 1.5:1 | |
| Velocity of Propagation | | 70 | | % |
| Capacitance | | 29.4 [96.46] | | pF/ft [pF/m] |
| Operating Voltage (AC) | | | 250 | Vrms |

Click the following link (or enter part number in "SEARCH" on website) to obtain additional part information including price, inventory and certifications: [SSMC Plug Right Angle to SSMC Jack Bulkhead Cable 24 Inch Length Using RG178 Coax PE3C4458-24](#)



SSMC Plug Right Angle to SSMC Jack Bulkhead
Cable 24 Inch Length Using RG178 Coax

RF Cable Assemblies Technical Data Sheet

PE3C4458-24

Specifications by Frequency

| Description | F1 | F2 | F3 | F4 | F5 | Units |
|-----------------------|------|------|------|------|----|-------|
| Frequency | 0.1 | 0.4 | 1 | 3 | | GHz |
| Insertion Loss (Typ.) | 0.48 | 0.76 | 1.09 | 1.77 | | dB |

Mechanical Specifications

Cable Assembly

| | |
|----------|--------------------|
| Length* | 24 in [609.6 mm] |
| Diameter | 0.156 in [3.96 mm] |

Cable

| | |
|--------------------------------------|----------------------------|
| Cable Type | RG178 |
| Impedance | 50 Ohms |
| Inner Conductor Type | Stranded |
| Inner Conductor Material and Plating | Copper Clad Steel, Silver |
| Dielectric Type | PTFE |
| Number of Shields | 1 |
| Shield Layer 1 | Silver Plated Copper Braid |
| Jacket Material | FEP, Tan |
| Jacket Diameter | 0.072 in [1.83 mm] |
| Repeated Minimum Bend Radius | 0.4 in [10.16 mm] |

Click the following link (or enter part number in "SEARCH" on website) to obtain additional part information including price, inventory and certifications: [SSMC Plug Right Angle to SSMC Jack Bulkhead Cable 24 Inch Length Using RG178 Coax PE3C4458-24](#)



SSMC Plug Right Angle to SSMC Jack Bulkhead
Cable 24 Inch Length Using RG178 Coax

RF Cable Assemblies Technical Data Sheet

PE3C4458-24

Connectors

| Description | Connector 1 | Connector 2 |
|---------------------------------------|------------------------|------------------------|
| Type | SSMC Plug Right Angle | SSMC Jack Bulkhead |
| Impedance | 50 Ohms | 50 Ohms |
| Mating Cycles | 500 | 500 |
| Contact Material and Plating | Beryllium Copper, Gold | Beryllium Copper, Gold |
| Contact Plating Specification | MIL-G-45204 | MIL-G-45204 |
| Dielectric Type | Teflon | Teflon |
| Outer Conductor Material and Plating | | Beryllium Copper, Gold |
| Outer Conductor Plating Specification | | MIL-G-45204 |
| Body Material and Plating | Brass, Gold | Beryllium Copper, Gold |
| Body Plating Specification | MIL-G-45204 | MIL-G-45204 |
| Coupling Nut Material and Plating | Beryllium Copper, Gold | |
| Coupling Nut Plating Specification | MIL-G-45204 | |
| Torque | 1.75 in-lbs [0.2 Nm] | 1.75 in-lbs [0.2 Nm] |

Mechanical Specification Notes:

*All cable assemblies have a length tolerance of 1.5% or $\pm 3/8"$, whichever is greater.

Environmental Specifications

Temperature

Operating Range

-55 to +165 deg C

Compliance Certifications (see [product page](#) for current document)

Plotted and Other Data

Notes:

Click the following link (or enter part number in "SEARCH" on website) to obtain additional part information including price, inventory and certifications: [SSMC Plug Right Angle to SSMC Jack Bulkhead Cable 24 Inch Length Using RG178 Coax PE3C4458-24](#)



SSMC Plug Right Angle to SSMC Jack Bulkhead
Cable 24 Inch Length Using RG178 Coax

RF Cable Assemblies Technical Data Sheet

PE3C4458-24

How to Order

Part Number Configuration:

PE3C4458

- xx

uu

Unit of Measure:
cm = Centimeters
<blank> = Inches
Length
Base Number

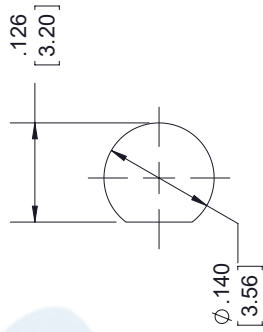
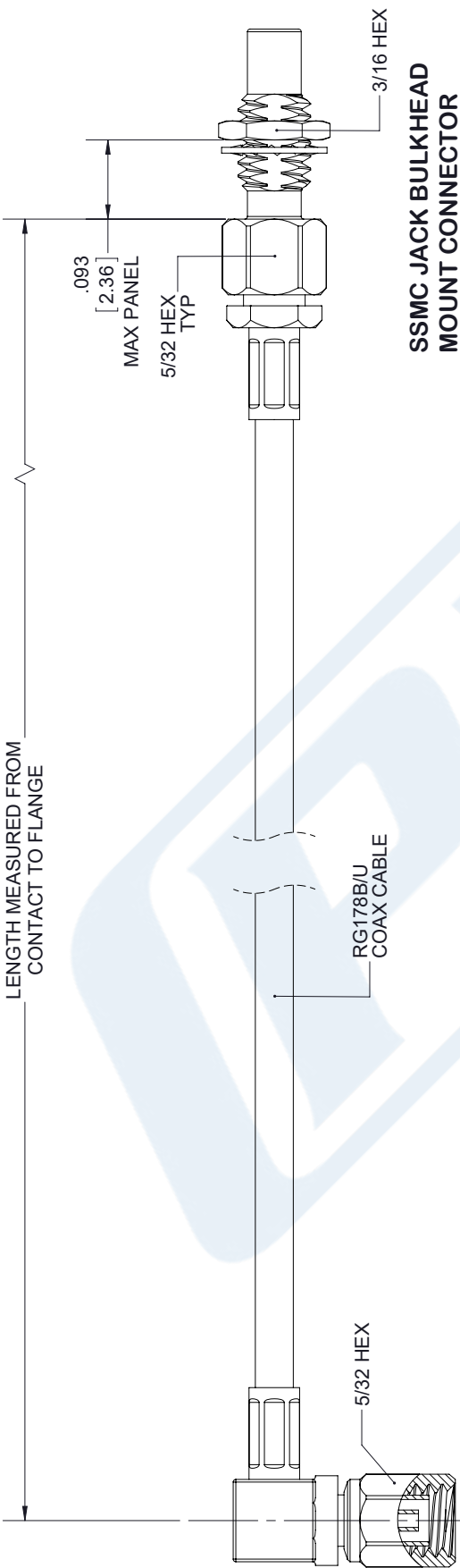
Example: PE3C4458-12 = 12 inches long cable
PE3C4458-100cm = 100 cm long cable

SSMC Plug Right Angle to SSMC Jack Bulkhead Cable 24 Inch Length Using RG178 Coax from Pasternack Enterprises has same day shipment for domestic and International orders. Our RF, microwave and millimeter wave products maintain a 99.4% availability and are part of the broadest selection in the industry.

Click the following link (or enter part number in "SEARCH" on website) to obtain additional part information including price, inventory and certifications: [SSMC Plug Right Angle to SSMC Jack Bulkhead Cable 24 Inch Length Using RG178 Coax PE3C4458-24](https://www.pasternack.com/ssmc-plug-ssmc-jack-rg178bu-cable-assembly-pe3c4458-24-p.aspx)


URL: <https://www.pasternack.com/ssmc-plug-ssmc-jack-rg178bu-cable-assembly-pe3c4458-24-p.aspx>

The information contained in this document is accurate to the best of our knowledge and representative of the part described herein. It may be necessary to make modifications to the part and/or the documentation of the part, in order to implement improvements. Pasternack reserves the right to make such changes as required. Unless otherwise stated, all specifications are nominal. Pasternack does not make any representation or warranty regarding the suitability of the part described herein for any particular purpose, and Pasternack does not assume any liability arising out of the use of any part or documentation.



| STANDARD TOLERANCES |
|---------------------|
| .X ±0.2 |
| .XX ±0.01 |
| .XXX ±0.005 |

*STANDARD TOLERANCES APPLY ONLY TO DIMENSIONS IN INCHES

| | | | | | | | | |
|--|----------------------------------|--------------|---|--------|-------|-----|------|---|
| <div>PASTERNAK® <i>THE ENGINEER'S RF SOURCE</i> Pasternack Enterprises, Inc. P.O. Box 16759 Irvine CA 92623 Phone: (949) 261-1920 Fax: (949) 261-7451 Website: www.pasternack.com E-Mail: sales@pasternack.com</div> | DWG TITLE PE3C4458 | | NOTES: 1. UNLESS OTHERWISE SPECIFIED ALL DIMENSIONS ARE NOMINAL. 2. ALL SPECIFICATIONS ARE SUBJECT TO CHANGE WITHOUT NOTICE AT ANY TIME. 3. DIMENSIONS ARE IN INCHES [mm]. | | | | | |
| | CAGE CODE | 53919 | CAD FILE | 082217 | SCALE | N/A | SIZE | A |