



Plenum N Male Right Angle to N Male Low PIM Cable
150 CM Length Using SPP-250-LLPL Coax , LF Solder

RF Cable Assemblies Technical Data Sheet

PE3C4139-150CM

Configuration

- Connector 1: N Male Right Angle
- Connector 2: N Male
- Cable Type: SPP-250-LLPL

Features

- Max Frequency 6 GHz
- Low PIM: -160 dBc Max
- Shielding Effectivity > 100 dB
- 76% Phase Velocity
- FEP Jacket
- PIM < -160 dBc
- 100% Tested with PIM Test Results Marked on Cable
- UL910 Plenum Rated Cable
- Lightweight and Extremely Flexible
- Low Loss with Excellent VSWR
- IP67 (when mated)

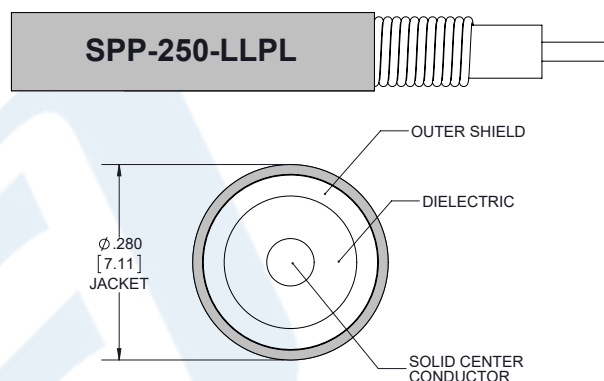
Applications

- General Purpose
- Laboratory Use
- Low PIM Applications
- Distributed Antenna Systems (DAS)
- Plenum Installations
- Multi-Carrier Communication Systems
- PIM Testing

Description

Pasternack's low PIM plenum cable assemblies using SPP-250-LLPL coax and right angle N male to N male connections are part of our full line of RF components available for same-day shipping. These right angle N male to N male plenum coax cable assemblies deliver low PIM performance to support Distributed Antenna Systems (DAS) and other complex, multi-carrier communication systems. The SPP-250-LLPL coax cable has been certified in accordance with UL910 for plenum coaxial cable installations. Each right angle N male to N male cable assembly is 100% tested for Passive Intermodulation (PIM) and the tested value is marked directly on the cable.

Our right angle N male to N male cable datasheet specifications and drawing with dimensions are shown below in this PDF. Whether the need is to provide a low PIM jumper connection, low PIM test cable or simply create a custom cable assembly configuration, Pasternack has the right cable assemblies for the job.



Click the following link (or enter part number in "SEARCH" on website) to obtain additional part information including price, inventory and certifications: [Plenum N Male Right Angle to N Male Low PIM Cable 150 CM Length Using SPP-250-LLPL Coax , LF Solder PE3C4139-150CM](#)



Plenum N Male Right Angle to N Male Low PIM Cable
150 CM Length Using SPP-250-LLPL Coax , LF Solder

RF Cable Assemblies Technical Data Sheet

PE3C4139-150CM

Electrical Specifications

Description	Minimum	Typical	Maximum	Units
Frequency Range	DC		6	GHz
VSWR			1.35:1	
Velocity of Propagation		76		%
RF Shielding	100			dB
Passive Intermodulation		-165	-160	dBc
Capacitance		27 [88.58]		pF/ft [pF/m]
Inductance		0.067 [0.22]		uH/ft [uH/m]
Operating Voltage (AC)			750	Vrms

Specifications by Frequency

Description	F1	F2	F3	F4	F5	Units
Frequency	0.5	1	2	4	6	GHz
Insertion Loss (Max.)	0.6	0.68	0.81	0.99	1.14	dB
VSWR (Max.)	1.25:1	1.25:1	1.25:1	1.35:1	1.35:1	

Electrical Specification Notes:

PIM test results vary between cables

The Insertion Loss above is based on the performance specifications of the coax used in this assembly. The Insertion Loss includes an estimated insertion loss of 0.4dB of connector loss.

Mechanical Specifications

Cable Assembly

Length*	59.06 in [150.01 cm]
Diameter	0.28 in [7.11 mm]

Cable

Cable Type	SPP-250-LLPL
Impedance	50 Ohms
Inner Conductor Type	Solid
Inner Conductor Material and Plating	Copper, Bare
Dielectric Type	PTFE
Number of Shields	1
Shield Layer 1	Helically Corrugated Copper Tube
Outer Conductor Diameter	0.25 in [6.35 mm]

Click the following link (or enter part number in "SEARCH" on website) to obtain additional part information including price, inventory and certifications: [Plenum N Male Right Angle to N Male Low PIM Cable 150 CM Length Using SPP-250-LLPL Coax , LF Solder PE3C4139-150CM](#)



Plenum N Male Right Angle to N Male Low PIM Cable
150 CM Length Using SPP-250-LLPL Coax , LF Solder

RF Cable Assemblies Technical Data Sheet

PE3C4139-150CM

Jacket Material	FEP
Jacket Diameter	0.28 in [7.11 mm]
One Time Minimum Bend Radius	1.5 in [38.1 mm]

Connectors

Description	Connector 1	Connector 2
Type	N Male Right Angle	N Male
Impedance	50 Ohms	50 Ohms
Contact Material and Plating	Brass, Silver	Brass, Silver
Dielectric Type	PTFE	PTFE
Body Material and Plating	Brass, Tri-Metal	Brass, Tri-Metal
Seal Gasket Material	Silicone Rubber	Silicone Rubber

Mechanical Specification Notes:

*All cable assemblies have a length tolerance of 1.5% or $\pm 3/8"$, whichever is greater.

Environmental Specifications

Temperature

Operating Range	-55 to +200 deg C
Storage Range	-55 to +200 deg C
Plenum Rating	UL910

Compliance Certifications (see [product page](#) for current document)

Plotted and Other Data

Notes:

- Values at 25°C, sea level.

Click the following link (or enter part number in "SEARCH" on website) to obtain additional part information including price, inventory and certifications: [Plenum N Male Right Angle to N Male Low PIM Cable 150 CM Length Using SPP-250-LLPL Coax , LF Solder PE3C4139-150CM](#)

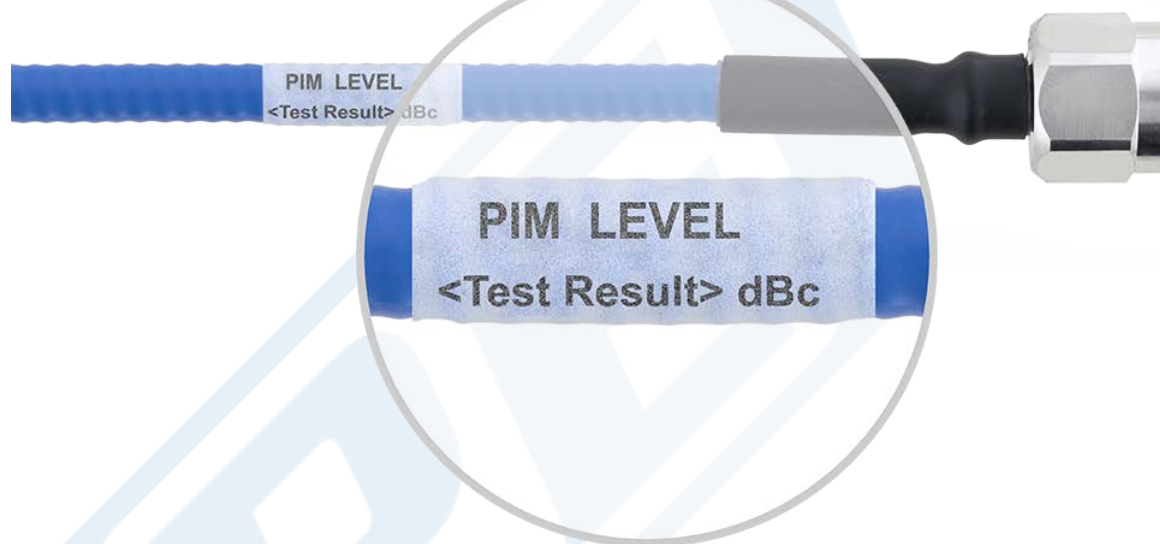


Plenum N Male Right Angle to N Male Low PIM Cable
150 CM Length Using SPP-250-LLPL Coax , LF Solder

RF Cable Assemblies Technical Data Sheet

PE3C4139-150CM

Typical Performance Data



Click the following link (or enter part number in "SEARCH" on website) to obtain additional part information including price, inventory and certifications: [Plenum N Male Right Angle to N Male Low PIM Cable 150 CM Length Using SPP-250-LLPL Coax , LF Solder PE3C4139-150CM](#)



Plenum N Male Right Angle to N Male Low PIM Cable
150 CM Length Using SPP-250-LLPL Coax , LF Solder

RF Cable Assemblies Technical Data Sheet

PE3C4139-150CM

How to Order

Part Number Configuration:

PE3C4139

- **xx**

uu

Unit of Measure:
cm = Centimeters
<blank> = Inches
Length
Base Number

Example: PE3C4139-12 = 12 inches long cable
PE3C4139-100cm = 100 cm long cable

Plenum N Male Right Angle to N Male Low PIM Cable 150 CM Length Using SPP-250-LLPL Coax , LF Solder from Pasternack Enterprises has same day shipment for domestic and International orders. Our RF, microwave and millimeter wave products maintain a 99.4% availability and are part of the broadest selection in the industry.

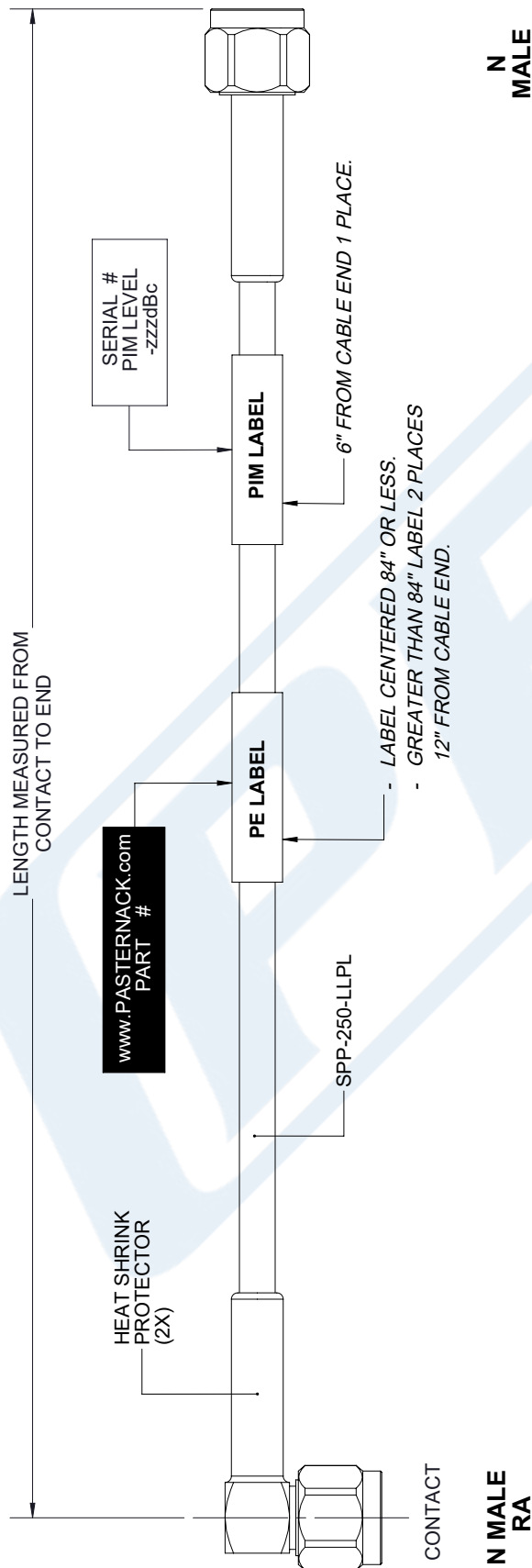
Click the following link (or enter part number in "SEARCH" on website) to obtain additional part information including price, inventory and certifications: [Plenum N Male Right Angle to N Male Low PIM Cable 150 CM Length Using SPP-250-LLPL Coax , LF Solder PE3C4139-150CM](#)

URL: <https://www.pasternack.com/n-male-n-male-spp250llpl-cable-assembly-pe3c4139-150cm-p.aspx>

The information contained in this document is accurate to the best of our knowledge and representative of the part described herein. It may be necessary to make modifications to the part and/or the documentation of the part, in order to implement improvements. Pasternack reserves the right to make such changes as required. Unless otherwise stated, all specifications are nominal. Pasternack does not make any representation or warranty regarding the suitability of the part described herein for any particular purpose, and Pasternack does not assume any liability arising out of the use of any part or documentation.

PE3C4139-150CM CAD Drawing

Plenum N Male Right Angle to N Male Low PIM Cable 150 CM
Length Using SPP-250-LLPL Coax , LF Solder



STANDARD TOLERANCES
.X ±0.2
.XX ±0.01
.XXX ±0.005

*STANDARD TOLERANCES APPLY ONLY TO DIMENSIONS IN INCHES



Pasternack Enterprises, Inc.
P.O. Box 16759 | Irvine | CA | 92623
Phone: (949) 261-1920 | **Fax:** (949) 261-7451
Website: www.pasternack.com | **E-Mail:** sales@pasternack.com

DWG TITLE

PE3C4139

NOTES:
1. UNLESS OTHERWISE SPECIFIED ALL DIMENSIONS ARE NOMINAL.
2. ALL SPECIFICATIONS ARE SUBJECT TO CHANGE WITHOUT NOTICE AT ANY TIME.
3. DIMENSIONS ARE IN INCHES [mm].

CAGE CODE 53919

CAD FILE 12/05/18

SCALE N/A

SIZE A

7361