



SMA Female Bulkhead to Push-On SMP Female Right Angle Low Loss Cable 36 Inch Length Using LMR-100 Coax

RF Cable Assemblies Technical Data Sheet

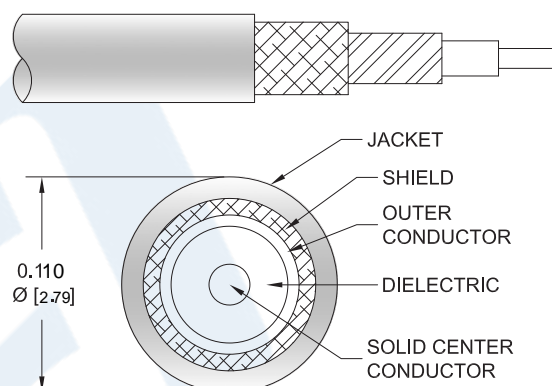
PE3C3937-36

Configuration

- Connector 1: SMA Female Bulkhead
- Connector 2: Push-On SMP Female Right Angle
- Cable Type: LMR-100A

Features

- Max Frequency 3 GHz
- Shielding Effectivity > 90 dB
- 66% Phase Velocity
- Double Shielded
- PVC Jacket



Applications

- General Purpose
- Laboratory Use

Description

Pasternack's PE3C3937-36 SMA female bulkhead to SMP female push-on right angle 36 inch cable using LMR-100 coax is part of our full line of RF components available for same-day shipping. Pasternack's flexible RF cable assemblies are ideal for applications where tight bends and flexure are required. This Pasternack SMA to SMP cable assembly has a female to female gender configuration with 50 ohm flexible LMR-100A coax. The PE3C3937-36 SMA female to SMP female cable assembly operates to 3 GHz. The right angle SMP interface on the LMR-100A cable allows for easier connections in tight spaces. Our RF cable assembly with SMA bulkhead interface allows designers to create external connections on their product enclosures, and can be used in a variety of other rack mount and panel mount applications. The double shielding of this Pasternack cable assembly provides excellent shielding effectiveness of better than 90 dB.

Custom versions of most RF cable assemblies can be built and shipped same day. Custom cable assembly lengths can be obtained by specifying the desired length on the web site at time of order or by contacting a sales representative. Other available RF cable assembly value added services include connector orientation or clocking, heat shrink booting and custom labeling. RF testing can also be performed to document the electrical performance of your cable assembly.

Click the following link (or enter part number in "SEARCH" on website) to obtain additional part information including price, inventory and certifications: [SMA Female Bulkhead to Push-On SMP Female Right Angle Low Loss Cable 36 Inch Length Using LMR-100 Coax PE3C3937-36](#)



SMA Female Bulkhead to Push-On SMP Female Right Angle Low Loss Cable 36 Inch Length Using LMR-100 Coax

RF Cable Assemblies Technical Data Sheet

PE3C3937-36

Electrical Specifications

Description	Minimum	Typical	Maximum	Units
Frequency Range	DC		3	GHz
VSWR			1.4:1	
Velocity of Propagation		66		%
RF Shielding	90			dB
Group Delay		1.54 [5.05]		ns/ft [ns/m]
Capacitance		30.8 [101.05]		pF/ft [pF/m]
Inductance		0.077 [0.25]		uH/ft [uH/m]
DC Resistance Inner Conductor		81 [265.75]		Ω/1000ft [Ω/Km]
DC Resistance Outer Conductor		9.5 [31.17]		Ω/1000ft [Ω/Km]
Jacket Spark			2,000	Vrms

Specifications by Frequency

Description	F1	F2	F3	F4	F5	Units
Frequency	0.25	0.5	1	2.5	3	GHz
Insertion Loss (Max.)	0.65	0.8	1.02	1.49	1.6	dB

Electrical Specification Notes:

The Insertion Loss data above is based on the performance specifications of the coax used in this assembly. The Insertion Loss includes an estimated insertion loss of 0.3dB of connector loss.

Mechanical Specifications

Cable Assembly

Length*	36 in [914.4 mm]
Diameter	0.433 in [11 mm]
Weight	0.05 lbs [22.68 g]

Cable

Cable Type	LMR-100A
Impedance	50 Ohms
Inner Conductor Type	Solid
Inner Conductor Material and Plating	Copper Clad Steel
Dielectric Type	PE
Number of Shields	2
Shield Layer 1	Aluminum Tape
Shield Layer 2	Tinned Copper Braid

Click the following link (or enter part number in "SEARCH" on website) to obtain additional part information including price, inventory and certifications: [SMA Female Bulkhead to Push-On SMP Female Right Angle Low Loss Cable 36 Inch Length Using LMR-100 Coax PE3C3937-36](#)



SMA Female Bulkhead to Push-On SMP Female Right Angle Low Loss Cable 36 Inch Length Using LMR-100 Coax

RF Cable Assemblies Technical Data Sheet

PE3C3937-36

Jacket Material	PVC, Black
Jacket Diameter	0.11 in [2.79 mm]
One Time Minimum Bend Radius	0.25 in [6.35 mm]
Repeated Minimum Bend Radius	1 in [25.4 mm]
Bending Moment	0.1 lbs-ft [0.14 N-m]
Flat Plate Crush	10 lbs/in [0.18 Kg/mm]
Tensile Strength	15 lbs [6.8 Kg]

Connectors

Description	Connector 1	Connector 2
Type	SMA Female Bulkhead	SMP Female Right Angle
Specification		MIL-STD-348A
Impedance	50 Ohms	50 Ohms
Connection Method		Push-On
Contact Material and Plating	Beryllium Copper, Gold	Beryllium Copper, Gold
Contact Plating Specification		30μ in. minimum
Dielectric Type	PTFE	Teflon
Outer Conductor Material and Plating	Brass, Gold	Beryllium Copper, Gold
Outer Conductor Plating Specification		3μ in. minimum
Body Material and Plating	Brass, Gold	Brass, Gold
Body Plating Specification		3μ in. minimum

Environmental Specifications

Temperature

Operating Range	-40 to +85 deg C
-----------------	------------------

Compliance Certifications (see [product page](#) for current document)

Plotted and Other Data

Notes:

Click the following link (or enter part number in "SEARCH" on website) to obtain additional part information including price, inventory and certifications: [SMA Female Bulkhead to Push-On SMP Female Right Angle Low Loss Cable 36 Inch Length Using LMR-100 Coax PE3C3937-36](#)

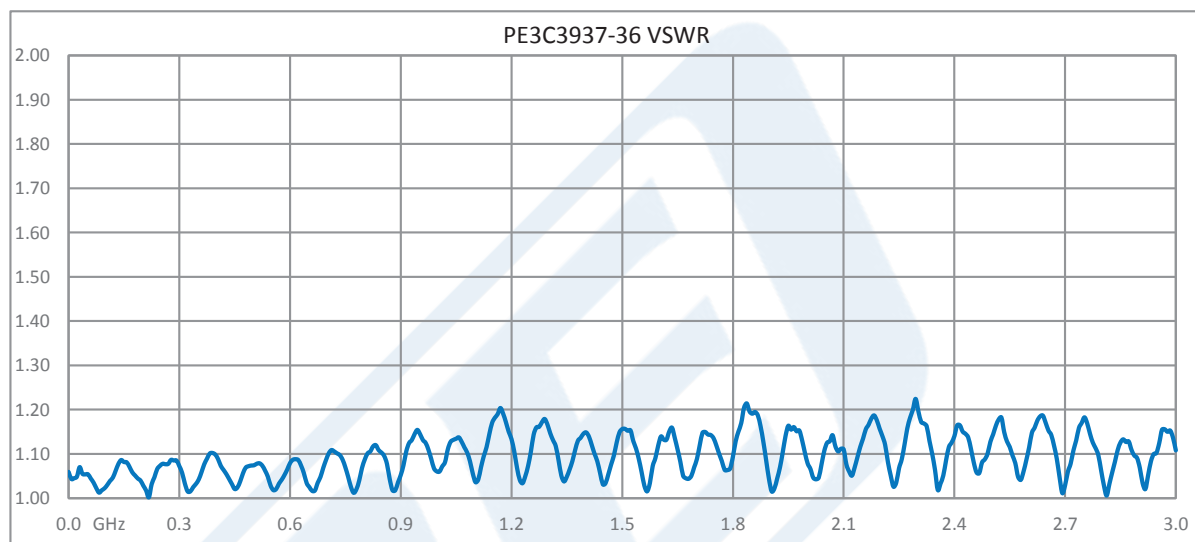


SMA Female Bulkhead to Push-On SMP Female Right Angle
Low Loss Cable 36 Inch Length Using LMR-100 Coax

RF Cable Assemblies Technical Data Sheet

PE3C3937-36

Typical Performance Data



Click the following link (or enter part number in "SEARCH" on website) to obtain additional part information including price, inventory and certifications: [SMA Female Bulkhead to Push-On SMP Female Right Angle Low Loss Cable 36 Inch Length Using LMR-100 Coax PE3C3937-36](#)



SMA Female Bulkhead to Push-On SMP Female Right Angle Low Loss Cable 36 Inch Length Using LMR-100 Coax

RF Cable Assemblies Technical Data Sheet

PE3C3937-36

How to Order

Part Number Configuration:

PE3C3937

- **xx**

uu

Unit of Measure:
cm = Centimeters
<blank> = Inches
Length
Base Number

Example: PE3C3937-12 = 12 inches long cable
PE3C3937-100cm = 100 cm long cable

SMA Female Bulkhead to Push-On SMP Female Right Angle Low Loss Cable 36 Inch Length Using LMR-100 Coax from Pasternack Enterprises has same day shipment for domestic and International orders. Our RF, microwave and millimeter wave products maintain a 99.4% availability and are part of the broadest selection in the industry.

Click the following link (or enter part number in "SEARCH" on website) to obtain additional part information including price, inventory and certifications: [SMA Female Bulkhead to Push-On SMP Female Right Angle Low Loss Cable 36 Inch Length Using LMR-100 Coax PE3C3937-36](https://www.pasternack.com/sma-female-smp-female-lmr100-cable-assembly-pe3c3937-36-p.aspx)

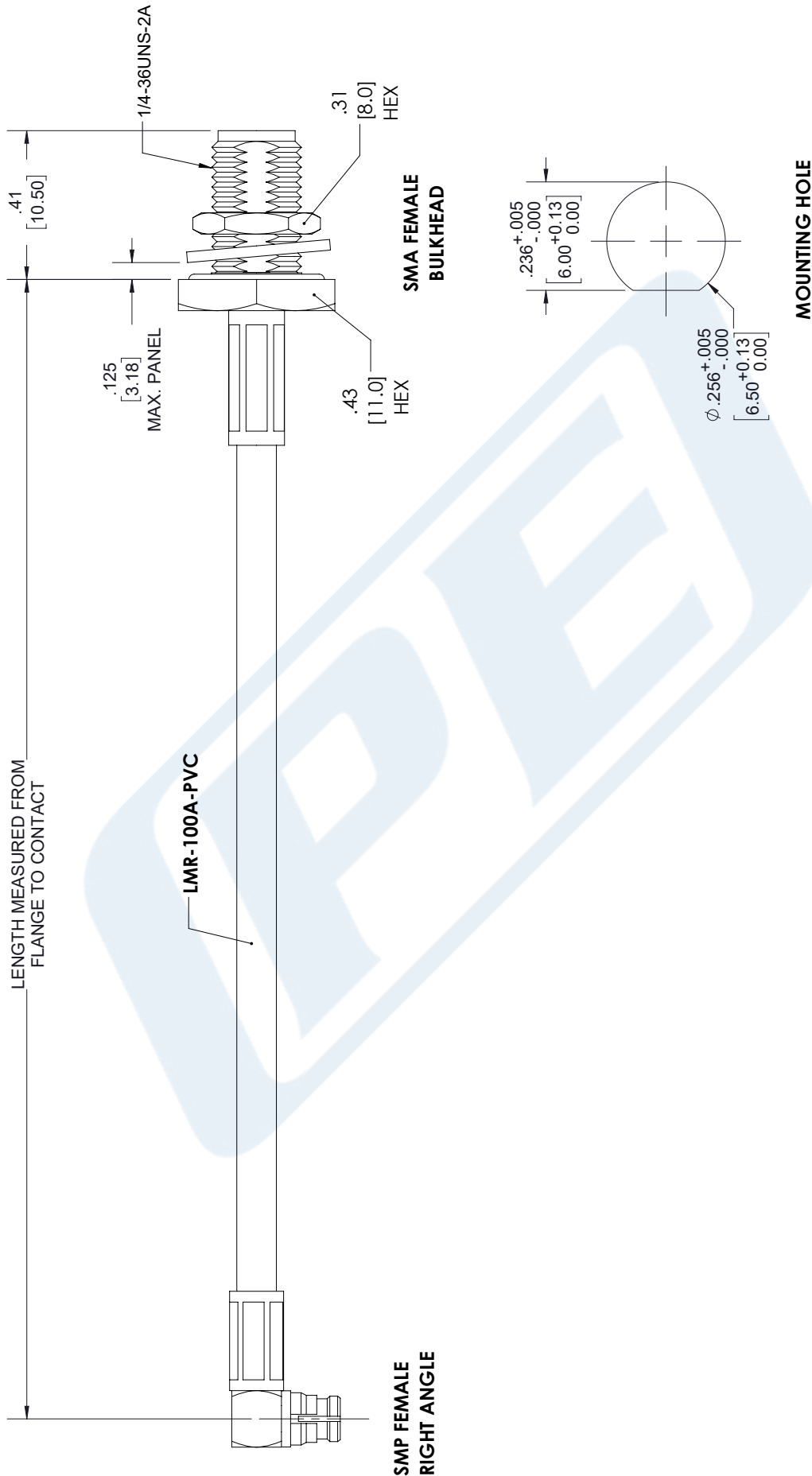
URL: <https://www.pasternack.com/sma-female-smp-female-lmr100-cable-assembly-pe3c3937-36-p.aspx>

The information contained in this document is accurate to the best of our knowledge and representative of the part described herein. It may be necessary to make modifications to the part and/or the documentation of the part, in order to implement improvements. Pasternack reserves the right to make such changes as required. Unless otherwise stated, all specifications are nominal. Pasternack does not make any representation or warranty regarding the suitability of the part described herein for any particular purpose, and Pasternack does not assume any liability arising out of the use of any part or documentation.

PE3C3937-36 CAD Drawing

SMA Female Bulkhead to Push-On SMP Female Right Angle
Low Loss Cable 36 Inch Length Using LMR-100 Coax

REVISIONS			
REV.	DESCRIPTION	DATE	APPROVED
A	PCR PE3C3937-XX 20200623	07/06/20	SRAUTUS



PE PASTERNAK an INFINITE brand Pasternack Enterprises, Inc. P.O. Box 16759, Irvine, CA 92623. Phone: 1.949.261.1920 1.866.727.8376 Fax: 1.949.261.7451 Website: www.pasternack.com E-mail: sales@pasternack.com		THIRD-ANGLE PROJECTION THE INFORMATION AND DESIGN ARE THE PROPERTY OF PASTERNAK CORPORATION. ALL RIGHTS RESERVED. SHEET 1 OF 1 SCALE N/A	
UNLESS OTHERWISE SPECIFIED LEADING DIMENSIONS ARE IN INCHES DIMENSIONS IN [] ARE MILLIMETERS TOLERANCES: .X = ± .2 [5.08] FRACTIONS .XX = ± .02 [.51] ± 1/32 .XXX = ± .005 [.13] ANGLES ± 1° CABLE LENGTH (L) TOLERANCES: L ≤ 12 [305] = ± 1 [25] / -0 12 [305] < L ≤ 60 [1524] = +2 [51] / -0 60 [1524] < L ≤ 120 [3048] = +4 [102] / -0 120 [3048] < L ≤ 300 [7620] = +6 [152] / -0 300 [7620] < L = +5% / -0 ALL DIMENSIONS SHOWN ARE FOR REFERENCE ONLY.	SIZE A	CAGE CODE 53919	ITEM NO. PE3C3937

THESE COMMODITIES, TECHNOLOGY OR SOFTWARE WERE EXPORTED FROM THE UNITED STATES IN ACCORDANCE WITH THE EXPORT ADMINISTRATION REGULATIONS. DIVERSION CONTRARY TO U.S. LAW PROHIBITED.