



1.0/2.3 Plug Right Angle to BNC Male Cable
60 Inch Length Using RG316 Coax

RF Cable Assemblies Technical Data Sheet

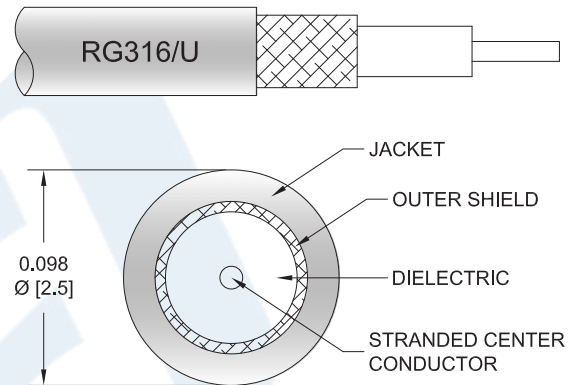
PE3C3469-60

Configuration

- Connector 1: 1.0/2.3 Plug Right Angle
- Connector 2: BNC Male
- Cable Type: RG316

Features

- Max Frequency 3 GHz
- 69% Phase Velocity
- FEP Jacket



Applications

- General Purpose
- Laboratory Use

Description

Pasternack's PE3C3469-60 1.0/2.3 plug right angle to BNC male 60 inch cable using RG316 coax is part of our full line of RF components available for same-day shipping. Pasternack's flexible RF cable assemblies are ideal for applications where tight bends and flexure are required. This Pasternack 1.0/2.3 to BNC cable assembly has a plug to male gender configuration with 50 ohm flexible RG316 coax. The PE3C3469-60 1.0/2.3 plug to BNC male cable assembly operates to 3 GHz. The right angle 1.0/2.3 interface on the RG316 cable allows for easier connections in tight spaces.

Custom versions of most RF cable assemblies can be built and shipped same day. Custom cable assembly lengths can be obtained by specifying the desired length on the web site at time of order or by contacting a sales representative. Other available RF cable assembly value added services include connector orientation or clocking, heat shrink booting and custom labeling. RF testing can also be performed to document the electrical performance of your cable assembly.

Electrical Specifications

Description	Minimum	Typical	Maximum	Units
Frequency Range	DC		3	GHz
VSWR			1.5:1	
Velocity of Propagation		69		%
Capacitance		29.4 [96.46]		pF/ft [pF/m]
DC Resistance Inner Conductor		8.41 [27.59]		Ω /1000ft [Ω /Km]
Jacket Spark			2,000	Vrms

Click the following link (or enter part number in "SEARCH" on website) to obtain additional part information including price, inventory and certifications: [1.0/2.3 Plug Right Angle to BNC Male Cable 60 Inch Length Using RG316 Coax PE3C3469-60](#)



1.0/2.3 Plug Right Angle to BNC Male Cable 60 Inch Length Using RG316 Coax

RF Cable Assemblies Technical Data Sheet

PE3C3469-60

Specifications by Frequency

Description	F1	F2	F3	F4	F5	Units
Frequency	0.25	0.5	1	2.5	3	GHz
Insertion Loss (Max.)	1.1	1.49	2.2	2.95	3.2	dB

Electrical Specification Notes:

The Insertion Loss data above is based on the performance specifications of the coax used in this assembly. The Insertion Loss includes an estimated insertion loss of 0.3dB of connector loss.

Mechanical Specifications

Cable Assembly

Length*	60 in [152.4 cm]
Diameter	0.57 in [14.48 mm]

Cable

Cable Type	RG316
Impedance	50 Ohms
Inner Conductor Type	Stranded
Inner Conductor Material and Plating	Copper Clad Steel, Silver
Dielectric Type	PTFE
Number of Shields	1
Shield Layer 1	Silver Plated Copper Braid
Jacket Material	FEP, Tan
Jacket Diameter	0.102 in [2.59 mm]

Connectors

Description	Connector 1	Connector 2
Type	1.0/2.3 Plug Right Angle	BNC Male
Specification		MIL-STD-348A
Impedance	50 Ohms	50 Ohms
Contact Material and Plating	Brass, Gold	Brass, Gold
Contact Plating Specification	30 µin minimum	50µ in. minimum
Dielectric Type	PTFE	Teflon
Body Material and Plating	Brass, Nickel	Brass, Nickel
Body Plating Specification	100 µin minimum	100µ in. minimum
Coupling Nut Material and Plating	Brass, Nickel	Brass, Nickel
Coupling Nut Plating Specification	100 µin minimum	100µ in. minimum

Click the following link (or enter part number in "SEARCH" on website) to obtain additional part information including price, inventory and certifications: [1.0/2.3 Plug Right Angle to BNC Male Cable 60 Inch Length Using RG316 Coax PE3C3469-60](#)



1.0/2.3 Plug Right Angle to BNC Male Cable
60 Inch Length Using RG316 Coax

RF Cable Assemblies Technical Data Sheet

PE3C3469-60

Mechanical Specification Notes:

*All cable assemblies have a length tolerance of 1.5% or $\pm 3/8"$, whichever is greater.

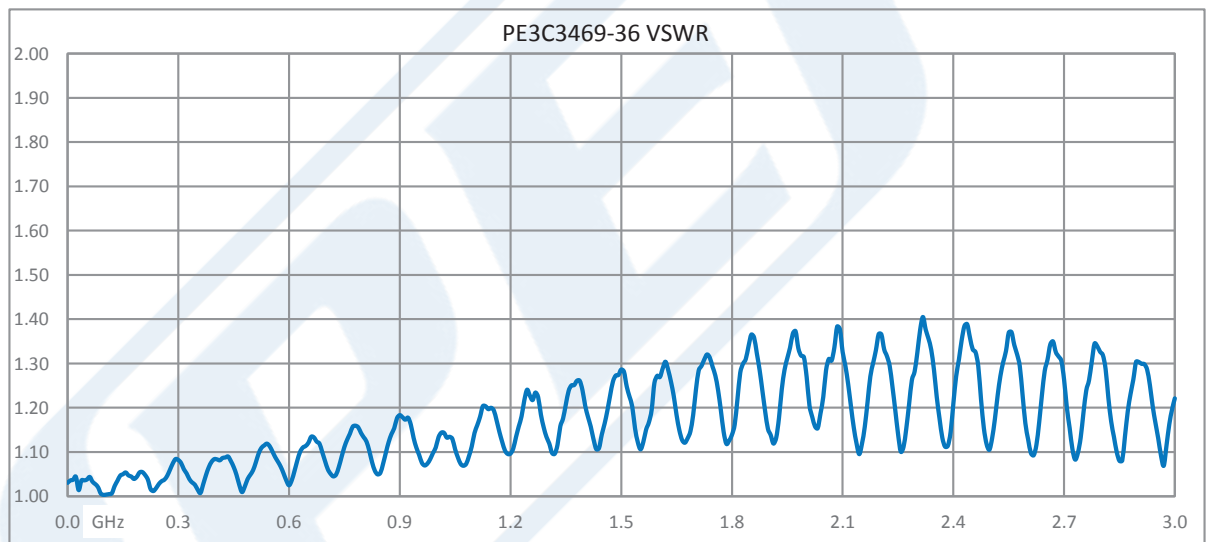
Compliance Certifications (see [product page](#) for current document)

Plotted and Other Data

Notes:

- Values at 25°C, sea level.

Typical Performance Data



Click the following link (or enter part number in "SEARCH" on website) to obtain additional part information including price, inventory and certifications: [1.0/2.3 Plug Right Angle to BNC Male Cable 60 Inch Length Using RG316 Coax PE3C3469-60](#)



1.0/2.3 Plug Right Angle to BNC Male Cable 60 Inch Length Using RG316 Coax

RF Cable Assemblies Technical Data Sheet

PE3C3469-60

How to Order

Part Number Configuration:

PE3C3469

- **xx**

uu

Unit of Measure:

cm = Centimeters

<blank> = Inches

Length

Base Number

Example: PE3C3469-12 = 12 inches long cable
PE3C3469-100cm = 100 cm long cable

1.0/2.3 Plug Right Angle to BNC Male Cable 60 Inch Length Using RG316 Coax from Pasternack Enterprises has same day shipment for domestic and International orders. Our RF, microwave and millimeter wave products maintain a 99.4% availability and are part of the broadest selection in the industry.

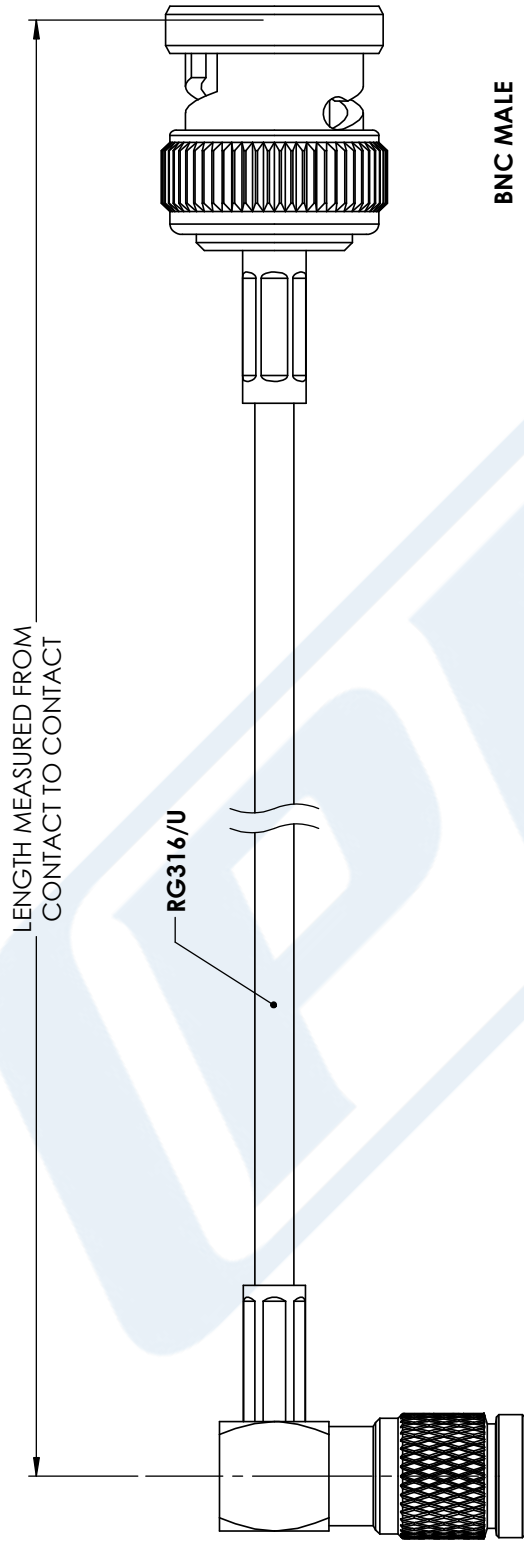
Click the following link (or enter part number in "SEARCH" on website) to obtain additional part information including price, inventory and certifications: [1.0/2.3 Plug Right Angle to BNC Male Cable 60 Inch Length Using RG316 Coax PE3C3469-60](#)

URL: <https://www.pasternack.com/1.0-2.3-plug-bnc-male-rg316u-cable-assembly-pe3c3469-60-p.aspx>

The information contained in this document is accurate to the best of our knowledge and representative of the part described herein. It may be necessary to make modifications to the part and/or the documentation of the part, in order to implement improvements. Pasternack reserves the right to make such changes as required. Unless otherwise stated, all specifications are nominal. Pasternack does not make any representation or warranty regarding the suitability of the part described herein for any particular purpose, and Pasternack does not assume any liability arising out of the use of any part or documentation.

PE3C3469-60 CAD Drawing

1.0/2.3 Plug Right Angle to BNC Male Cable 60 Inch Length Using RG316 Coax



**1.0/2.3 PLUG
RIGHT ANGLE**

BNC MALE

LENGTH MEASURED FROM
CONTACT TO CONTACT

RG316/U

STANDARD TOLERANCES	
.X	±0.2
.XX	±0.01
.XXX	±0.005

*STANDARD TOLERANCES APPLY ONLY TO DIMENSIONS IN INCHES



Pasternack Enterprises, Inc.
P.O. Box 16759 | Irvine | CA | 92623
Phone: (949) 261-1920 | **Fax:** (949) 261-7451
Website: www.pasternack.com | **E-Mail:** sales@pasternack.com

DWG TITLE
PE3C3469

CAGE CODE 53919

NOTES:
1. UNLESS OTHERWISE SPECIFIED ALL DIMENSIONS ARE NOMINAL.
2. ALL SPECIFICATIONS ARE SUBJECT TO CHANGE WITHOUT NOTICE AT ANY TIME.
3. DIMENSIONS ARE IN INCHES [mm].

CAD FILE 09/18/18

SCALE N/A

SIZE A

CN2245