

## MCX Plug to BNC Male Cable 59.06 Inch Length Using RG174 Coax



### RF Cable Assemblies Technical Data Sheet

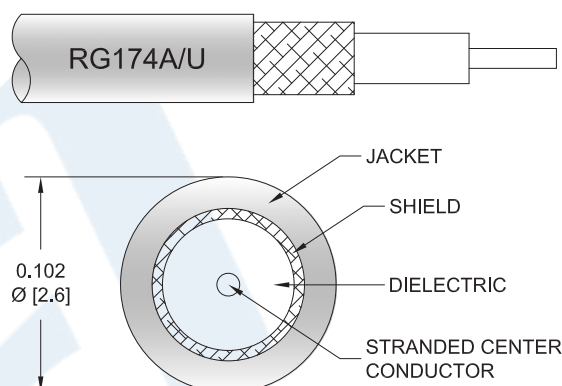
PE3C3387-150CM

#### Configuration

- Connector 1: MCX Plug
- Connector 2: BNC Male
- Cable Type: RG174

#### Features

- Max Frequency 1 GHz
- 66% Phase Velocity
- PVC Jacket



#### Applications

- General Purpose
- Laboratory Use

#### Description

Pasternack's PE3C3387-150CM MCX plug to BNC male 59.06 inch cable using RG174 coax is part of our full line of RF components available for same-day shipping. Pasternack's flexible RF cable assemblies are ideal for applications where tight bends and flexure are required. This Pasternack MCX to BNC cable assembly has a plug to male gender configuration with 50 ohm flexible RG174 coax. The PE3C3387-150CM MCX plug to BNC male cable assembly operates to 1 GHz.

Custom versions of most RF cable assemblies can be built and shipped same day. Custom cable assembly lengths can be obtained by specifying the desired length on the web site at time of order or by contacting a sales representative. Other available RF cable assembly value added services include connector orientation or clocking, heat shrink booting and custom labeling. RF testing can also be performed to document the electrical performance of your cable assembly.

#### Electrical Specifications

Description	Minimum	Typical	Maximum	Units
Frequency Range	DC		1,000	MHz
VSWR			1.4:1	
Velocity of Propagation		66		%
Capacitance		31.1 [102.03]		pF/ft [pF/m]

Click the following link (or enter part number in "SEARCH" on website) to obtain additional part information including price, inventory and certifications: [MCX Plug to BNC Male Cable 59.06 Inch Length Using RG174 Coax PE3C3387-150CM](#)



## MCX Plug to BNC Male Cable 59.06 Inch Length Using RG174 Coax

### RF Cable Assemblies Technical Data Sheet

PE3C3387-150CM

#### Specifications by Frequency

Description	F1	F2	F3	F4	F5	Units
Frequency	100	250	500	1,000		MHz
Insertion Loss (Max.)	0.613	1.084	1.592	1.774		dB

#### Electrical Specification Notes:

The Insertion Loss data above is based on the performance specifications of the coax cable used in this assembly. The Insertion Loss includes an estimated insertion loss of 0.2dB of connector loss.

#### Mechanical Specifications

##### Cable Assembly

Length*	59.06 in [150.01 cm]
Diameter	0.57 in [14.48 mm]

##### Cable

Cable Type	RG174
Impedance	50 Ohms
Inner Conductor Type	Stranded
Inner Conductor Material and Plating	Copper Clad Steel, Silver
Dielectric Type	PE (LD)
Number of Shields	1
Shield Layer 1	Tinned Copper Braid
Jacket Material	PVC, Black
Jacket Diameter	0.11 in [2.79 mm]

#### Connectors

Description	Connector 1	Connector 2
Type	MCX Plug	BNC Male
Specification	CECC 22220	MIL-STD-348A
Impedance	50 Ohms	50 Ohms
Contact Material and Plating	Brass, Gold	Brass, Gold
Contact Plating Specification	30 µin minimum	50µ in. minimum
Dielectric Type	PTFE	Teflon
Body Material and Plating	Brass, Nickel	Brass, Nickel
Body Plating Specification	100 µin minimum	100µ in. minimum
Coupling Nut Material and Plating		Brass, Nickel
Coupling Nut Plating Specification		100µ in. minimum

Click the following link (or enter part number in "SEARCH" on website) to obtain additional part information including price, inventory and certifications: [MCX Plug to BNC Male Cable 59.06 Inch Length Using RG174 Coax PE3C3387-150CM](#)



MCX Plug to BNC Male Cable 59.06 Inch  
Length Using RG174 Coax

RF Cable Assemblies Technical Data Sheet

PE3C3387-150CM

Mechanical Specification Notes:

\*All cable assemblies have a length tolerance of 1.5% or  $\pm 3/8"$ , whichever is greater.

**Environmental Specifications**

**Temperature**

Operating Range

-40 to +80 deg C

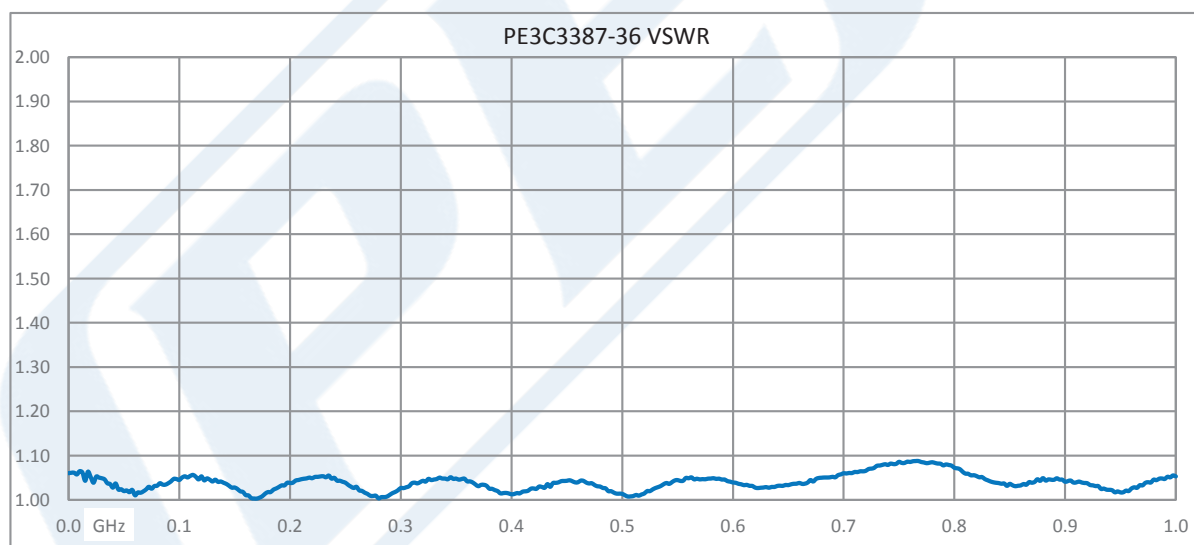
**Compliance Certifications** (see [product page](#) for current document)

**Plotted and Other Data**

Notes:

- Values at 25°C, sea level.

**Typical Performance Data**



Click the following link (or enter part number in "SEARCH" on website) to obtain additional part information including price, inventory and certifications: [MCX Plug to BNC Male Cable 59.06 Inch Length Using RG174 Coax PE3C3387-150CM](#)



## MCX Plug to BNC Male Cable 59.06 Inch Length Using RG174 Coax

### RF Cable Assemblies Technical Data Sheet

PE3C3387-150CM

#### How to Order

Part Number Configuration:

**PE3C3387**

- **xx**

**uu**

Unit of Measure:  
cm = Centimeters  
<blank> = Inches  
Length  
Base Number

Example: PE3C3387-12 = 12 inches long cable  
PE3C3387-100cm = 100 cm long cable

MCX Plug to BNC Male Cable 59.06 Inch Length Using RG174 Coax from Pasternack Enterprises has same day shipment for domestic and International orders. Our RF, microwave and millimeter wave products maintain a 99.4% availability and are part of the broadest selection in the industry.

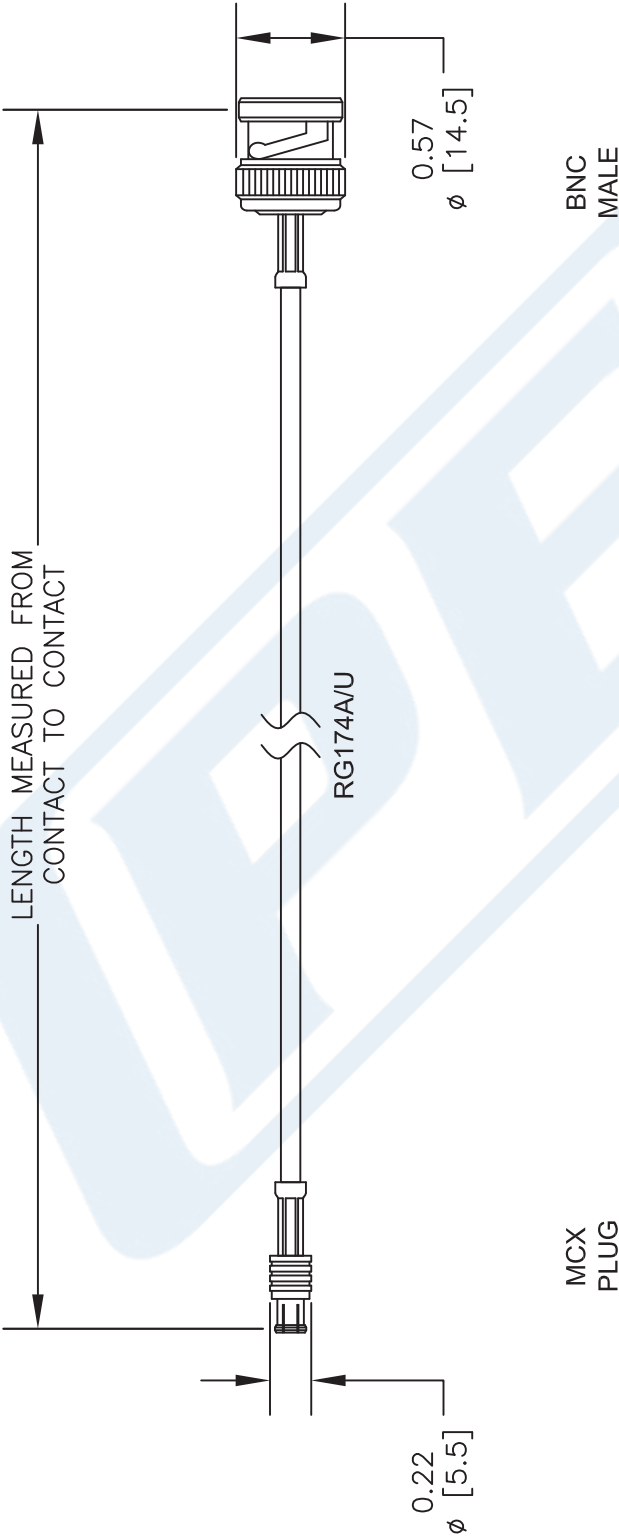
Click the following link (or enter part number in "SEARCH" on website) to obtain additional part information including price, inventory and certifications: [MCX Plug to BNC Male Cable 59.06 Inch Length Using RG174 Coax PE3C3387-150CM](#)

URL: <https://www.pasternack.com/mcx-plug-bnc-male-rg174au-cable-assembly-pe3c3387-150cm-p.aspx>

The information contained in this document is accurate to the best of our knowledge and representative of the part described herein. It may be necessary to make modifications to the part and/or the documentation of the part, in order to implement improvements. Pasternack reserves the right to make such changes as required. Unless otherwise stated, all specifications are nominal. Pasternack does not make any representation or warranty regarding the suitability of the part described herein for any particular purpose, and Pasternack does not assume any liability arising out of the use of any part or documentation.

PE3C3387-150CM CAD Drawing

MCX Plug to BNC Male Cable 59.06 Inch Length Using RG174 Coax



NOTES:  
1. UNLESS OTHERWISE SPECIFIED ALL DIMENSIONS ARE NOMINAL.  
2. ALL SPECIFICATIONS ARE SUBJECT TO CHANGE WITHOUT NOTICE AT ANY TIME.  
3. DIMENSIONS ARE IN INCHES [mm].  
4. LENGTH TOLERANCE IS  $\pm 1.5\%$  OR  $3/8"$ , WHICHEVER IS GREATER.

DWG TITLE	PE3C3387		
	FSCM NO.	53919	

**PASTERNAK®**  
THE ENGINEER'S RF SOURCE

Pasternack Enterprises, Inc.  
P.O. Box 16759 | Irvine | CA | 92623  
Phone: (949) 261-1920 | Fax: (949) 261-7451  
Website: [www.pasternack.com](http://www.pasternack.com) | E-Mail: [sales@pasternack.com](mailto:sales@pasternack.com)

CAD FILE	102416	SCALE	N/A	SIZE	A	2233
----------	--------	-------	-----	------	---	------