



## SMA Male to N Male Cable 60 Inch Length Using LMR-240-DB Coax

### RF Cable Assemblies Technical Data Sheet

PE3C3354-60

#### Configuration

- Connector 1: SMA Male
- Connector 2: N Male
- Cable Type: LMR-240-DB

#### Features

- Max Frequency 5.8 GHz
- Shielding Effectivity > 90 dB
- 84% Phase Velocity
- Double Shielded
- PE Jacket

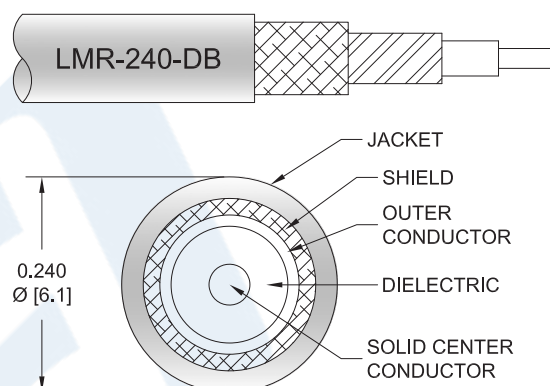
#### Applications

- General Purpose
- Laboratory Use

#### Description

Pasternack's PE3C3354-60 SMA male to type N male 60 inch cable using LMR-240-DB coax is part of our full line of RF components available for same-day shipping. Pasternack's flexible RF cable assemblies are ideal for applications where tight bends and flexure are required. This Pasternack SMA to type N cable assembly has a male to male gender configuration with 50 ohm flexible LMR-240-DB coax. The PE3C3354-60 SMA male to type N male cable assembly operates to 5.8 GHz. The double shielding of this Pasternack cable assembly provides excellent shielding effectiveness of better than 90 dB.

Custom versions of most RF cable assemblies can be built and shipped same day. Custom cable assembly lengths can be obtained by specifying the desired length on the web site at time of order or by contacting a sales representative. Other available RF cable assembly value added services include connector orientation or clocking, heat shrink booting and custom labeling. RF testing can also be performed to document the electrical performance of your cable assembly.



Click the following link (or enter part number in "SEARCH" on website) to obtain additional part information including price, inventory and certifications: [SMA Male to N Male Cable 60 Inch Length Using LMR-240-DB Coax PE3C3354-60](#)



## SMA Male to N Male Cable 60 Inch Length Using LMR-240-DB Coax

### RF Cable Assemblies Technical Data Sheet

PE3C3354-60

#### Electrical Specifications

Description	Minimum	Typical	Maximum	Units
Frequency Range	DC		5.8	GHz
VSWR			1.5:1	
Velocity of Propagation		84		%
RF Shielding	90			dB
Group Delay		1.21 [3.97]		ns/ft [ns/m]
Capacitance		24.2 [79.4]		pF/ft [pF/m]
Inductance		0.06 [0.2]		uH/ft [uH/m]
DC Resistance Inner Conductor		3.2 [10.5]		Ω/1000ft [Ω/Km]
DC Resistance Outer Conductor		3.89 [12.76]		Ω/1000ft [Ω/Km]
Jacket Spark			5,000	Vrms

#### Specifications by Frequency

Description	F1	F2	F3	F4	F5	Units
Frequency	0.5	1	2	4	5.8	GHz
Insertion Loss (Max.)	0.474	0.6	0.775	1	1.2	dB

#### Electrical Specification Notes:

The Insertion Loss data above is based on the performance specifications of the coax cable used in this assembly. The Insertion Loss includes an estimated insertion loss of 0.2dB of connector loss.

#### Mechanical Specifications

##### Cable Assembly

Length*	60 in [152.4 cm]
Diameter	0.875 in [22.23 mm]

##### Cable

Cable Type	LMR-240-DB
Impedance	50 Ohms
Inner Conductor Type	Solid
Inner Conductor Material and Plating	Copper
Dielectric Type	PE (F)
Number of Shields	2
Shield Layer 1	Aluminum Tape
Shield Layer 2	Tinned Copper Braid

Click the following link (or enter part number in "SEARCH" on website) to obtain additional part information including price, inventory and certifications: [SMA Male to N Male Cable 60 Inch Length Using LMR-240-DB Coax PE3C3354-60](#)



## SMA Male to N Male Cable 60 Inch Length Using LMR-240-DB Coax

### RF Cable Assemblies Technical Data Sheet

PE3C3354-60

Jacket Material	PE, Black
Jacket Diameter	0.24 in [6.1 mm]
One Time Minimum Bend Radius	0.75 in [19.05 mm]
Repeated Minimum Bend Radius	2.5 in [63.5 mm]
Bending Moment	0.25 lbs-ft [0.34 N-m]
Flat Plate Crush	20 lbs/in [0.36 Kg/mm]
Tensile Strength	80 lbs [36.29 Kg]

#### Connectors

Description	Connector 1	Connector 2
Type	SMA Male	N Male
Specification	MIL-STD-348	MIL-STD-348
Impedance	50 Ohms	50 Ohms
Contact Material and Plating	Beryllium Copper, Gold	Beryllium Copper, Gold
Contact Plating Specification	ASTM B488	ASTM-B488
Dielectric Type	Teflon	Teflon
Body Material and Plating	Brass, Tri-Metal	Brass, Tri-Metal
Body Plating Specification		QQ-N-290
Coupling Nut Material and Plating	Brass, Tri-Metal	Brass, Tri-Metal
Coupling Nut Plating Specification		QQ-N-290
Hex Size	5/16 Inch	13/16 inch

#### Mechanical Specification Notes:

\*All cable assemblies have a length tolerance of 1.5% or  $\pm 3/8$ ", whichever is greater.

#### Compliance Certifications (see [product page](#) for current document)

#### Plotted and Other Data

Notes:

Click the following link (or enter part number in "SEARCH" on website) to obtain additional part information including price, inventory and certifications: [SMA Male to N Male Cable 60 Inch Length Using LMR-240-DB Coax PE3C3354-60](#)

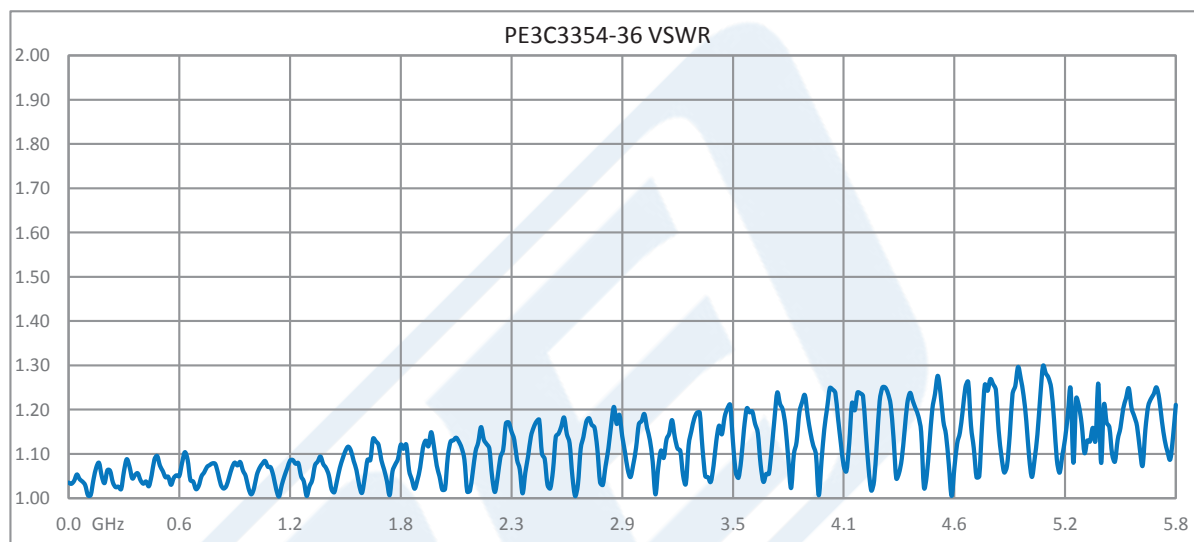


SMA Male to N Male Cable 60 Inch Length  
Using LMR-240-DB Coax

RF Cable Assemblies Technical Data Sheet

PE3C3354-60

Typical Performance Data



Click the following link (or enter part number in "SEARCH" on website) to obtain additional part information including price, inventory and certifications: [SMA Male to N Male Cable 60 Inch Length Using LMR-240-DB Coax PE3C3354-60](#)



## SMA Male to N Male Cable 60 Inch Length Using LMR-240-DB Coax

### RF Cable Assemblies Technical Data Sheet

PE3C3354-60

#### How to Order

Part Number Configuration:

**PE3C3354**

**- xx**

**uu**

Unit of Measure:  
cm = Centimeters  
<blank> = Inches  
Length  
Base Number

Example: PE3C3354-12 = 12 inches long cable  
PE3C3354-100cm = 100 cm long cable

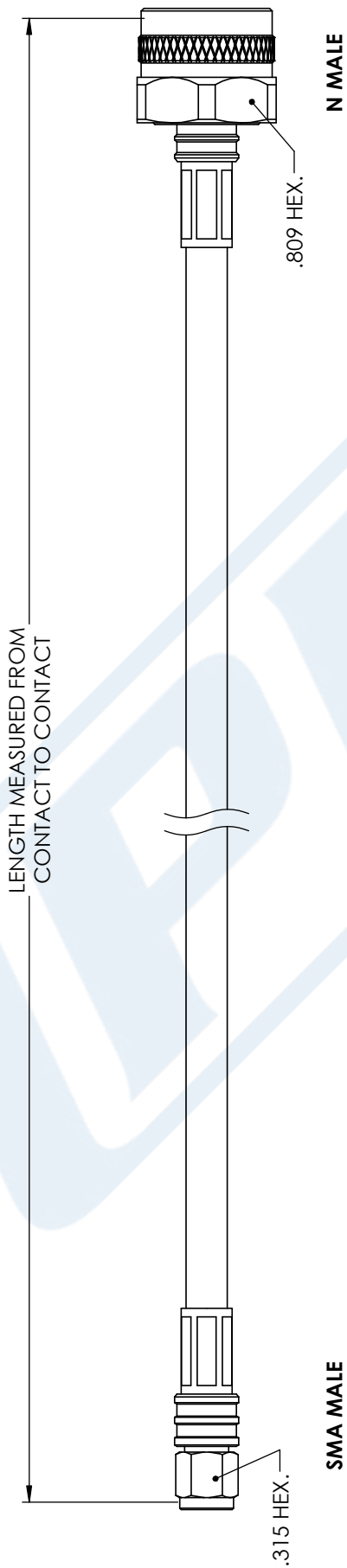
SMA Male to N Male Cable 60 Inch Length Using LMR-240-DB Coax from Pasternack Enterprises has same day shipment for domestic and International orders. Our RF, microwave and millimeter wave products maintain a 99.4% availability and are part of the broadest selection in the industry.

Click the following link (or enter part number in "SEARCH" on website) to obtain additional part information including price, inventory and certifications: [SMA Male to N Male Cable 60 Inch Length Using LMR-240-DB Coax PE3C3354-60](https://www.pasternack.com/sma-male-n-male-lmr240db-cable-assembly-pe3c3354-60-p.aspx)

URL: <https://www.pasternack.com/sma-male-n-male-lmr240db-cable-assembly-pe3c3354-60-p.aspx>

The information contained in this document is accurate to the best of our knowledge and representative of the part described herein. It may be necessary to make modifications to the part and/or the documentation of the part, in order to implement improvements. Pasternack reserves the right to make such changes as required. Unless otherwise stated, all specifications are nominal. Pasternack does not make any representation or warranty regarding the suitability of the part described herein for any particular purpose, and Pasternack does not assume any liability arising out of the use of any part or documentation.

PE3C3354-60 CAD Drawing  
SMA Male to N Male Cable 60 Inch Length Using LMR-240-DB Coax



STANDARD TOLERANCES

.X ±0.2  
.XX ±0.01  
.XXX ±0.005

\*STANDARD TOLERANCES APPLY  
ONLY TO DIMENSIONS IN INCHES



Pasternack Enterprises, Inc.  
P.O. Box 16759 | Irvine | CA | 92623  
Phone: (949) 261-1920 | Fax: (949) 261-7451  
Website: [www.pasternack.com](http://www.pasternack.com) | E-Mail: [sales@pasternack.com](mailto:sales@pasternack.com)

DWG TITLE

PE3C3354

NOTES:  
1. UNLESS OTHERWISE SPECIFIED ALL DIMENSIONS ARE NOMINAL.  
2. ALL SPECIFICATIONS ARE SUBJECT TO CHANGE WITHOUT NOTICE AT ANY TIME.  
3. DIMENSIONS ARE IN INCHES [mm].

CAGE CODE 53919

CAD FILE 10/16/18

SCALE N/A

SIZE A

CN2245