



N Male to N Female Bulkhead Cable 12 Inch Length Using PE-P141 Coax

RF Cable Assemblies Technical Data Sheet

PE3C3255-12

Configuration

- Connector 1: N Male
- Connector 2: N Female Bulkhead
- Cable Type: PE-P141

Features

- Max Frequency 18 GHz
- Shielding Effectivity > 110 dB
- 70% Phase Velocity
- Double Shielded
- FEP Jacket

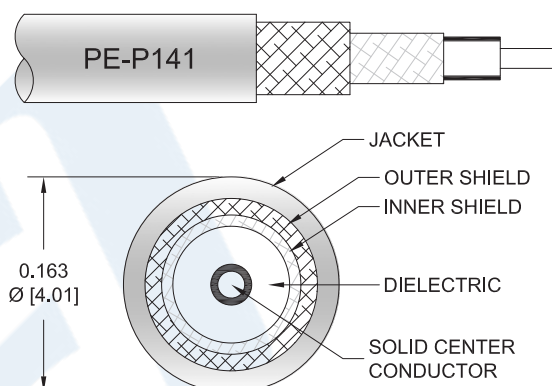
Applications

- General Purpose
- Laboratory Use

Description

Pasternack's PE3C3255-12 type N male to type N female bulkhead 12 inch cable using PE-P141 coax is part of our full line of RF components available for same-day shipping. Pasternack's flexible RF cable assemblies are ideal for applications where tight bends and flexure are required. This Pasternack type N to type N cable assembly has a male to female gender configuration with 50 ohm flexible PE-P141 coax. The PE3C3255-12 type N male to type N female cable assembly operates to 18 GHz. Our RF cable assembly with type N bulkhead interface allows designers to create external connections on their product enclosures, and can be used in a variety of other rack mount and panel mount applications. The double shielding of this Pasternack cable assembly provides excellent shielding effectiveness of better than 110 dB.

Custom versions of most RF cable assemblies can be built and shipped same day. Custom cable assembly lengths can be obtained by specifying the desired length on the web site at time of order or by contacting a sales representative. Other available RF cable assembly value added services include connector orientation or clocking, heat shrink booting and custom labeling. RF testing can also be performed to document the electrical performance of your cable assembly.



Click the following link (or enter part number in "SEARCH" on website) to obtain additional part information including price, inventory and certifications: [N Male to N Female Bulkhead Cable 12 Inch Length Using PE-P141 Coax PE3C3255-12](#)



N Male to N Female Bulkhead Cable 12 Inch Length Using PE-P141 Coax

RF Cable Assemblies Technical Data Sheet

PE3C3255-12

Electrical Specifications

Description	Minimum	Typical	Maximum	Units
Frequency Range	DC		18	GHz
VSWR			1.5:1	
Velocity of Propagation		70		%
RF Shielding	110			dB
Capacitance		29.4 [96.46]		pF/ft [pF/m]

Specifications by Frequency

Description	F1	F2	F3	F4	F5	Units
Frequency	1	2	4.5	9	18	GHz
Insertion Loss (Max.)	0.51	0.56	0.78	0.93	0.98	dB

Electrical Specification Notes:

The Insertion Loss data above is data based on the performance specifications of the coax in this assembly. The Insertion Loss includes an estimated insertion loss of 0.4dB of connector loss.

Mechanical Specifications

Cable Assembly

Length* 12 in [304.8 mm]

Weight 0.2 lbs [90.72 g]

Cable

Cable Type PE-P141
 Impedance 50 Ohms
 Inner Conductor Type Solid
 Inner Conductor Material and Plating Copper Clad Steel, Silver
 Dielectric Type PTFE
 Number of Shields 2
 Shield Layer 1 Silver Plated Copper Tape
 Shield Layer 2 Silver Plated Copper Braid
 Jacket Material FEP, Blue
 Jacket Diameter 0.163 in [4.14 mm]

Click the following link (or enter part number in "SEARCH" on website) to obtain additional part information including price, inventory and certifications: [N Male to N Female Bulkhead Cable 12 Inch Length Using PE-P141 Coax PE3C3255-12](#)



N Male to N Female Bulkhead Cable 12 Inch Length Using PE-P141 Coax

RF Cable Assemblies Technical Data Sheet

PE3C3255-12

Connectors

Description	Connector 1	Connector 2
Type	N Male	N Female Bulkhead
Impedance	50 Ohms	50 Ohms
Mating Cycles		500
Contact Material and Plating		Beryllium Copper, Gold
Dielectric Type		PTFE
Outer Conductor Material and Plating		Brass, Nickel
Body Material and Plating	Passivated Stainless Steel	Brass, Nickel
Coupling Nut Material and Plating	Passivated Stainless Steel	

Mechanical Specification Notes:

*All cable assemblies have a length tolerance of 1.5% or $\pm 3/8"$, whichever is greater.

Environmental Specifications

Temperature

Operating Range -40 to +150 deg C

Compliance Certifications (see [product page](#) for current document)

Plotted and Other Data

Notes:

Click the following link (or enter part number in "SEARCH" on website) to obtain additional part information including price, inventory and certifications: [N Male to N Female Bulkhead Cable 12 Inch Length Using PE-P141 Coax PE3C3255-12](#)

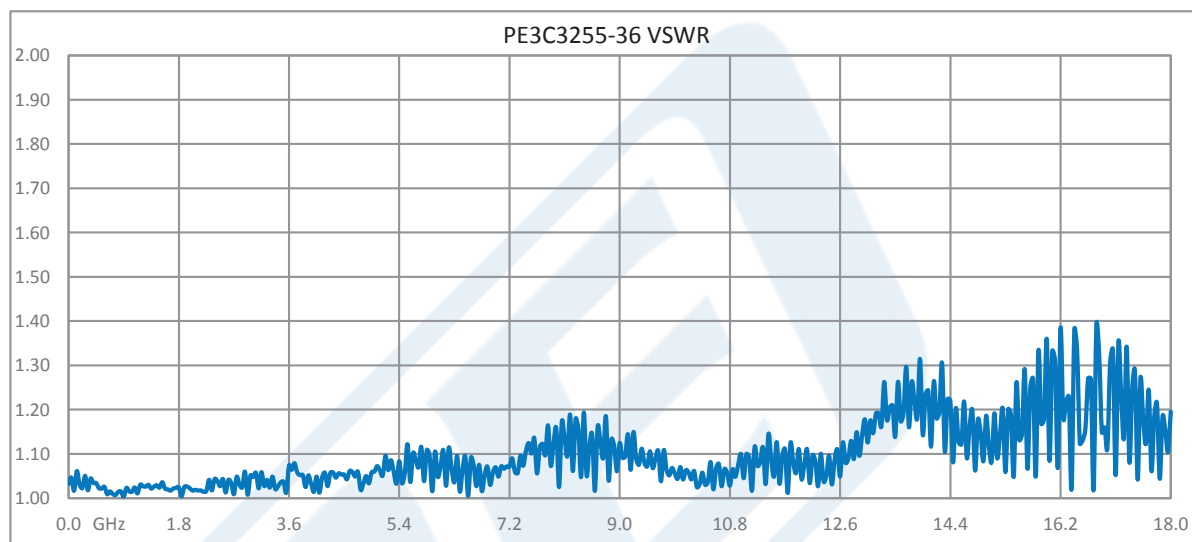


N Male to N Female Bulkhead Cable 12 Inch
Length Using PE-P141 Coax

RF Cable Assemblies Technical Data Sheet

PE3C3255-12

Typical Performance Data



Click the following link (or enter part number in "SEARCH" on website) to obtain additional part information including price, inventory and certifications: [N Male to N Female Bulkhead Cable 12 Inch Length Using PE-P141 Coax PE3C3255-12](#)



N Male to N Female Bulkhead Cable 12 Inch Length Using PE-P141 Coax

RF Cable Assemblies Technical Data Sheet

PE3C3255-12

How to Order

Part Number Configuration:

PE3C3255

- **xx**

uu

Unit of Measure:
cm = Centimeters
<blank> = Inches
Length
Base Number

Example: PE3C3255-12 = 12 inches long cable
PE3C3255-100cm = 100 cm long cable

N Male to N Female Bulkhead Cable 12 Inch Length Using PE-P141 Coax from Pasternack Enterprises has same day shipment for domestic and International orders. Our RF, microwave and millimeter wave products maintain a 99.4% availability and are part of the broadest selection in the industry.

Click the following link (or enter part number in "SEARCH" on website) to obtain additional part information including price, inventory and certifications: [N Male to N Female Bulkhead Cable 12 Inch Length Using PE-P141 Coax PE3C3255-12](#)

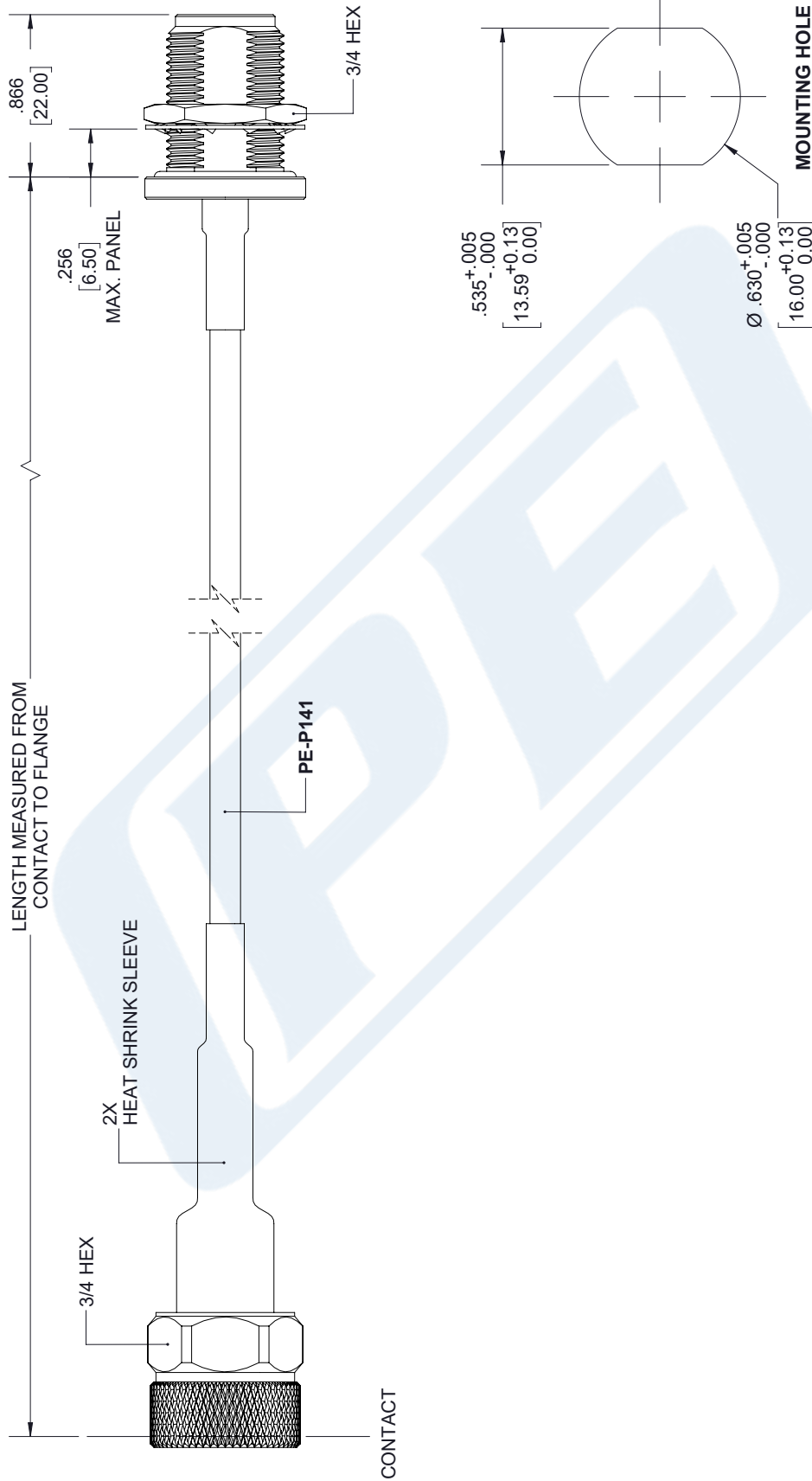
URL: <https://www.pasternack.com/n-male-n-female-pe-p141-cable-assembly-pe3c3255-12-p.aspx>

The information contained in this document is accurate to the best of our knowledge and representative of the part described herein. It may be necessary to make modifications to the part and/or the documentation of the part, in order to implement improvements. Pasternack reserves the right to make such changes as required. Unless otherwise stated, all specifications are nominal. Pasternack does not make any representation or warranty regarding the suitability of the part described herein for any particular purpose, and Pasternack does not assume any liability arising out of the use of any part or documentation.

PE3C3255-12 CAD Drawing

N Male to N Female Bulkhead Cable 12 Inch Length Using PE-P141 Coax

REVISIONS			
REV.	DESCRIPTION	DATE	APPROVED
A	PCR PE3C3255	1/9/2020	S.ELLIS



UNLESS OTHERWISE SPECIFIED LEADING DIMENSIONS ARE INCHES DIMENSIONS IN [] ARE MILLIMETERS	
TOLERANCES:	
.X = ± .2 [5.08]	FRACTIONS ± 1/32
.XX = ± .02 [.51]	ANGLES ± 1°
.XXX = ± .005 [.13]	
CABLE LENGTH (L) TOLERANCES:	
L ≤ 12 [305] = +1 [25] / -0	
12 [305] < L ≤ 60 [1524] = +2 [51] / -0	
60 [1524] < L ≤ 120 [3048] = +4 [102] / -0	
120 [3048] < L ≤ 300 [7620] = +6 [152] / -0	
300 [7620] < L = +5% L / -0	
ALL DIMENSIONS SHOWN ARE FOR REFERENCE ONLY.	

PE PASTERNAK an INFINITI® brand Pasternack Enterprises, Inc. P.O. Box 16759, Irvine, CA 92623. Phone: 1.949.261.1920 1.866.727.8376 Fax: 1.949.261.7451 Website: www.pasternack.com E-mail: sales@pasternack.com	
SIZE	53919
CAGE CODE	K.DANG
DRAWN BY	ITEM NO.
A	PE3C3255
REV	A

THIRD-ANGLE PROJECTION	
THE INFORMATION AND DESIGN IN THIS DOCUMENT IS THE PROPERTY OF PASTERNAK CORPORATION ALL RIGHTS RESERVED.	
SHEET	1 OF 1
SCALE	N/A

THESE COMMODITIES, TECHNOLOGY OR SOFTWARE WERE EXPORTED FROM THE UNITED STATES IN ACCORDANCE WITH THE EXPORT ADMINISTRATION REGULATIONS. DIVERSION CONTRARY TO U.S. LAW PROHIBITED.