



SMA Male to Push-On SMP Female Right Angle
Cable 200 CM Length Using RG316 Coax

RF Cable Assemblies Technical Data Sheet

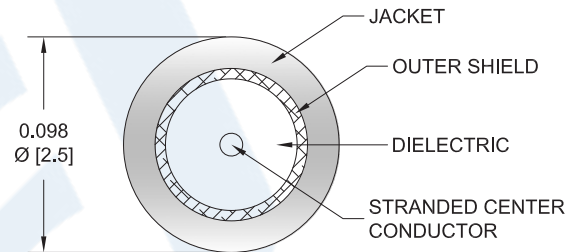
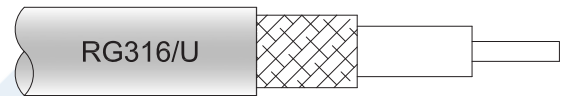
PE3C3028-200CM

Configuration

- Connector 1: SMA Male
- Connector 2: Push-On SMP Female Right Angle
- Cable Type: RG316

Features

- Max Frequency 3 GHz
- FEP Jacket



Applications

- General Purpose
- Laboratory Use

Description

Pasternack's PE3C3028-200CM SMA male to SMP female push-on right angle 200 cm cable using RG316 coax is part of our full line of RF components available for same-day shipping. Pasternack's flexible RF cable assemblies are ideal for applications where tight bends and flexure are required. This Pasternack SMA to SMP cable assembly has a male to female gender configuration with 50 ohm flexible RG316 coax. The PE3C3028-200CM SMA male to SMP female cable assembly operates to 3 GHz. The right angle SMP interface on the RG316 cable allows for easier connections in tight spaces.

Custom versions of most RF cable assemblies can be built and shipped same day. Custom cable assembly lengths can be obtained by specifying the desired length on the web site at time of order or by contacting a sales representative. Other available RF cable assembly value added services include connector orientation or clocking, heat shrink booting and custom labeling. RF testing can also be performed to document the electrical performance of your cable assembly.

Electrical Specifications

Description	Minimum	Typical	Maximum	Units
Frequency Range	DC		3	GHz
VSWR			1.4:1	
Capacitance		32 [104.99]		pF/ft [pF/m]

Click the following link (or enter part number in "SEARCH" on website) to obtain additional part information including price, inventory and certifications: [SMA Male to Push-On SMP Female Right Angle Cable 200 CM Length Using RG316 Coax PE3C3028-200CM](#)



SMA Male to Push-On SMP Female Right Angle
Cable 200 CM Length Using RG316 Coax

RF Cable Assemblies Technical Data Sheet

PE3C3028-200CM

Specifications by Frequency

Description	F1	F2	F3	F4	F5	Units
Frequency	0.25	0.5	1	2.5	3	GHz
Insertion Loss (Max.)	1.349	1.861	2.792	3.776	4.104	dB

Electrical Specification Notes:

The Insertion Loss data above is data based on the performance specifications of the coax used in this assembly. The Insertion Loss includes as estimated insertion loss of 0.3dB of connector loss.

Mechanical Specifications

Cable Assembly

Length* 78.74 in [200 cm]
Diameter 0.312 in [7.92 mm]

Cable

Cable Type RG316
Impedance 50 Ohms
Inner Conductor Type Stranded
Inner Conductor Material and Plating Copper Clad Steel, Silver
Dielectric Type PTFE
Number of Shields 1
Shield Layer 1 Silver Plated Copper Braid
Jacket Material FEP, Tan
Jacket Diameter 0.098 in [2.49 mm]

Click the following link (or enter part number in "SEARCH" on website) to obtain additional part information including price, inventory and certifications: [SMA Male to Push-On SMP Female Right Angle Cable 200 CM Length Using RG316 Coax PE3C3028-200CM](#)



SMA Male to Push-On SMP Female Right Angle
Cable 200 CM Length Using RG316 Coax

RF Cable Assemblies Technical Data Sheet

PE3C3028-200CM

Connectors

Description	Connector 1	Connector 2
Type	SMA Male	SMP Female Right Angle
Specification	MIL-STD-348A	MIL-STD-348A
Impedance	50 Ohms	50 Ohms
Connection Method		Push-On
Contact Material and Plating	Brass, Gold	Beryllium Copper, Gold
Contact Plating Specification	30μ in. Min	30μ in. minimum
Dielectric Type	PTFE	Teflon
Outer Conductor Material and Plating		Beryllium Copper, Gold
Outer Conductor Plating Specification		3μ in. minimum
Body Material and Plating	Brass, Nickel	Beryllium Copper, Gold
Body Plating Specification	100μ in. Minimum	3μ in. minimum
Coupling Nut Material and Plating	Brass, Nickel	
Coupling Nut Plating Specification	100μ in. Minimum	
Hex Size	5/16 in	
Torque	5 in-lbs [0.57 Nm]	

Mechanical Specification Notes:

*All cable assemblies have a length tolerance of 1.5% or ± 3/8", whichever is greater.

Compliance Certifications (see [product page](#) for current document)

Plotted and Other Data

Notes:

Click the following link (or enter part number in "SEARCH" on website) to obtain additional part information including price, inventory and certifications: [SMA Male to Push-On SMP Female Right Angle Cable 200 CM Length Using RG316 Coax PE3C3028-200CM](#)

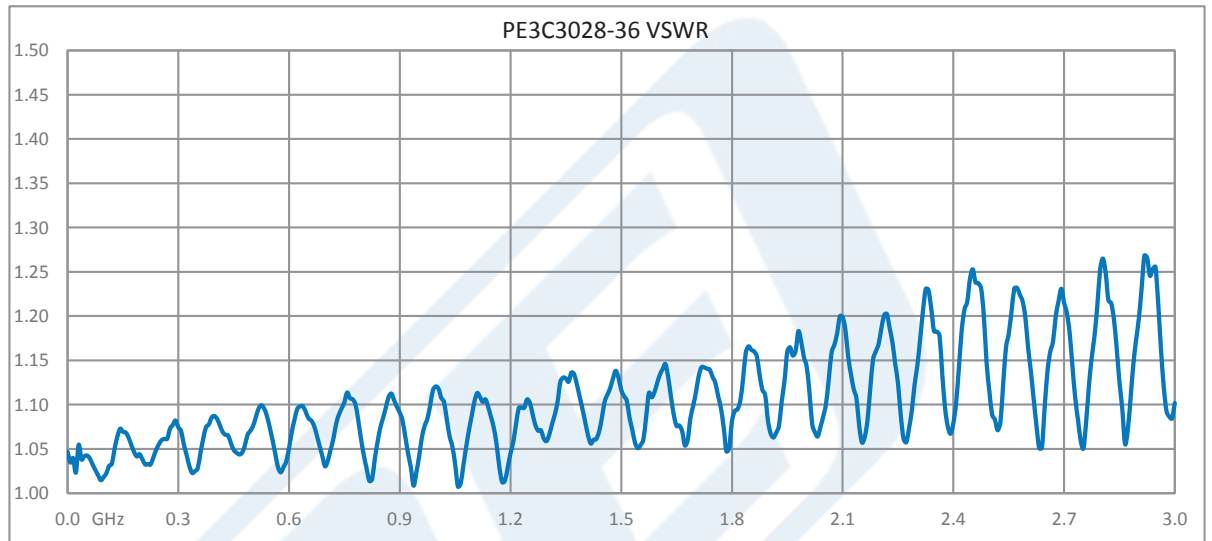


SMA Male to Push-On SMP Female Right Angle
Cable 200 CM Length Using RG316 Coax

RF Cable Assemblies Technical Data Sheet

PE3C3028-200CM

Typical Performance Data



Click the following link (or enter part number in "SEARCH" on website) to obtain additional part information including price, inventory and certifications: [SMA Male to Push-On SMP Female Right Angle Cable 200 CM Length Using RG316 Coax PE3C3028-200CM](#)



SMA Male to Push-On SMP Female Right Angle Cable 200 CM Length Using RG316 Coax

RF Cable Assemblies Technical Data Sheet

PE3C3028-200CM

How to Order

Part Number Configuration:

PE3C3028

- **xx**

uu

Unit of Measure:

cm = Centimeters

<blank> = Inches

Length

Base Number

Example: PE3C3028-12 = 12 inches long cable
PE3C3028-100cm = 100 cm long cable

SMA Male to Push-On SMP Female Right Angle Cable 200 CM Length Using RG316 Coax from Pasternack Enterprises has same day shipment for domestic and International orders. Our RF, microwave and millimeter wave products maintain a 99.4% availability and are part of the broadest selection in the industry.

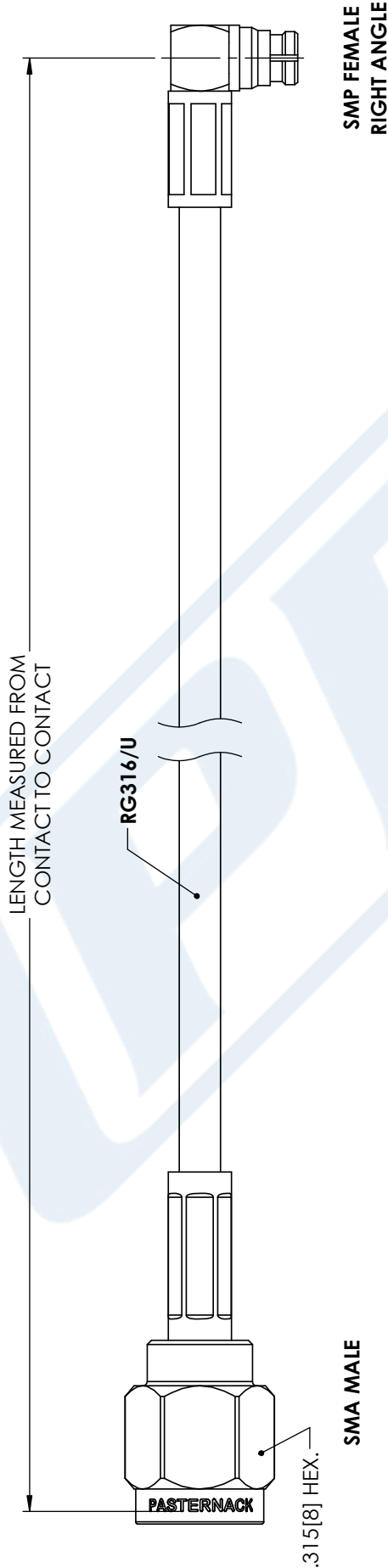
Click the following link (or enter part number in "SEARCH" on website) to obtain additional part information including price, inventory and certifications: [SMA Male to Push-On SMP Female Right Angle Cable 200 CM Length Using RG316 Coax PE3C3028-200CM](https://www.pasternack.com/sma-male-smp-female-rg316u-cable-assembly-pe3c3028-200cm-p.aspx)

URL: <https://www.pasternack.com/sma-male-smp-female-rg316u-cable-assembly-pe3c3028-200cm-p.aspx>

The information contained in this document is accurate to the best of our knowledge and representative of the part described herein. It may be necessary to make modifications to the part and/or the documentation of the part, in order to implement improvements. Pasternack reserves the right to make such changes as required. Unless otherwise stated, all specifications are nominal. Pasternack does not make any representation or warranty regarding the suitability of the part described herein for any particular purpose, and Pasternack does not assume any liability arising out of the use of any part or documentation.

PE3C3028-200CM CAD Drawing

SMA Male to Push-On SMP Female Right Angle Cable 200 CM Length Using RG316 Coax



STANDARD TOLERANCES	
.X	±0.2
.XX	±0.01
.XXX	±0.005

*STANDARD TOLERANCES APPLY ONLY TO DIMENSIONS IN INCHES

PASTERNAK
THE ENGINEER'S RF SOURCE
 Pasternack Enterprises, Inc.
 P.O. Box 16759 | Irvine | CA | 92623
Phone: (949) 261-1920 | **Fax:** (949) 261-7451
Website: www.pasternack.com | **E-Mail:** sales@pasternack.com

DWG TITLE	PE3C3028
CAGE CODE	53919

NOTES: 1. UNLESS OTHERWISE SPECIFIED ALL DIMENSIONS ARE NOMINAL. 2. ALL SPECIFICATIONS ARE SUBJECT TO CHANGE WITHOUT NOTICE AT ANY TIME. 3. DIMENSIONS ARE IN INCHES [mm].			
CAD FILE	10/15/18	SCALE	N/A
SIZE	A	CN	2245