



BNC Male to BNC Male Cable 50 CM
Length Using LMR-200-UF Coax

RF Cable Assemblies Technical Data Sheet

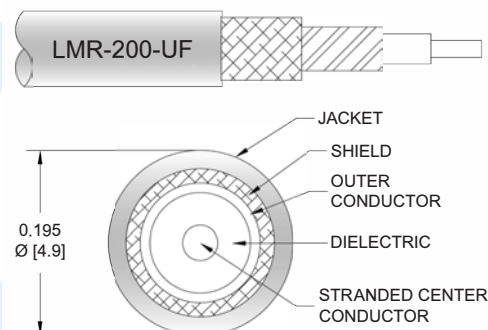
PE3C2220-50CM

Configuration

- Connector 1: BNC Male
- Connector 2: BNC Male
- Cable Type: LMR-200-UF

Features

- Max Frequency 4 GHz
- 83% Phase Velocity
- PE Jacket



Applications

- General Purpose
- Laboratory Use

Description

Pasternack's PE3C2220-50CM BNC male to BNC male 50 cm cable using LMR-200-UF coax is part of our full line of RF components available for same-day shipping. Pasternack's flexible RF cable assemblies are ideal for applications where tight bends and flexure are required. This Pasternack BNC to BNC cable assembly has a male to male gender configuration with 50 ohm flexible LMR-200-UF coax. The PE3C2220-50CM BNC male to BNC male cable assembly operates to 4 GHz.

Custom versions of most RF cable assemblies can be built and shipped same day. Custom cable assembly lengths can be obtained by specifying the desired length on the web site at time of order or by contacting a sales representative. Other available RF cable assembly value added services include connector orientation or clocking, heat shrink booting and custom labeling. RF testing can also be performed to document the electrical performance of your cable assembly.

Click the following link (or enter part number in "SEARCH" on website) to obtain additional part information including price, inventory and certifications: [BNC Male to BNC Male Cable 50 CM Length Using LMR-200-UF Coax PE3C2220-50CM](#)

BNC Male to BNC Male Cable 50 CM
Length Using LMR-200-UF Coax



RF Cable Assemblies Technical Data Sheet

PE3C2220-50CM

Electrical Specifications

Description	Minimum	Typical	Maximum	Units
Frequency Range	DC		4	GHz
VSWR		1.45:1		
Velocity of Propagation		83		%
Capacitance		24.5 [80.38]		pF/ft [pF/m]
Jacket Spark			3,000	Vrms

Specifications by Frequency

Description	F1	F2	F3	F4	F5	Units
Frequency	0.25	0.5	1	2.5	4	GHz
Insertion Loss (Max.)	0.26	0.3	0.34	0.41	0.61	dB

Electrical Specification Notes:

The Insertion Loss data above is based on the performance specifications of the coax used in this assembly. The Insertion Loss includes an estimated insertion loss of 0.2dB of connector loss.

Mechanical Specifications

Cable Assembly

Length*	19.69 in [500.13 mm]
Weight	0.1 lbs [45.36 g]

Cable

Cable Type	LMR-200-UF
Impedance	50 Ohms
Inner Conductor Type	Solid
Dielectric Type	PE (F)
Number of Shields	1
Shield Layer 1	Tinned Copper
Shield Layer 2	Aluminum Tape
Jacket Material	PE, Black
One Time Minimum Bend Radius	0.5 in [12.7 mm]
Repeated Minimum Bend Radius	2 in [50.8 mm]
Flat Plate Crush	10 lbs/in [0.18 Kg/mm]
Tensile Strength	40 lbs [18.14 Kg]

Click the following link (or enter part number in "SEARCH" on website) to obtain additional part information including price, inventory and certifications: [BNC Male to BNC Male Cable 50 CM Length Using LMR-200-UF Coax PE3C2220-50CM](#)



BNC Male to BNC Male Cable 50 CM Length Using LMR-200-UF Coax

RF Cable Assemblies Technical Data Sheet

PE3C2220-50CM

Connectors

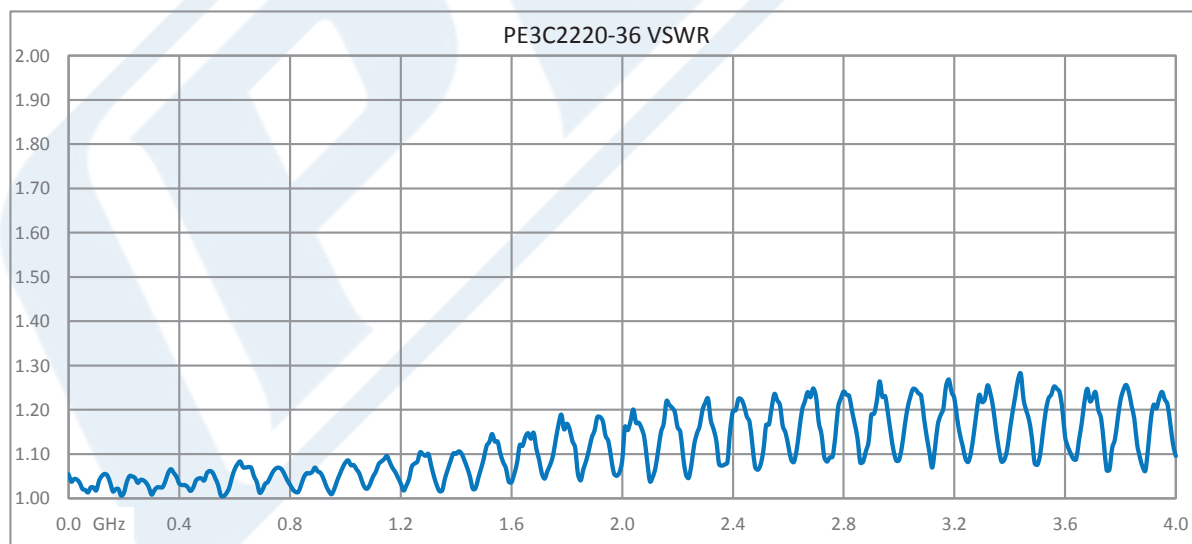
Description	Connector 1	Connector 2
Type	BNC Male	BNC Male
Specification	MIL-STD-348	MIL-STD-348
Impedance	50 Ohms	50 Ohms
Contact Material and Plating	Brass, Gold	Brass, Gold
Dielectric Type	PTFE	PTFE
Body Material and Plating	Brass, Tri-Metal	Brass, Tri-Metal
Coupling Nut Material and Plating	Brass, Tri-Metal	Brass, Tri-Metal

Compliance Certifications (see [product page](#) for current document)

Plotted and Other Data

Notes:

Typical Performance Data



Click the following link (or enter part number in "SEARCH" on website) to obtain additional part information including price, inventory and certifications: [BNC Male to BNC Male Cable 50 CM Length Using LMR-200-UF Coax PE3C2220-50CM](#)



BNC Male to BNC Male Cable 50 CM
Length Using LMR-200-UF Coax

RF Cable Assemblies Technical Data Sheet

PE3C2220-50CM

How to Order

Part Number Configuration:

PE3C2220

- **xx**

uu

Unit of Measure:
cm = Centimeters
<blank> = Inches
Length
Base Number

Example: PE3C2220-12 = 12 inches long cable
PE3C2220-100cm = 100 cm long cable

BNC Male to BNC Male Cable 50 CM Length Using LMR-200-UF Coax from Pasternack Enterprises has same day shipment for domestic and International orders. Our RF, microwave and millimeter wave products maintain a 99.4% availability and are part of the broadest selection in the industry.

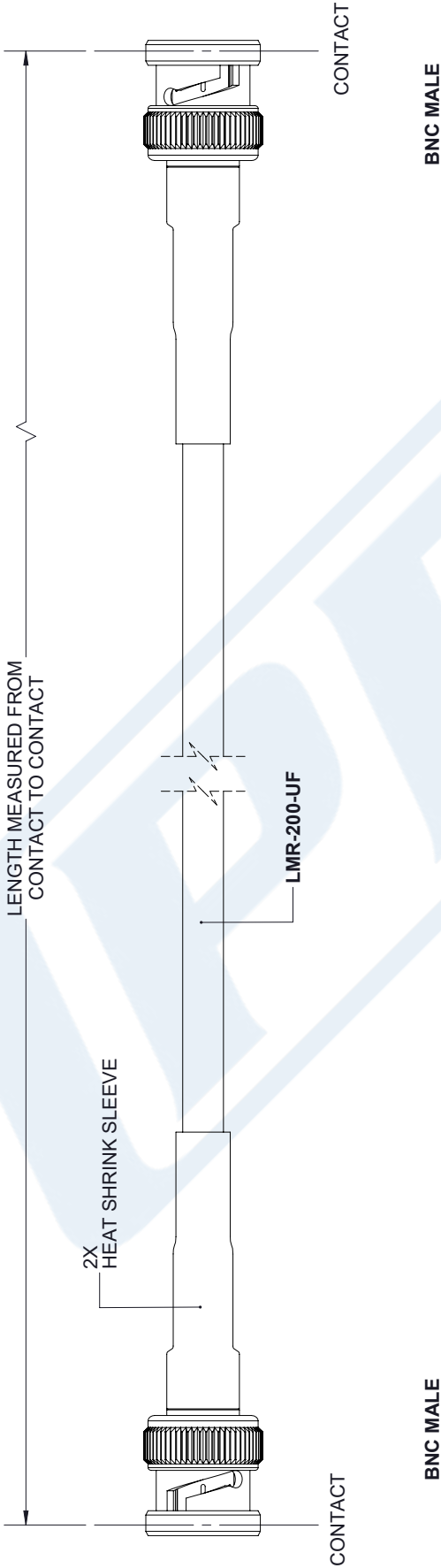
Click the following link (or enter part number in "SEARCH" on website) to obtain additional part information including price, inventory and certifications: [BNC Male to BNC Male Cable 50 CM Length Using LMR-200-UF Coax PE3C2220-50CM](#)

URL: <https://www.pasternack.com/bnc-male-bnc-male-lmr200uf-cable-assembly-pe3c2220-50cm-p.aspx>

The information contained in this document is accurate to the best of our knowledge and representative of the part described herein. It may be necessary to make modifications to the part and/or the documentation of the part, in order to implement improvements. Pasternack reserves the right to make such changes as required. Unless otherwise stated, all specifications are nominal. Pasternack does not make any representation or warranty regarding the suitability of the part described herein for any particular purpose, and Pasternack does not assume any liability arising out of the use of any part or documentation.

PE3C2220-50CM CAD Drawing
BNC Male to BNC Male Cable 50 CM Length Using LMR-200-UF Coax

REVISIONS			
REV.	DESCRIPTION	DATE	APPROVED
A	PCR PE3C2220	7/24/2020	S.ELLIS



UNLESS OTHERWISE SPECIFIED LEADING DIMENSIONS ARE INCHES DIMENSIONS IN [] ARE MILLIMETERS	
TOLERANCES:	
.X = ± .2 [5.08]	FRACTIONS ± 1/32
.XX = ± .02 [.51]	ANGLES ± 1°
.XXX = ± .005 [.13]	
CABLE LENGTH (L) TOLERANCES:	
L ≤ 12 [305] = +1 [25] / -0	
12 [305] < L ≤ 60 [1524] = +2 [51] / -0	
60 [1524] < L ≤ 120 [3048] = +4 [102] / -0	
120 [3048] < L ≤ 300 [7620] = +6 [152] / -0	
300 [7620] < L = +5% L / -0	
ALL DIMENSIONS SHOWN ARE FOR REFERENCE ONLY.	

PE PASTERNAK an INFINITI [®] brand		THIRD-ANGLE PROJECTION	
Pasternack Enterprises, Inc. P.O. Box 16759, Irvine, CA 92623. Phone: 1.949.261.1920 1.866.727.8376 Fax: 1.949.261.7451 Website: www.pasternack.com E-mail: sales@pasternack.com		THE INFORMATION AND DESIGN IN THIS DOCUMENT IS THE PROPERTY OF PASTERNAK CORPORATION ALL RIGHTS RESERVED.	
SIZE		SHEET 1 OF 1	
CAGE CODE		SCALE N/A	
DRAWN BY		REV	
A 53919 K.DANG		PE3C2220 A	
ITEM NO.			

THESE COMMODITIES, TECHNOLOGY OR SOFTWARE WERE EXPORTED FROM THE UNITED STATES IN ACCORDANCE WITH THE EXPORT ADMINISTRATION REGULATIONS. DIVERSION CONTRARY TO U.S. LAW PROHIBITED.