



4.1/9.5 Mini DIN Male to 4.1/9.5 Mini DIN Female  
LSZH Jacketed Low PIM Cable 100 cm Length Using  
SR402FLJ Low PIM Coax with HeatShrink, RoHS

RF Cable Assemblies Technical Data Sheet

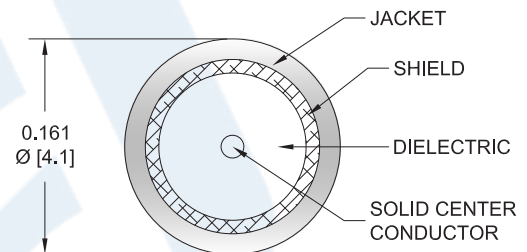
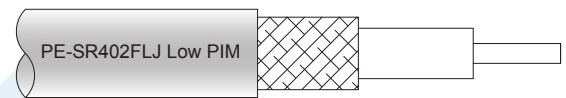
PE3C2010-100CM

**Configuration**

- Connector 1: 4.1/9.5 Mini DIN Male
- Connector 2: 4.1/9.5 Mini DIN Female
- Cable Type: PE-SR402FLJ Low PIM

**Features**

- Max Frequency 3 GHz
- Low PIM: -160 dBc Max
- Shielding Effectivity > 100 dB
- PVC LSZH Jacket
- .141 and .250 Formable Cable
- LSZH (Low Smoke Zero Halogen) PVC Jacket
- PIM < -160 dBc for type N, 4.1/9.5 DIN, 7/16 DIN version
- PIM < -150 dBc for SMA versions
- > 100 dB RF Shielding
- DC to 3 GHz and DC to 6 GHz Configurations
- 100% PIM and RF Tested



**Applications**

- General Purpose
- Laboratory Use
- Low PIM Applications
- Communication Connectivity Requirements
- Low PIM Applications
- Test Equipment and Rack Systems
- Low PIM Lab Testing

**Description**

Pasternack's PE3C2010-100CM 4.1/9.5 Mini DIN male to 4.1/9.5 Mini DIN female 100 cm cable using SR402FLJ low PIM coax is part of our full line of RF components available for same-day shipping. Pasternack's formable RF cable assemblies provide an alternative to costly pre-formed semi-rigid assemblies since they are hand formable. This Pasternack 4.1/9.5 Mini DIN to 4.1/9.5 Mini DIN cable assembly has a male to female gender configuration with 50 ohm formable PE-SR402FLJ low PIM coax. The PE3C2010-100CM 4.1/9.5 Mini DIN male to 4.1/9.5 Mini DIN female cable assembly operates to 3 GHz. Our low PIM design also offers excellent passive intermodulation performance with PIM levels better than -160 dBc. Pasternack's low PIM formable cable assemblies are built using high quality formable .141 and .250 inch filled braid coax. These low PIM cable assemblies offer excellent passive intermodulation performance of -160dBc (-150dBc for SMA versions) and are 100% RF and PIM tested at the time of production. Our low PIM cables use a protective low smoke zero halogen PVC jacket material and make it ideal for environments where safety and reliability is needed. There are 16 low PIM cable assembly configurations available including 4.1/9.5 Mini DIN, 7/16 DIN, type N and SMA series in 100cm and 200cm standard lengths.

Custom versions of most RF cable assemblies can be built and shipped same day. Custom cable assembly lengths can be obtained by specifying the desired length on the web site at time of order or by contacting a sales representative. Other available RF cable assembly value added services include connector orientation or clocking, heat shrink booting and custom labeling. RF testing can also be performed to document the electrical performance of your cable assembly.

Click the following link (or enter part number in "SEARCH" on website) to obtain additional part information including price, inventory and certifications: [4.1/9.5 Mini DIN Male to 4.1/9.5 Mini DIN Female LSZH Jacketed Low PIM Cable 100 cm Length Using SR402FLJ Low PIM Coax with HeatShrink, RoHS PE3C2010-100CM](#)



4.1/9.5 Mini DIN Male to 4.1/9.5 Mini DIN Female  
LSZH Jacketed Low PIM Cable 100 cm Length Using  
SR402FLJ Low PIM Coax with HeatShrink, RoHS

RF Cable Assemblies Technical Data Sheet

PE3C2010-100CM

**Electrical Specifications**

Description	Minimum	Typical	Maximum	Units
Frequency Range	DC		3	GHz
VSWR			1.2:1	
RF Shielding	100			dB
Passive Intermodulation			-160	dBc

**Specifications by Frequency**

Description	F1	F2	F3	F4	F5	Units
Frequency	0.5	1	2	3		GHz
Insertion Loss (Typ.)	0.273	0.411	0.601	0.752		dB
Power Handling (Max.)	440	300	220	170		W

Electrical Specification Notes:

Insertion loss does not include the loss of the connectors.//Insertion loss is estimated as 0.05 x sqrt(fGHz) dB per connector.//Passive intermodulation is measured with two 20W tones at 1.8 GHz.

**Mechanical Specifications**

**Cable Assembly**

Length*	39.37 in [100 cm]
Weight	0.273 lbs [123.83 g]

**Cable**

Cable Type	PE-SR402FLJ Low PIM
Impedance	50 Ohms
Inner Conductor Type	Solid
Inner Conductor Material and Plating	Copper, Silver
Dielectric Type	PTFE
Number of Shields	1
Outer Conductor Material and Plating	Tinned Copper Braid
Outer Conductor Diameter	0.141 in [3.58 mm]
Jacket Material	PVC LSZH
Jacket Diameter	0.161 in [4.09 mm]
Repeated Minimum Bend Radius	1.5 in [38.1 mm]

Click the following link (or enter part number in "SEARCH" on website) to obtain additional part information including price, inventory and certifications: [4.1/9.5 Mini DIN Male to 4.1/9.5 Mini DIN Female LSZH Jacketed Low PIM Cable 100 cm Length Using SR402FLJ Low PIM Coax with HeatShrink, RoHS PE3C2010-100CM](#)



4.1/9.5 Mini DIN Male to 4.1/9.5 Mini DIN Female  
LSZH Jacketed Low PIM Cable 100 cm Length Using  
SR402FLJ Low PIM Coax with HeatShrink, RoHS

## RF Cable Assemblies Technical Data Sheet

PE3C2010-100CM

### Connectors

Description	Connector 1	Connector 2
Type	4.1/9.5 Mini DIN Male	4.1/9.5 Mini DIN Female
Impedance	50 Ohms	50 Ohms
Contact Material and Plating	Brass, Silver	Brass, Silver
Dielectric Type	PTFE	PTFE
Body Material and Plating	Brass, Silver	Brass, Silver
Coupling Nut Material and Plating	Brass, Tri-Metal	
Hex Size	3/4 inch	

#### Mechanical Specification Notes:

\*All cable assemblies have a length tolerance of 1.5% or  $\pm 3/8$ ", whichever is greater.

### Environmental Specifications

#### Temperature

Operating Range -55 to +125 deg C

**Compliance Certifications** (see [product page](#) for current document)

### Plotted and Other Data

#### Notes:

- Values at 25°C, sea level.

Click the following link (or enter part number in "SEARCH" on website) to obtain additional part information including price, inventory and certifications: [4.1/9.5 Mini DIN Male to 4.1/9.5 Mini DIN Female LSZH Jacketed Low PIM Cable 100 cm Length Using SR402FLJ Low PIM Coax with HeatShrink, RoHS PE3C2010-100CM](#)



4.1/9.5 Mini DIN Male to 4.1/9.5 Mini DIN Female  
LSZH Jacketed Low PIM Cable 100 cm Length Using  
SR402FLJ Low PIM Coax with HeatShrink, RoHS

RF Cable Assemblies Technical Data Sheet

PE3C2010-100CM

**How to Order**

Part Number Configuration:

**PE3C2010**

- **xx**

**uu**

Unit of Measure:  
cm = Centimeters  
<blank> = Inches  
Length  
Base Number

Example: PE3C2010-12 = 12 inches long cable  
PE3C2010-100cm = 100 cm long cable

4.1/9.5 Mini DIN Male to 4.1/9.5 Mini DIN Female LSZH Jacketed Low PIM Cable 100 cm Length Using SR402FLJ Low PIM Coax with HeatShrink, RoHS from Pasternack Enterprises has same day shipment for domestic and International orders. Our RF, microwave and millimeter wave products maintain a 99.4% availability and are part of the broadest selection in the industry.

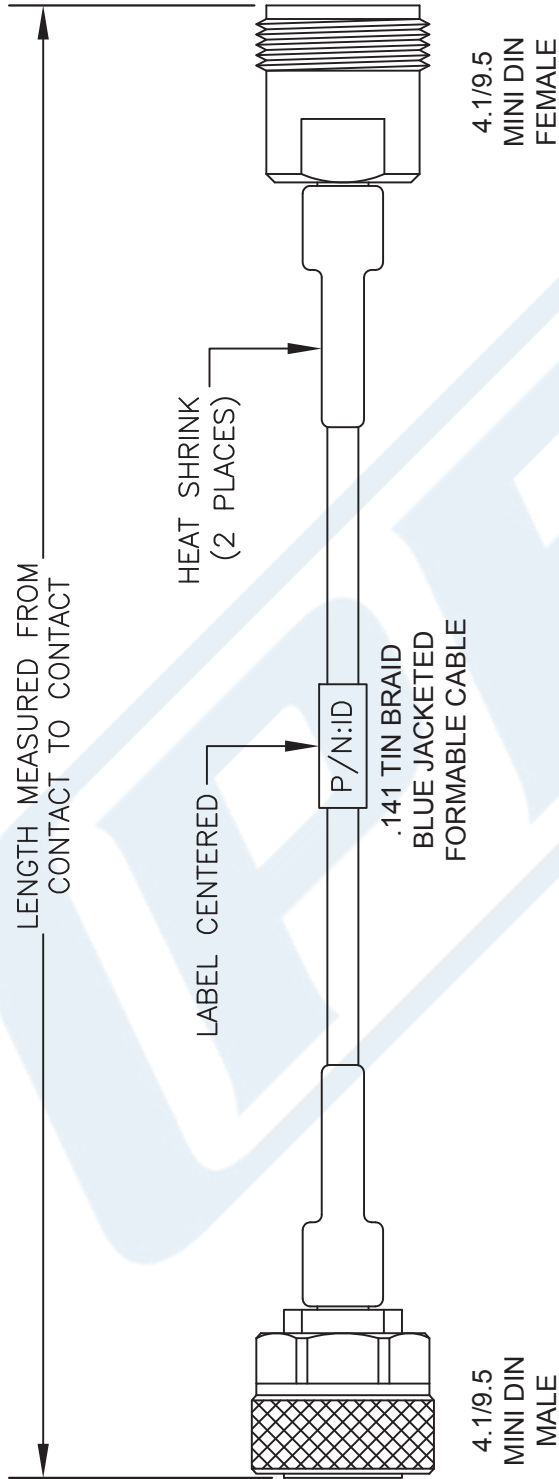
Click the following link (or enter part number in "SEARCH" on website) to obtain additional part information including price, inventory and certifications: [4.1/9.5 Mini DIN Male to 4.1/9.5 Mini DIN Female LSZH Jacketed Low PIM Cable 100 cm Length Using SR402FLJ Low PIM Coax with HeatShrink, RoHS PE3C2010-100CM](#)

URL: <https://www.pasternack.com/4.1-9.5-male-4.1-9.5-female-sr402flj-low-pim-cable-pe3c2010-100cm-p.aspx>

The information contained in this document is accurate to the best of our knowledge and representative of the part described herein. It may be necessary to make modifications to the part and/or the documentation of the part, in order to implement improvements. Pasternack reserves the right to make such changes as required. Unless otherwise stated, all specifications are nominal. Pasternack does not make any representation or warranty regarding the suitability of the part described herein for any particular purpose, and Pasternack does not assume any liability arising out of the use of any part or documentation.

# PE3C2010-100CM CAD Drawing

4.1/9.5 Mini DIN Male to 4.1/9.5 Mini DIN Female LSZH Jacketed Low PIM Cable  
100 cm Length Using SR402FLJ Low PIM Coax with HeatShrink, RoHS



**STANDARD TOLERANCES**

.X ±0.2  
.XX ±0.1  
.XXX ±0.05

\*STANDARD TOLERANCES APPLY ONLY TO DIMENSIONS IN INCHES



Pasternack Enterprises, Inc.  
P.O. Box 16759 | Irvine | CA | 92623  
Phone: (949) 261-1920 | Fax: (949) 261-7451  
Website: www.pasternack.com | E-Mail: sales@pasternack.com

DWG TITLE

**PE3C2010**

FSCM NO. 53919

NOTES:  
1. UNLESS OTHERWISE SPECIFIED ALL DIMENSIONS ARE NOMINAL.  
2. ALL SPECIFICATIONS ARE SUBJECT TO CHANGE WITHOUT NOTICE AT ANY TIME.  
3. DIMENSIONS ARE IN INCHES (mm).

CAD FILE 112816

SCALE N/A

SIZE A

41742