



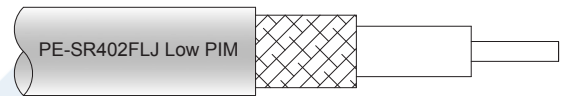
4.1/9.5 Mini DIN Male to 4.1/9.5 Mini DIN Male LSZH Jacketed Low PIM Cable Using SR402FLJ Low PIM Coax with HeatShrink

RF Cable Assemblies Technical Data Sheet

PE3C2009

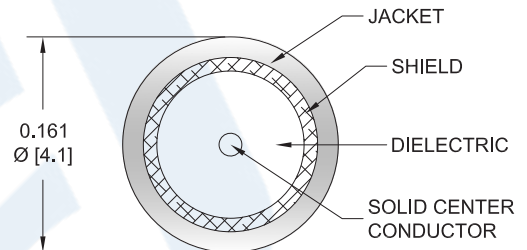
Configuration

- Connector 1: 4.1/9.5 Mini DIN Male
- Connector 2: 4.1/9.5 Mini DIN Male
- Cable Type: PE-SR402FLJ Low PIM



Features

- Max Frequency 3 GHz
- Low PIM: -160 dBc Max
- Shielding Effectivity > 100 dB
- PVC LSZH Jacket
- .141 and .250 Formable Cable
- LSZH (Low Smoke Zero Halogen) PVC Jacket
- PIM < -160 dBc for type N, 4.1/9.5 DIN, 7/16 DIN version
- PIM < -150 dBc for SMA versions
- > 100 dB RF Shielding
- DC to 3 GHz and DC to 6 GHz Configurations
- 100% PIM and RF Tested



Applications

- General Purpose
- Laboratory Use
- Low PIM Applications
- Communication Connectivity Requirements
- Low PIM Applications
- Test Equipment and Rack Systems
- Low PIM Lab Testing

Description

Pasternack's low PIM formable cable assemblies are built using high quality formable .141 and .250 inch filled braid coax. These low PIM cable assemblies offer excellent passive intermodulation performance of -160dBc (-150dBc for SMA versions) and are 100% RF and PIM tested at the time of production. Our low PIM cables use a protective low smoke zero halogen PVC jacket material and make it ideal for environments where safety and reliability is needed. There are 16 low PIM cable assembly configurations available including 4.1/9.5 Mini DIN, 7/16 DIN, type N and SMA series in 100cm and 200cm standard lengths.

Electrical Specifications

Description	Minimum	Typical	Maximum	Units
Frequency Range	DC		3	GHz
VSWR			1.2:1	
RF Shielding	100			dB
Passive Intermodulation			-160	dBc
-				

Click the following link (or enter part number in "SEARCH" on website) to obtain additional part information including price, inventory and certifications: [4.1/9.5 Mini DIN Male to 4.1/9.5 Mini DIN Male LSZH Jacketed Low PIM Cable Using SR-402FLJ Low PIM Coax with HeatShrink PE3C2009](#)



4.1/9.5 Mini DIN Male to 4.1/9.5 Mini DIN Male LSZH Jacketed
Low PIM Cable Using SR402FLJ Low PIM Coax with HeatShrink

RF Cable Assemblies Technical Data Sheet

PE3C2009

Specifications by Frequency

Description	F1	F2	F3	F4	F5	Units
Frequency	0.5	1	2	3		GHz
Insertion Loss (Typ.)	0.083	0.125	0.183	0.229		dB/ft
	0.27	0.41	0.6	0.75		dB/m
Power Handling (Max.)	440	300	220	170		W

Electrical Specification Notes:

Insertion loss does not include the loss of the connectors.
Insertion loss is estimated as $0.05 \times \sqrt{f(\text{GHz})}$ dB per connector.
Passive intermodulation is measured with two 20W tones at 1.8 GHz.

Mechanical Specifications

Cable Assembly

Weight	0.06 lbs [27.22 g]
Cable	
Cable Type	PE-SR402FLJ Low PIM
Impedance	50 Ohms
Inner Conductor Type	Solid
Inner Conductor Material and Plating	Copper, Silver
Dielectric Type	PTFE
Number of Shields	1
Outer Conductor Material and Plating	Tinned Copper Braid
Outer Conductor Diameter	0.141 in [3.58 mm]
Jacket Material	PVC LSZH
Jacket Diameter	0.161 in [4.09 mm]
Repeated Minimum Bend Radius	1.5 in [38.1 mm]

Click the following link (or enter part number in "SEARCH" on website) to obtain additional part information including price, inventory and certifications: [4.1/9.5 Mini DIN Male to 4.1/9.5 Mini DIN Male LSZH Jacketed Low PIM Cable Using SR-402FLJ Low PIM Coax with HeatShrink PE3C2009](#)



4.1/9.5 Mini DIN Male to 4.1/9.5 Mini DIN Male LSZH Jacketed
Low PIM Cable Using SR402FLJ Low PIM Coax with HeatShrink

RF Cable Assemblies Technical Data Sheet

PE3C2009

Connectors

Description	Connector 1	Connector 2
Type	4.1/9.5 Mini DIN Male	4.1/9.5 Mini DIN Male
Impedance	50 Ohms	50 Ohms
Contact Material and Plating	Brass, Silver	Brass, Silver
Dielectric Type	PTFE	PTFE
Body Material and Plating	Brass, Silver	Brass, Silver
Coupling Nut Material and Plating	Brass, Tri-Metal	Brass, Tri-Metal
Hex Size	3/4 inch	3/4 inch

Mechanical Specification Notes:

*All cable assemblies have a length tolerance of 1.5% or $\pm 3/8$ ", whichever is greater.

Environmental Specifications

Temperature

Operating Range -55 to +125 deg C

Compliance Certifications (see [product page](#) for current document)

Plotted and Other Data

Notes:

- Values at 25°C, sea level.

Click the following link (or enter part number in "SEARCH" on website) to obtain additional part information including price, inventory and certifications: [4.1/9.5 Mini DIN Male to 4.1/9.5 Mini DIN Male LSZH Jacketed Low PIM Cable Using SR-402FLJ Low PIM Coax with HeatShrink PE3C2009](#)



4.1/9.5 Mini DIN Male to 4.1/9.5 Mini DIN Male LSZH Jacketed Low PIM Cable Using SR402FLJ Low PIM Coax with HeatShrink

RF Cable Assemblies Technical Data Sheet

PE3C2009

How to Order

Part Number Configuration:

PE3C2009

- **xx**

uu

Unit of Measure:
cm = Centimeters
<blank> = Inches
Length
Base Number

Example: PE3C2009-12 = 12 inches long cable
PE3C2009-100cm = 100 cm long cable

4.1/9.5 Mini DIN Male to 4.1/9.5 Mini DIN Male LSZH Jacketed Low PIM Cable Using SR402FLJ Low PIM Coax with HeatShrink from Pasternack Enterprises has same day shipment for domestic and International orders. Our RF, microwave and millimeter wave products maintain a 99.4% availability and are part of the broadest selection in the industry.

Click the following link (or enter part number in "SEARCH" on website) to obtain additional part information including price, inventory and certifications: [4.1/9.5 Mini DIN Male to 4.1/9.5 Mini DIN Male LSZH Jacketed Low PIM Cable Using SR402FLJ Low PIM Coax with HeatShrink PE3C2009](#)

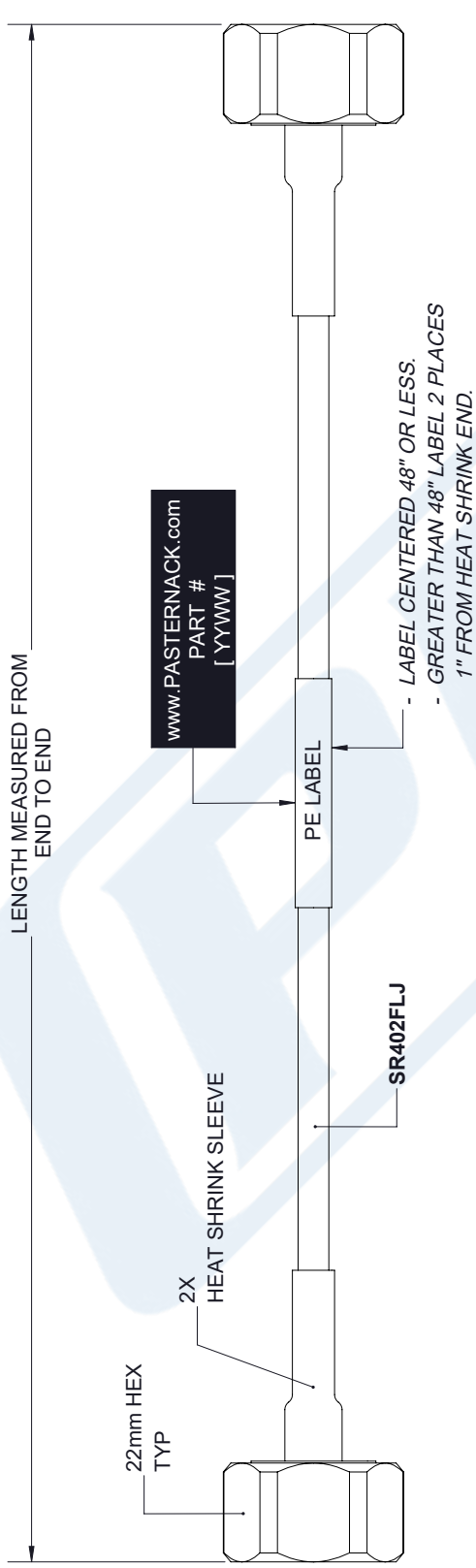
URL: <https://www.pasternack.com/4.1-9.5-male-4.1-9.5-male-sr402flj-low-pim-cable-assembly-pe3c2009-p.aspx>

The information contained in this document is accurate to the best of our knowledge and representative of the part described herein. It may be necessary to make modifications to the part and/or the documentation of the part, in order to implement improvements. Pasternack reserves the right to make such changes as required. Unless otherwise stated, all specifications are nominal. Pasternack does not make any representation or warranty regarding the suitability of the part described herein for any particular purpose, and Pasternack does not assume any liability arising out of the use of any part or documentation.

PE3C2009 CAD Drawing

4.1/9.5 Mini DIN Male to 4.1/9.5 Mini DIN Male LSZH Jacketed Low PIM Cable Using SR402FLJ Low PIM Coax with HeatShrink

REVISIONS			
REV.	DESCRIPTION	DATE	APPROVED
A	INITIAL RELEASE	08/05/19	S.ELLIS



4.1/9.5 Mini DIN
MALE

4.1/9.5 Mini DIN
MALE

<p>UNLESS OTHERWISE SPECIFIED LEADING DIMENSIONS ARE INCHES DIMENSIONS IN [] ARE MILLIMETERS</p> <p>TOLERANCES:</p> <p>X±.2 [5.08] .XX±.01 [.25] .XXX±.005 [.13]</p> <p>FRACTIONS ±.132 ANGLES ± 1°</p> <p>ALL DIMENSIONS SHOWN ARE FOR REFERENCE ONLY.</p> <p>THIRD-ANGLE PROJECTION</p>	<p>THE INFORMATION AND DESIGN IN THIS DOCUMENT IS THE PROPERTY OF PASTERNAK CORPORATION. ALL RIGHTS RESERVED.</p> <p>SHEET 1 OF 1</p> <p>SCALE N/A</p>

(PE) PASTERNAK
an INFINITO brand

Pasternack Enterprises, Inc.
P.O. Box 16759, Irvine, CA 92623.
Phone: 1.949.261.1920 | 1.866.727.8376
Fax: 1.949.261.7451
www.pasternack.com | e-mail: sales@pasternack.com

THESE COMMODITIES, TECHNOLOGY OR SOFTWARE WERE EXPORTED FROM THE UNITED STATES IN ACCORDANCE WITH THE EXPORT ADMINISTRATION REGULATIONS. DIVERSION CONTRARY TO U.S. LAW PROHIBITED.