



## SMA Male Right Angle to TNC Male Low Loss Cable 200 cm Length Using PE-P142LL Coax, RoHS

### RF Cable Assemblies Technical Data Sheet

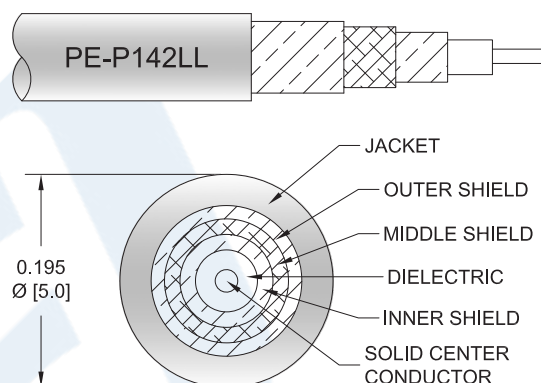
PE3C1179-200CM

#### Configuration

- Connector 1: SMA Male Right Angle
- Connector 2: TNC Male
- Cable Type: PE-P142LL

#### Features

- 83% Velocity of Propagation
- Shielding effectiveness > 95 dB
- Maximum VSWR is < 1.45:1 to 18 GHz
- Minimum Bend Radius of 1 Inch
- Operating Temperature range of -55 to +125°C
- ROHS and REACH Compliant
- Same day shipment of customs lengths



#### Description

The PE3C1179 series high performance test cable's 0.195 inch diameter and 83% phase velocity offer very low loss performance up to 18 GHz. The durable stainless steel connectors and FEP jacket provide a cost effective design ideal for test environments where a rugged cable assembly is required. The series is offered with Type N, TNC, and SMA connectors all rated to 18 GHz. A heavy duty boot provides improved strain relief and adds to the durability of the cable assemblies. These cable assemblies are built using a double shielded flexible cable, providing excellent shielding effectiveness of greater than 95 dB. All PE3C1179 cable assemblies are 100% Continuity, Hi-POT, and RF tested to published specifications. Custom lengths are built to order and shipped same day.

#### Electrical Specifications

Description	Minimum	Typical	Maximum	Units
Frequency Range	DC		18	GHz
VSWR			1.45:1	
Return Loss	14.72			dB
Velocity of Propagation		83		%
RF Shielding	95			dB
Capacitance		25 [82.02]		pF/ft [pF/m]

Click the following link (or enter part number in "SEARCH" on website) to obtain additional part information including price, inventory and certifications: [SMA Male Right Angle to TNC Male Low Loss Cable 200 cm Length Using PE-P142LL Coax, RoHS PE3C1179-200CM](#)



## SMA Male Right Angle to TNC Male Low Loss Cable 200 cm Length Using PE-P142LL Coax, RoHS

### RF Cable Assemblies Technical Data Sheet

PE3C1179-200CM

#### Specifications by Frequency

Description	F1	F2	F3	F4	F5	Units
Frequency	1	2	4.5	9	18	GHz
Insertion Loss (Max.)	1.1	1.3	1.7	2.3	3	dB
Insertion Loss (Typ.)	0.88	1.07	1.46	1.92	2.57	dB

#### Mechanical Specifications

##### Cable Assembly

Length	78.74 in [200 cm]
Diameter	0.63 in [16 mm]

##### Cable

Cable Type	PE-P142LL
Impedance	50 Ohms
Inner Conductor Type	Solid
Inner Conductor Material and Plating	Copper, Silver
Dielectric Type	PTFE
Number of Shields	3
Shield Layer 1	Silver Plated Copper Tape
Shield Layer 2	Aluminum Polyester
Shield Layer 3	Silver Plated Copper Wire
Jacket Material	FEP, Green
Jacket Diameter	0.195 in [4.95 mm]

One Time Minimum Bend Radius	1 in [25.4 mm]
------------------------------	----------------

Click the following link (or enter part number in "SEARCH" on website) to obtain additional part information including price, inventory and certifications: [SMA Male Right Angle to TNC Male Low Loss Cable 200 cm Length Using PE-P142LL Coax, RoHS PE3C1179-200CM](#)



SMA Male Right Angle to TNC Male Low Loss Cable  
200 cm Length Using PE-P142LL Coax, RoHS

RF Cable Assemblies Technical Data Sheet

PE3C1179-200CM

**Connectors**

Description	Connector 1	Connector 2
Type	SMA Male Right Angle	TNC Male
Specification	MIL-PRF-39012	MIL-STD-348
Impedance	50 Ohms	50 Ohms
Contact Material and Plating	Beryllium Copper, Gold	Beryllium Copper, Gold
Contact Plating Specification	ASTM-B488, 50µ In. Minimum	ASTM-B488, 50µ In. Minimum
Dielectric Type	PTFE	PEI
Outer Conductor Material and Plating	Passivated Stainless Steel	Passivated Stainless Steel
Outer Conductor Plating Specification	SAE-AMS-2700	SAE-AMS-2701
Coupling Nut Material and Plating	Passivated Stainless Steel	Passivated Stainless Steel
Coupling Nut Plating Specification	SAE-AMS-2700	SAE-AMS-2701
Hex Size	5/16 Inch	9/16 Inch
Torque	8 in-lbs [0.9 Nm]	
Body Material and Plating	Passivated Stainless Steel	Passivated Stainless Steel
Body Plating Specification	SAE-AMS-2700	SAE-AMS-2701

**Environmental Specifications**

**Temperature**

Operating Range -55 to +125 deg C

**Compliance Certifications** (visit [www.Pasternack.com](http://www.Pasternack.com) for current document)

RoHS Compliant Yes  
REACH Compliant 12/17/2015

**Plotted and Other Data**

Notes:

- Values at 25°C, sea level.

Click the following link (or enter part number in "SEARCH" on website) to obtain additional part information including price, inventory and certifications: [SMA Male Right Angle to TNC Male Low Loss Cable 200 cm Length Using PE-P142LL Coax, RoHS PE3C1179-200CM](#)



SMA Male Right Angle to TNC Male Low Loss Cable  
200 cm Length Using PE-P142LL Coax, RoHS

RF Cable Assemblies Technical Data Sheet

PE3C1179-200CM

**How to Order**

Part Number Configuration:

**PE3C1179**

**- xx**

**uu**

Unit of Measure:  
cm = Centimeters  
<blank> = Inches  
Length  
Base Number

Example: PE3C1179-12 = 12 inches long cable  
PE3C1179-100cm = 100 cm long cable

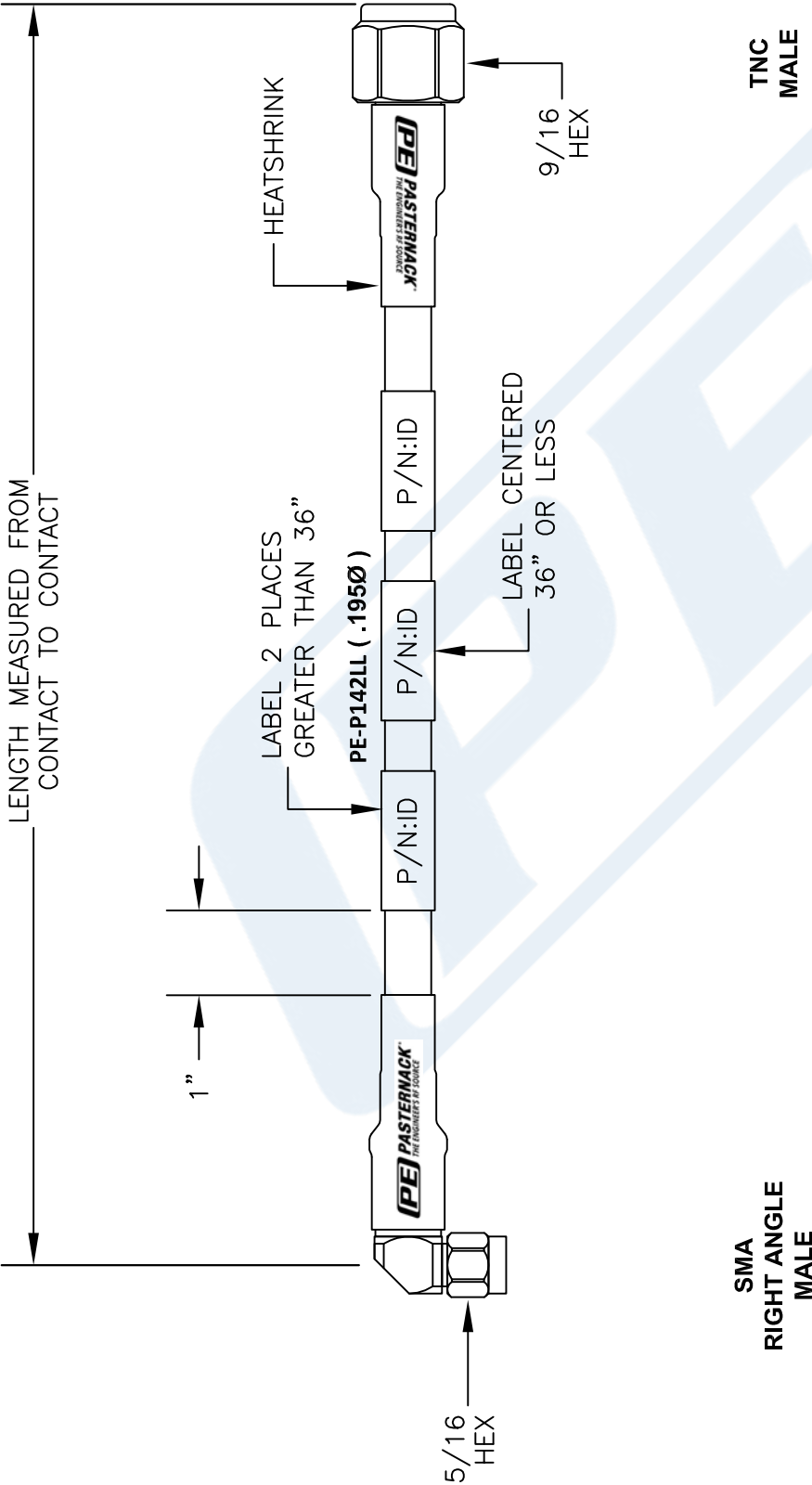
SMA Male Right Angle to TNC Male Low Loss Cable 200 cm Length Using PE-P142LL Coax, RoHS from Pasternack Enterprises has same day shipment for domestic and International orders. Our RF, microwave and millimeter wave products maintain a 99% availability and are part of the broadest selection in the industry.

Click the following link (or enter part number in "SEARCH" on website) to obtain additional part information including price, inventory and certifications: [SMA Male Right Angle to TNC Male Low Loss Cable 200 cm Length Using PE-P142LL Coax, RoHS PE3C1179-200CM](https://www.pasternack.com/sma-male-tnc-male-pe-p142ll-cable-assembly-pe3c1179-200cm-p.aspx)


URL: <https://www.pasternack.com/sma-male-tnc-male-pe-p142ll-cable-assembly-pe3c1179-200cm-p.aspx>

The information contained in this document is accurate to the best of our knowledge and representative of the part described herein. It may be necessary to make modifications to the part and/or the documentation of the part, in order to implement improvements. Pasternack reserves the right to make such changes as required. Unless otherwise stated, all specifications are nominal. Pasternack does not make any representation or warranty regarding the suitability of the part described herein for any particular purpose, and Pasternack does not assume any liability arising out of the use of any part or documentation.

**PE3C1179-200CM CAD Drawing**  
SMA Male Right Angle to TNC Male Low Loss Cable  
200 cm Length Using PE-P142LL Coax, RoHS



How To Order		Part # Ext.	Length In Inches	Part # Ext.	Length In Centimeters
<div>Part Number Configuration</div> <div>PE3zzzzz <div><div>YV</div> - <div>xx</div> <div>uu</div></div></div> <div>LF = RoHS Compliant &lt; Blank &gt; = Standard</div> <div>Note: LF applies only to RF cables</div>	<div>Examples</div> <div>PE3000LF-100</div> <div>PE3000-100</div> <div>PE3000LF-100CM</div> <div>PE3000-100CM</div> <div>CM = Centimeters &lt; Blank &gt; = Inches</div> <div>Length</div>	-12	12"	-25CM	25Cm
		-24	24"	-50CM	50Cm
		-36	36"	-75CM	75Cm
		-48	48"	-100CM	100Cm
		-60	60"	-125CM	125Cm
				-xx	Custom Length



**PASTERNAK®**  
THE ENGINEER'S RF SOURCE  
Pasternack Enterprises, Inc.  
P.O. Box 16759 | Irvine | CA | 92623  
Phone: (949) 261-1920 | Fax: (949) 261-7451  
Website: www.pasternack.com | E-Mail: sales@pasternack.com

DWG TITLE

**PE3C1179**

NOTES:

- UNLESS OTHERWISE SPECIFIED ALL DIMENSIONS ARE NOMINAL.
- ALL SPECIFICATIONS ARE SUBJECT TO CHANGE WITHOUT NOTICE AT ANY TIME.
- DIMENSIONS ARE IN INCHES [mm].
- LENGTH TOLERANCE IS ± 1.5% OR 3/8", WHICHEVER IS GREATER.

FSCM NO. 53919

CAD FILE 120214

SCALE N/A

SIZE A

150