



## SMP Female to SMP Female Cable 60 Inch Length Using PE-P047 Coax

### RF Cable Assemblies Technical Data Sheet

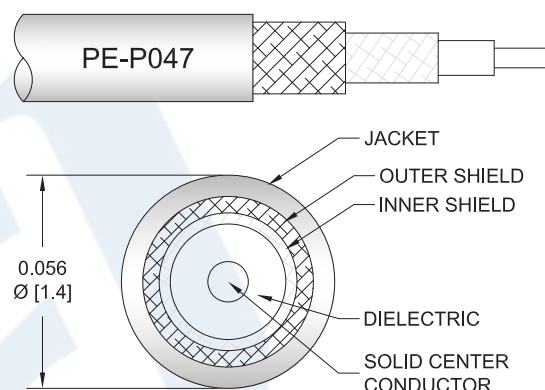
PE3C0757-60

#### Configuration

- Connector 1: SMP Female
- Connector 2: SMP Female
- Cable Type: PE-P047

#### Features

- Max Frequency 18 GHz
- Shielding Effectivity > 90 dB
- 70% Phase Velocity
- Double Shielded
- FEP Jacket



#### Applications

- General Purpose
- Laboratory Use

#### Description

Pasternack's PE3C0757-60 SMP female to SMP female 60 inch cable using PE-P047 coax is part of our full line of RF components available for same-day shipping. Pasternack's flexible RF cable assemblies are ideal for applications where tight bends and flexure are required. This Pasternack SMP to SMP cable assembly has a female to female gender configuration with 50 ohm flexible PE-P047 coax. The PE3C0757-60 SMP female to SMP female cable assembly operates to 18 GHz. The double shielding of this Pasternack cable assembly provides excellent shielding effectiveness of better than 90 dB.

Custom versions of most RF cable assemblies can be built and shipped same day. Custom cable assembly lengths can be obtained by specifying the desired length on the web site at time of order or by contacting a sales representative. Other available RF cable assembly value added services include connector orientation or clocking, heat shrink booting and custom labeling. RF testing can also be performed to document the electrical performance of your cable assembly.

#### Electrical Specifications

Description	Minimum	Typical	Maximum	Units
Frequency Range	DC		18	GHz
VSWR			1.5:1	
Velocity of Propagation		70		%
RF Shielding	90			dB
Capacitance		29 [95.14]		pF/ft [pF/m]

Click the following link (or enter part number in "SEARCH" on website) to obtain additional part information including price, inventory and certifications: [SMP Female to SMP Female Cable 60 Inch Length Using PE-P047 Coax PE3C0757-60](#)



## SMP Female to SMP Female Cable 60 Inch Length Using PE-P047 Coax

### RF Cable Assemblies Technical Data Sheet

PE3C0757-60

#### Specifications by Frequency

Description	F1	F2	F3	F4	F5	Units
Frequency	1	2	4.5	9	18	GHz
Insertion Loss (Max.)	1.95	2.8	4.45	6.45	9.2	dB

#### Electrical Specification Notes:

The Insertion Loss data above is based on the performance specifications of the coax used in this assembly. The Insertion Loss includes an estimated insertion loss of 0.2dB of connector loss.

#### Mechanical Specifications

##### Cable Assembly

Length*	60 in [152.4 cm]
Diameter	0.134 in [3.4 mm]

##### Cable

Cable Type	PE-P047
Impedance	50 Ohms
Inner Conductor Type	Solid
Inner Conductor Material and Plating	Copper, Silver
Dielectric Type	FEP
Number of Shields	2
Shield Layer 1	Silver Plated Copper Tape
Shield Layer 2	Silver Plated Copper Braid
Jacket Material	FEP, Blue
Jacket Diameter	0.056 in [1.42 mm]
One Time Minimum Bend Radius	0.2 in [5.08 mm]
Repeated Minimum Bend Radius	0.4 in [10.16 mm]

Click the following link (or enter part number in "SEARCH" on website) to obtain additional part information including price, inventory and certifications: [SMP Female to SMP Female Cable 60 Inch Length Using PE-P047 Coax PE3C0757-60](#)



SMP Female to SMP Female Cable 60 Inch  
Length Using PE-P047 Coax

RF Cable Assemblies Technical Data Sheet

PE3C0757-60

**Connectors**

Description	Connector 1	Connector 2
Type	SMP Female	SMP Female
Specification	DESC 94008	DESC 94008
Impedance	50 Ohms	50 Ohms
Contact Material and Plating	Beryllium Copper, Gold	Beryllium Copper, Gold
Contact Plating Specification	MIL-G-45204	MIL-G-45204
Dielectric Type	PTFE	PTFE
Body Material and Plating	Beryllium Copper, Gold	Beryllium Copper, Gold
Body Plating Specification	MIL-G-45204	MIL-G-45204

Mechanical Specification Notes:

\*All cable assemblies have a length tolerance of 1.5% or  $\pm 3/8"$ , whichever is greater.

**Environmental Specifications**

**Temperature**

Operating Range -65 to +165 deg C

**Compliance Certifications** (see [product page](#) for current document)

**Plotted and Other Data**

Notes:

- Values at 25°C, sea level.

Click the following link (or enter part number in "SEARCH" on website) to obtain additional part information including price, inventory and certifications: [SMP Female to SMP Female Cable 60 Inch Length Using PE-P047 Coax PE3C0757-60](#)

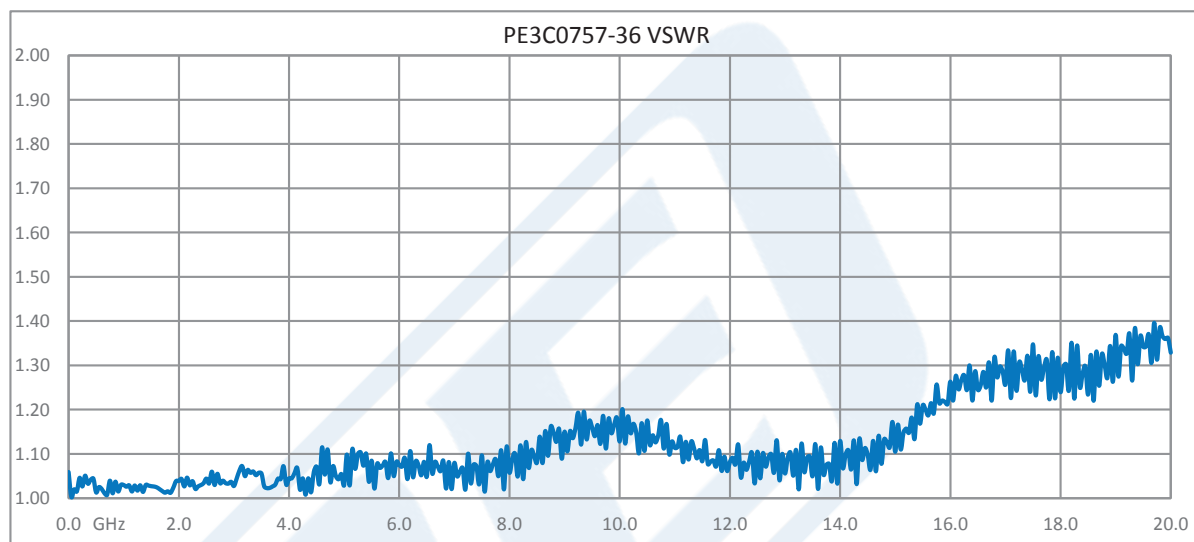


SMP Female to SMP Female Cable 60 Inch  
Length Using PE-P047 Coax

RF Cable Assemblies Technical Data Sheet

PE3C0757-60

Typical Performance Data



Click the following link (or enter part number in "SEARCH" on website) to obtain additional part information including price, inventory and certifications: [SMP Female to SMP Female Cable 60 Inch Length Using PE-P047 Coax PE3C0757-60](#)



## SMP Female to SMP Female Cable 60 Inch Length Using PE-P047 Coax

### RF Cable Assemblies Technical Data Sheet

PE3C0757-60

#### How to Order

Part Number Configuration:

**PE3C0757**

- **xx**

**uu**

Unit of Measure:  
cm = Centimeters  
<blank> = Inches  
Length  
Base Number

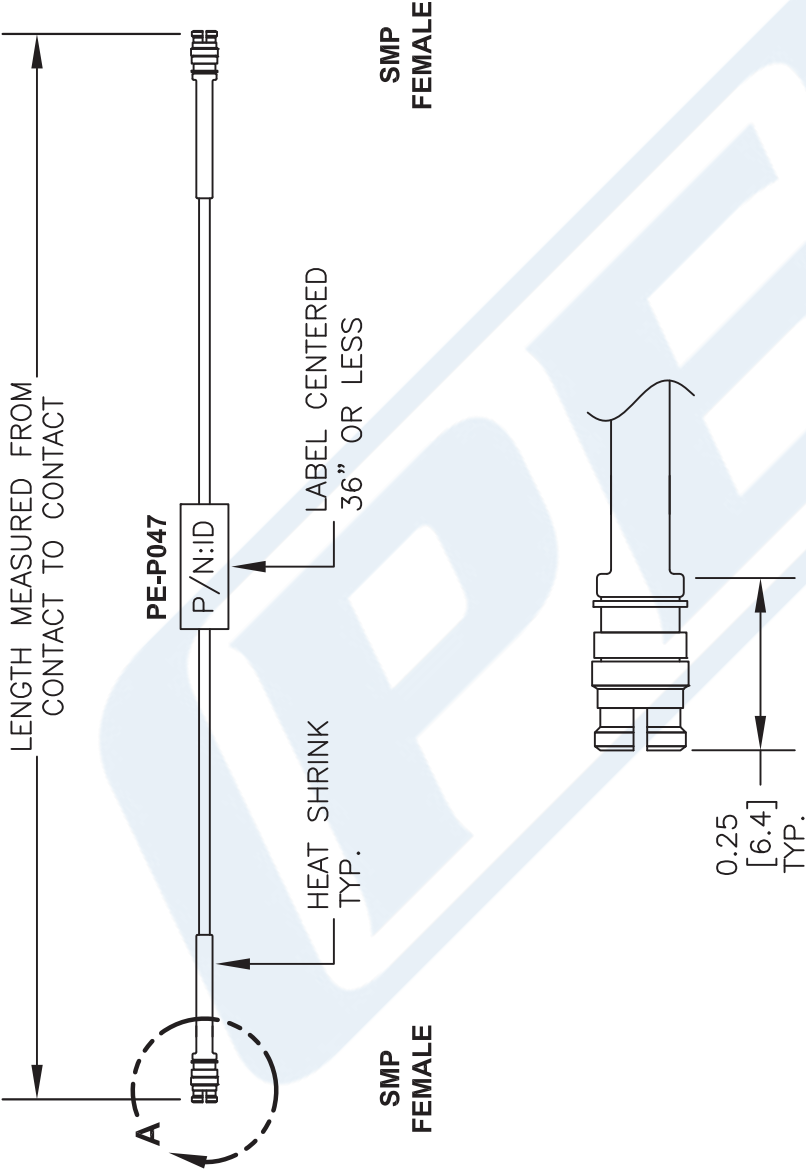
Example: PE3C0757-12 = 12 inches long cable  
PE3C0757-100cm = 100 cm long cable

SMP Female to SMP Female Cable 60 Inch Length Using PE-P047 Coax from Pasternack Enterprises has same day shipment for domestic and International orders. Our RF, microwave and millimeter wave products maintain a 99.4% availability and are part of the broadest selection in the industry.

Click the following link (or enter part number in "SEARCH" on website) to obtain additional part information including price, inventory and certifications: [SMP Female to SMP Female Cable 60 Inch Length Using PE-P047 Coax PE3C0757-60](#)

URL: <https://www.pasternack.com/smp-female-smp-female-pe-p047-cable-assembly-pe3c0757-60-p.aspx>

The information contained in this document is accurate to the best of our knowledge and representative of the part described herein. It may be necessary to make modifications to the part and/or the documentation of the part, in order to implement improvements. Pasternack reserves the right to make such changes as required. Unless otherwise stated, all specifications are nominal. Pasternack does not make any representation or warranty regarding the suitability of the part described herein for any particular purpose, and Pasternack does not assume any liability arising out of the use of any part or documentation.



How To Order		Part # Ext.	Length In Inches	Part # Ext.	Length In Centimeters
Part Number Configuration		Examples			
PE3 <input type="text" value="zzz"/> <input type="text" value="yy"/> - <input type="text" value="xx"/> <input type="text" value="uu"/>		-12	12"	-25CM	25Cm
		-24	24"	-50CM	50Cm
		-36	36"	-75CM	75Cm
		-48	48"	-100CM	100Cm
		-60	60"	-125CM	125Cm
00 - 99999					
LF = RoHS Compliant					
< Blank > = Standard					
Note: LF applies only to RF cables					
		-xx	Custom Length	-xxCM	Custom Length

PE3 PASTERNAK®

THE ENGINEER'S RF SOURCE

Pasternack Enterprises, Inc.

P.O. Box 16759 | Irvine | CA | 92623

Phone: (949) 261-1920 | Fax: (949) 261-7451

Website: www.pasternack.com | E-Mail: sales@pasternack.com

DWG TITLE

PE3C0757

NOTES:

1. UNLESS OTHERWISE SPECIFIED ALL DIMENSIONS ARE NOMINAL.

2. ALL SPECIFICATIONS ARE SUBJECT TO CHANGE WITHOUT NOTICE AT ANY TIME.

3. DIMENSIONS ARE IN INCHES [mm].

4. LENGTH TOLERANCE IS ± 1.5% OR 3/8", WHICHEVER IS GREATER.

FSCM NO. 53919

CAD FILE 030614

SCALE N/A

SIZE A

2233