



## N Male to N Male Cable Using LMR-400-UF Coax

### RF Cable Assemblies Technical Data Sheet

PE3C0218

#### Configuration

- Connector 1: N Male
- Connector 2: N Male
- Cable Type: LMR-400-UF

#### Features

- Max Frequency 5.8 GHz
- Shielding Effectivity > 90 dB
- 85% Phase Velocity
- Double Shielded
- TPE Jacket

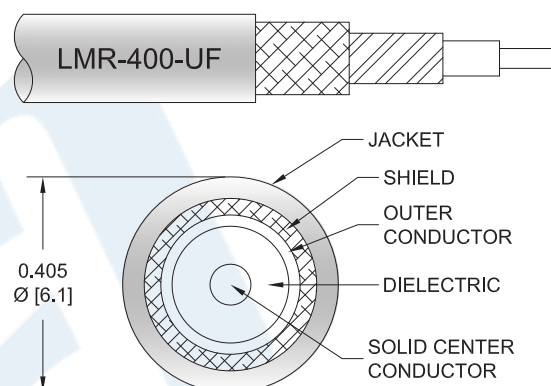
#### Applications

- General Purpose
- Laboratory Use

#### Description

Pasternack's PE3C0218 type N male to type N male cable using LMR-400-UF coax is part of our full line of RF components available for same-day shipping. Pasternack's flexible RF cable assemblies are ideal for applications where tight bends and flexure are required. This Pasternack type N to type N cable assembly has a male to male gender configuration with 50 ohm flexible LMR-400-UF coax. The PE3C0218 type N male to type N male cable assembly operates to 5.8 GHz. The double shielding of this Pasternack cable assembly provides excellent shielding effectiveness of better than 90 dB.

Custom versions of most RF cable assemblies can be built and shipped same day. Custom cable assembly lengths can be obtained by specifying the desired length on the web site at time of order or by contacting a sales representative. Other available RF cable assembly value added services include connector orientation or clocking, heat shrink booting and custom labeling. RF testing can also be performed to document the electrical performance of your cable assembly.



Click the following link (or enter part number in "SEARCH" on website) to obtain additional part information including price, inventory and certifications: [N Male to N Male Cable Using LMR-400-UF Coax PE3C0218](#)



## N Male to N Male Cable Using LMR-400-UF Coax

### RF Cable Assemblies Technical Data Sheet

PE3C0218

#### Electrical Specifications

| Description                   | Minimum | Typical      | Maximum | Units           |
|-------------------------------|---------|--------------|---------|-----------------|
| Frequency Range               | DC      |              | 5.8     | GHz             |
| VSWR                          |         |              | 1.4:1   |                 |
| Velocity of Propagation       |         | 85           |         | %               |
| RF Shielding                  | 90      |              |         | dB              |
| Group Delay                   |         | 1.2 [3.94]   |         | ns/ft [ns/m]    |
| Capacitance                   |         | 23.9 [78.41] |         | pF/ft [pF/m]    |
| Inductance                    |         | 0.06 [0.2]   |         | uH/ft [uH/m]    |
| DC Resistance Inner Conductor |         | 1.07 [3.51]  |         | Ω/1000ft [Ω/Km] |
| DC Resistance Outer Conductor |         | 1.65 [5.41]  |         | Ω/1000ft [Ω/Km] |
| Jacket Spark                  |         |              | 8,000   | Vrms            |

#### Specifications by Frequency

| Description           | F1   | F2   | F3   | F4   | F5   | Units |
|-----------------------|------|------|------|------|------|-------|
| Frequency             | 0.25 | 0.5  | 1    | 2.5  | 5.8  | GHz   |
| Insertion Loss (Max.) | 0.02 | 0.04 | 0.05 | 0.08 | 0.13 | dB/ft |
|                       | 0.07 | 0.13 | 0.16 | 0.26 | 0.43 | dB/m  |

#### Electrical Specification Notes:

Insertion Loss does not include the loss of the connectors. Insertion Loss is estimated as 0.2dB connector loss.

#### Mechanical Specifications

##### Cable Assembly

Diameter 0.787 in [19.99 mm]

Weight 0.164 lbs [74.39 g]

##### Cable

Cable Type LMR-400-UF

Impedance 50 Ohms

Inner Conductor Type Stranded

Inner Conductor Material and Plating Copper

Dielectric Type PE (F)

Number of Shields 2

Shield Layer 1 Aluminum Tape

Shield Layer 2 Tinned Copper Braid

Click the following link (or enter part number in "SEARCH" on website) to obtain additional part information including price, inventory and certifications: [N Male to N Male Cable Using LMR-400-UF Coax PE3C0218](#)



## N Male to N Male Cable Using LMR-400-UF Coax

### RF Cable Assemblies Technical Data Sheet

PE3C0218

|                              |                        |
|------------------------------|------------------------|
| Jacket Material              | TPE, Black             |
| Jacket Diameter              | 0.405 in [10.29 mm]    |
| One Time Minimum Bend Radius | 1 in [25.4 mm]         |
| Repeated Minimum Bend Radius | 4 in [101.6 mm]        |
| Bending Moment               | 0.38 lbs-ft [0.52 N-m] |
| Flat Plate Crush             | 20 lbs/in [0.36 Kg/mm] |
| Tensile Strength             | 160 lbs [72.57 Kg]     |

#### Connectors

| Description                        | Connector 1      | Connector 2      |
|------------------------------------|------------------|------------------|
| Type                               | N Male           | N Male           |
| Specification                      | MIL-STD-348A     | MIL-STD-348A     |
| Impedance                          | 50 Ohms          | 50 Ohms          |
| Contact Material and Plating       | Brass, Silver    | Brass, Silver    |
| Contact Plating Specification      | 70µ in. minimum  | 70µ in. minimum  |
| Dielectric Type                    | Teflon           | Teflon           |
| Body Material and Plating          | Brass, Nickel    | Brass, Nickel    |
| Body Plating Specification         | 100µ in. minimum | 100µ in. minimum |
| Coupling Nut Material and Plating  | Brass, Nickel    | Brass, Nickel    |
| Coupling Nut Plating Specification | 100µ in. minimum | 100µ in. minimum |

#### Mechanical Specification Notes:

\*All cable assemblies have a length tolerance of 1.5% or  $\pm 3/8$ ", whichever is greater.

#### Compliance Certifications (see [product page](#) for current document)

#### Plotted and Other Data

Notes:

Click the following link (or enter part number in "SEARCH" on website) to obtain additional part information including price, inventory and certifications: [N Male to N Male Cable Using LMR-400-UF Coax PE3C0218](#)

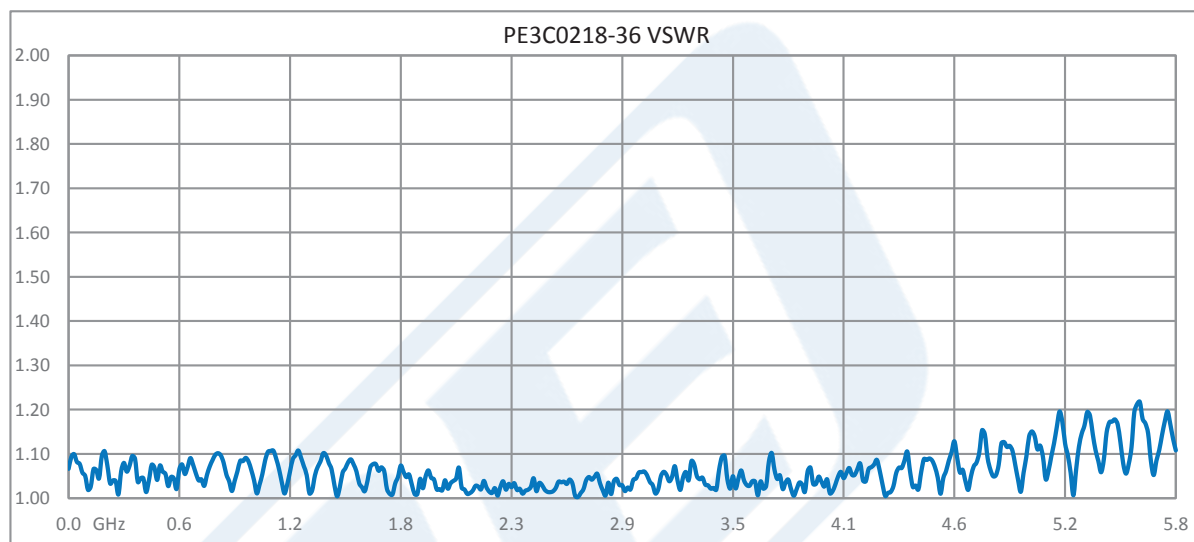


## N Male to N Male Cable Using LMR-400-UF Coax

### RF Cable Assemblies Technical Data Sheet

PE3C0218

#### Typical Performance Data



Click the following link (or enter part number in "SEARCH" on website) to obtain additional part information including price, inventory and certifications: [N Male to N Male Cable Using LMR-400-UF Coax PE3C0218](#)



## N Male to N Male Cable Using LMR-400-UF Coax

### RF Cable Assemblies Technical Data Sheet

PE3C0218

#### How to Order

Part Number Configuration:

**PE3C0218**

- **xx**

**uu**

Unit of Measure:  
cm = Centimeters  
<blank> = Inches  
Length  
Base Number

Example: PE3C0218-12 = 12 inches long cable  
PE3C0218-100cm = 100 cm long cable

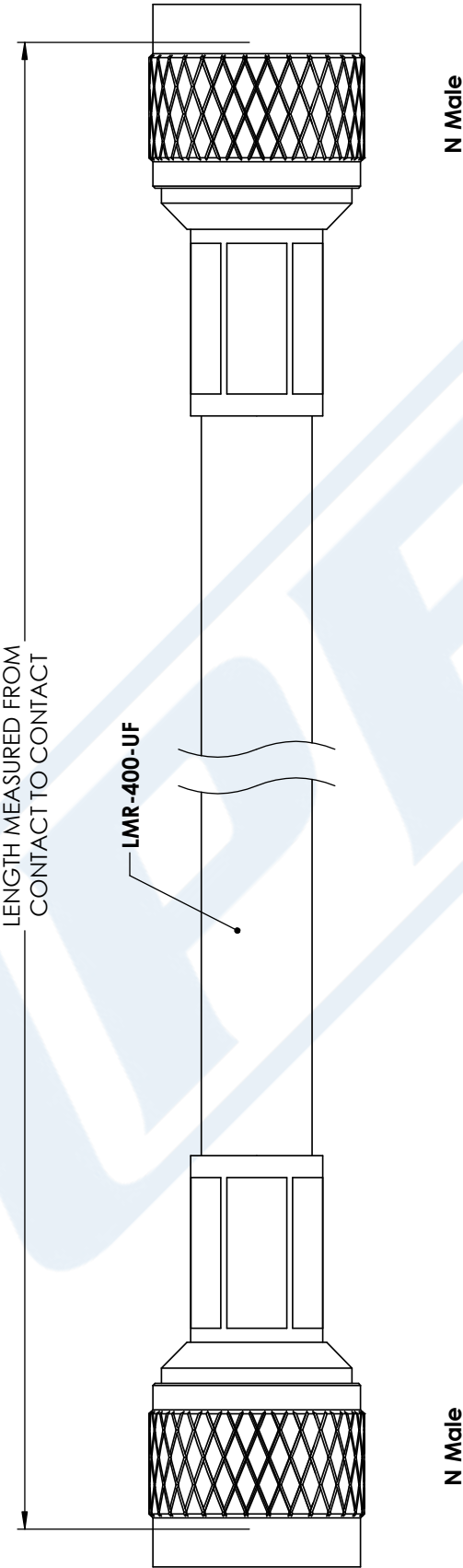
N Male to N Male Cable Using LMR-400-UF Coax from Pasternack Enterprises has same day shipment for domestic and International orders. Our RF, microwave and millimeter wave products maintain a 99.4% availability and are part of the broadest selection in the industry.

Click the following link (or enter part number in "SEARCH" on website) to obtain additional part information including price, inventory and certifications: [N Male to N Male Cable Using LMR-400-UF Coax PE3C0218](#)

URL: <https://www.pasternack.com/n-male-n-male-lmr400uf-cable-assembly-pe3c0218-p.aspx>

The information contained in this document is accurate to the best of our knowledge and representative of the part described herein. It may be necessary to make modifications to the part and/or the documentation of the part, in order to implement improvements. Pasternack reserves the right to make such changes as required. Unless otherwise stated, all specifications are nominal. Pasternack does not make any representation or warranty regarding the suitability of the part described herein for any particular purpose, and Pasternack does not assume any liability arising out of the use of any part or documentation.

PE3C0218 CAD Drawing  
N Male to N Male Cable Using LMR-400-UF Coax



| STANDARD TOLERANCES |
|---------------------|
| .X ±0.2             |
| .XX ±0.01           |
| .XXX ±0.005         |

\*STANDARD TOLERANCES APPLY ONLY TO DIMENSIONS IN INCHES

**PE PASTERNAK®**  
THE ENGINEER'S RF SOURCE  
Pasternack Enterprises, Inc.  
P.O. Box 16759 | Irvine | CA | 92623  
Phone: (949) 261-1920 | Fax: (949) 261-7451  
Website: [www.pasternack.com](http://www.pasternack.com) | E-Mail: [sales@pasternack.com](mailto:sales@pasternack.com)

DWG TITLE  
PE3C0218

CAGE CODE 53919

NOTES:  
1. UNLESS OTHERWISE SPECIFIED ALL DIMENSIONS ARE NOMINAL.  
2. ALL SPECIFICATIONS ARE SUBJECT TO CHANGE WITHOUT NOTICE AT ANY TIME.  
3. DIMENSIONS ARE IN INCHES [mm].

CAD FILE 09/25/18

SCALE N/A

SIZE A

CN2245