



N Male to N Male Cable Using LMR-400 Coax And Times Connectors

RF Cable Assemblies Technical Data Sheet

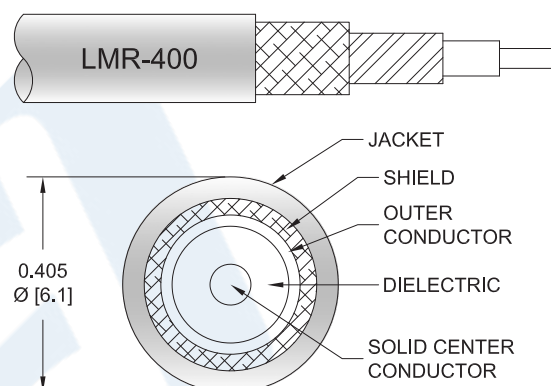
PE3C0105

Configuration

- Connector 1: N Male
- Connector 2: N Male
- Cable Type: LMR-400

Features

- Max Frequency 6 GHz
- Shielding Effectivity > 90 dB
- 85% Phase Velocity
- Double Shielded
- PE Jacket



Applications

- General Purpose
- Laboratory Use

Description

Pasternack's PE3C0105 type N male to type N male cable using LMR-400 coax is part of our full line of RF components available for same-day shipping. Pasternack's flexible RF cable assemblies are ideal for applications where tight bends and flexure are required. This Pasternack type N to type N cable assembly has a male to male gender configuration with 50 ohm flexible LMR-400 coax. The PE3C0105 type N male to type N male cable assembly operates to 6 GHz. The double shielding of this Pasternack cable assembly provides excellent shielding effectiveness of better than 90 dB.

Custom versions of most RF cable assemblies can be built and shipped same day. Custom cable assembly lengths can be obtained by specifying the desired length on the web site at time of order or by contacting a sales representative. Other available RF cable assembly value added services include connector orientation or clocking, heat shrink booting and custom labeling. RF testing can also be performed to document the electrical performance of your cable assembly.

Click the following link (or enter part number in "SEARCH" on website) to obtain additional part information including price, inventory and certifications: [N Male to N Male Cable Using LMR-400 Coax And Times Connectors PE3C0105](#)



N Male to N Male Cable Using LMR-400 Coax And Times Connectors

RF Cable Assemblies Technical Data Sheet

PE3C0105

Electrical Specifications

Description	Minimum	Typical	Maximum	Units
Frequency Range	DC		6	GHz
VSWR			1.4:1	
Velocity of Propagation		85		%
RF Shielding	90			dB
Group Delay		1.2 [3.94]		ns/ft [ns/m]
Capacitance		23.9 [78.41]		pF/ft [pF/m]
Inductance		0.06 [0.2]		uH/ft [uH/m]
DC Resistance Inner Conductor		1.39 [4.56]		Ω/1000ft [Ω/Km]
DC Resistance Outer Conductor		1.65 [5.41]		Ω/1000ft [Ω/Km]
Jacket Spark			8,000	Vrms

Specifications by Frequency

Description	F1	F2	F3	F4	F5	Units
Frequency	0.25	0.5	1	2.5	6	GHz
Insertion Loss (Typ.)	0.22	0.228	0.241	0.268		dB/ft
	0.72	0.75	0.79	0.88		dB/m
VSWR (Max.)	1.4:1	1.4:1	1.4:1	1.4:1	1.4:1	
Return Loss (Max.)	15.56	15.563	15.563	15.563	15.563	dB

Mechanical Specifications

Cable Assembly

Diameter 0.81 in [20.57 mm]

Weight 0.0917 lbs [41.59 g]

Cable

Cable Type LMR-400
Impedance 50 Ohms
Inner Conductor Type Solid
Inner Conductor Material and Plating Copper Clad Aluminum
Dielectric Type PE (F)
Number of Shields 2
Shield Layer 1 Aluminum Tape
Shield Layer 2 Tinned Copper Braid

Click the following link (or enter part number in "SEARCH" on website) to obtain additional part information including price, inventory and certifications: [N Male to N Male Cable Using LMR-400 Coax And Times Connectors PE3C0105](#)



N Male to N Male Cable Using LMR-400 Coax And Times Connectors

RF Cable Assemblies Technical Data Sheet

PE3C0105

Jacket Material	PE, Black
Jacket Diameter	0.405 in [10.29 mm]
One Time Minimum Bend Radius	1 in [25.4 mm]
Repeated Minimum Bend Radius	4 in [101.6 mm]
Bending Moment	0.5 lbs-ft [0.68 N-m]
Flat Plate Crush	40 lbs/in [0.71 Kg/mm]
Tensile Strength	160 lbs [72.57 Kg]

Connectors

Description	Connector 1	Connector 2
Type	N Male	N Male
Impedance	50 Ohms	50 Ohms
Contact Material and Plating	Beryllium Copper, Gold	Beryllium Copper, Gold
Contact Plating Specification	1.27 μ m minimum	1.27 μ m minimum
Dielectric Type	PTFE	PTFE
Body Material and Plating	Brass, Tri-Metal	Brass, Tri-Metal
Body Plating Specification	2 μ m minimum	2 μ m minimum
Coupling Nut Material and Plating	Brass, Tri-Metal	Brass, Tri-Metal
Coupling Nut Plating Specification	2 μ m minimum	2 μ m minimum
Hex Size	20.57 mm	20.57 mm
Torque	44 in-lbs [4.97 Nm]	44 in-lbs [4.97 Nm]

Compliance Certifications (see [product page](#) for current document)

Plotted and Other Data

Notes:

- Values at 25°C, sea level.

Click the following link (or enter part number in "SEARCH" on website) to obtain additional part information including price, inventory and certifications: [N Male to N Male Cable Using LMR-400 Coax And Times Connectors PE3C0105](#)



N Male to N Male Cable Using LMR-400 Coax And Times Connectors

RF Cable Assemblies Technical Data Sheet

PE3C0105

How to Order

Part Number Configuration:

PE3C0105

- **xx**

uu

Unit of Measure:
cm = Centimeters
<blank> = Inches
Length
Base Number

Example: PE3C0105-12 = 12 inches long cable
PE3C0105-100cm = 100 cm long cable

N Male to N Male Cable Using LMR-400 Coax And Times Connectors from Pasternack Enterprises has same day shipment for domestic and International orders. Our RF, microwave and millimeter wave products maintain a 99.4% availability and are part of the broadest selection in the industry.

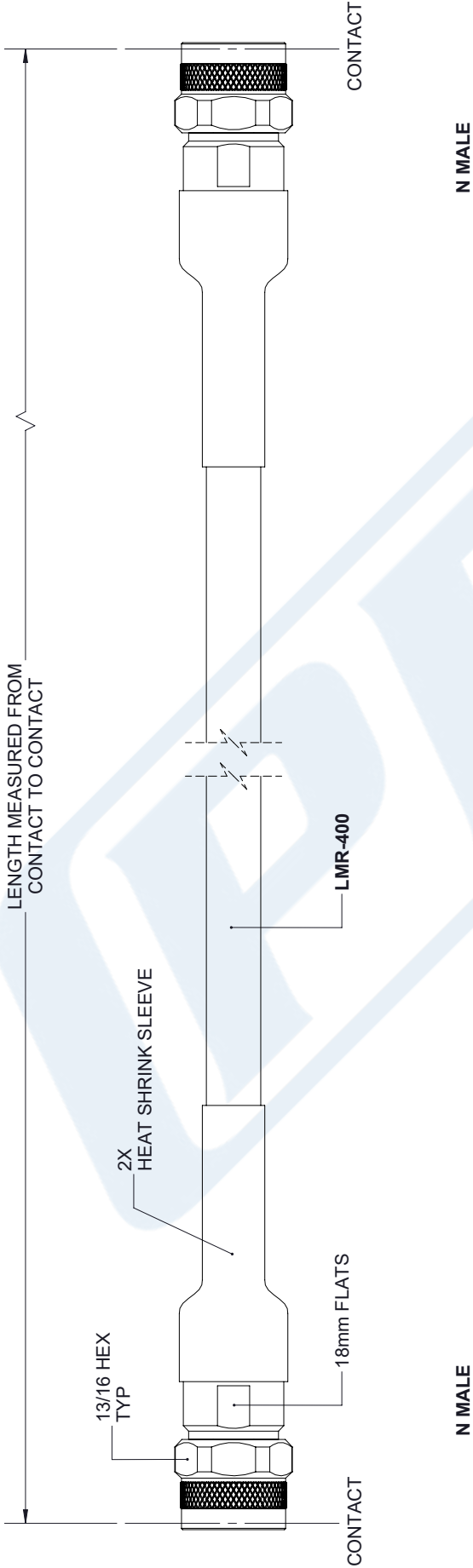
Click the following link (or enter part number in "SEARCH" on website) to obtain additional part information including price, inventory and certifications: [N Male to N Male Cable Using LMR-400 Coax And Times Connectors PE3C0105](https://www.pasternack.com/n-male-n-male-lmr400-cable-assembly-pe3c0105-p.aspx)

URL: <https://www.pasternack.com/n-male-n-male-lmr400-cable-assembly-pe3c0105-p.aspx>

The information contained in this document is accurate to the best of our knowledge and representative of the part described herein. It may be necessary to make modifications to the part and/or the documentation of the part, in order to implement improvements. Pasternack reserves the right to make such changes as required. Unless otherwise stated, all specifications are nominal. Pasternack does not make any representation or warranty regarding the suitability of the part described herein for any particular purpose, and Pasternack does not assume any liability arising out of the use of any part or documentation.

PE3C0105 CAD Drawing
N Male to N Male Cable Using LMR-400 Coax And Times Connectors

REVISIONS			
REV.	DESCRIPTION	DATE	APPROVED
A	INITIAL RELEASE	8/12/2020	SELLIS




UNLESS OTHERWISE SPECIFIED LEADING DIMENSIONS ARE INCHES DIMENSIONS IN [] ARE MILLIMETERS	
TOLERANCES:	
.X = ± .2	[.08]
.XX = ± .02	[.51]
.XXX = ± .005	[.13]
ANGLES ± 1°	
CABLE LENGTH (L) TOLERANCES:	
L ≤ 12 [305] = +1 [25] / -0	
12 [305] < L ≤ 60 [1524] = +2 [51] / -0	
60 [1524] < L ≤ 120 [3048] = +4 [102] / -0	
120 [3048] < L ≤ 300 [7620] = +6 [152] / -0	
300 [7620] < L = +5% L / -0	
ALL DIMENSIONS SHOWN ARE FOR REFERENCE ONLY.	

**PASTERNAK**
an INFINITI brand

Pasternack Enterprises, Inc.
P.O. Box 16759, Irvine, CA 92623.
Phone: 1.949.261.1920 | 1.866.727.8376
Fax: 1.949.261.7451
Website: www.pasternack.com
E-mail: sales@pasternack.com

SIZE	CAGE CODE	DRAWN BY	ITEM NO.
A	53919	K.DANG	PE3C0105

THIRD-ANGLE PROJECTION 	
THE INFORMATION AND DESIGN IN THIS DOCUMENT IS THE PROPERTY OF PASTERNAK CORPORATION ALL RIGHTS RESERVED.	
SHEET	1 OF 1
SCALE	N/A
REV	A