









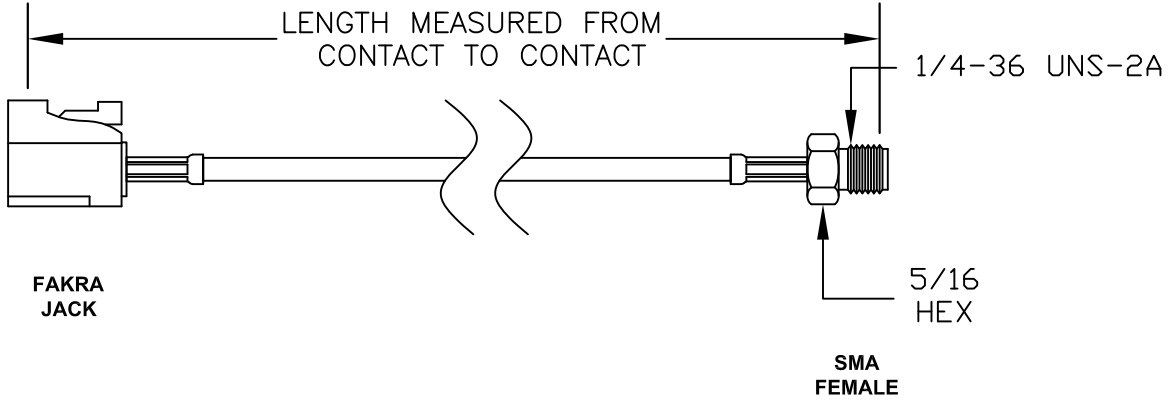
COMPONENTS	IMPEDANCE
FAKRA JACK	50 OHM
SMA FEMALE	50 OHM
RG174	50 OHM

Standard Lengths	
-12	12"
-24	24"
-36	36"
-48	48"
-60	60"
-XXX	Custom Length in Inches

**Part Configurator**

1. Replace Y with code.
2. Replace XX with length in inches.

CODING	JACK	COLOR	APPLICATION
A		BLACK	RADIO WITH PHANTOM SUPPLY
B		WHITE	RADIO WITHOUT PHANTOM SUPPLY
C		BLUE	GPS: TELEMATICS OR NAVIGATION
D		BORDEAUX	GSM: CELLULAR PHONE
H		VIOLET	GPS: TELEMATICS AND NAVIGATION
I		BEIGE	BLUETOOTH
K		CURRY	RADIO WITH IF OUTPUT (ANTENNA DIVERSITY)
Z		WATER BLUE	NEUTRAL CODING




**PASTERNAK ENTERPRISES, INC.**  
P.O BOX 16759, IRVINE, CA 92623  
PHONE (949) 261-1920 FAX (949) 261-7451  
WEB ADDRESS: [www.pasternack.com](http://www.pasternack.com)  
E-MAIL ADDRESS: [sales@pasternack.com](mailto:sales@pasternack.com)  
**COAXIAL & FIBER OPTICS**

ESTABLISHED 1972

DWG TITLE		DES. FAKRA JACK TO SMA FEMALE, RG174 COAX			
<b>PE39350Y-XX</b>					
REV. -	FSCM NO. 53919	CAD FILE 071111	SCALE N/A	SIZE A	2231

- NOTES:**
1. UNLESS OTHERWISE SPECIFIED ALL DIMENSIONS ARE NOMINAL.
  2. ALL SPECIFICATIONS ARE SUBJECT TO CHANGE WITHOUT NOTICE AT ANY TIME.
  3. DIMENSIONS ARE IN INCHES [mm].
  4. LENGTH TOLERANCE IS ± 1.5% OR 3/8", WHICHEVER IS GREATER.