



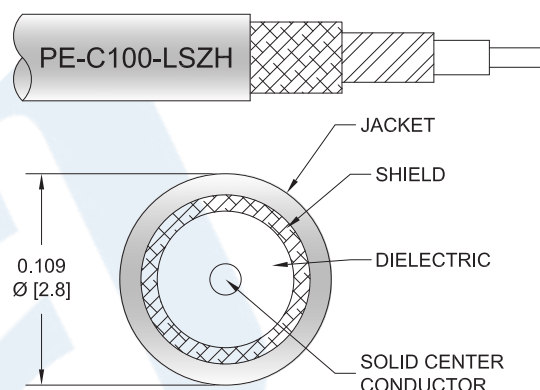
SMA Female to Violet FAKRA Plug Cable 12 Inch Length Using PE-C100-LSZH Coax

RF Cable Assemblies Technical Data Sheet

PE39344H-12

Configuration

- Connector 1: SMA Female
- Connector 2: FAKRA Plug
- Cable Type: PE-C100-LSZH



Electrical Specifications

Description	Minimum	Typical	Maximum	Units
Frequency Range	DC		4	GHz
Velocity of Propagation		66		%
RF Shielding	90			dB
Capacitance		30.8 [101.05]		pF/ft [pF/m]
Inductance		0.077 [0.25]		uH/ft [uH/m]
Jacket Spark			2,000	Vrms

Specifications by Frequency

Description	F1	F2	F3	F4	F5	Units
Frequency	0.1	0.25	0.5	1	4	GHz
Insertion Loss (Typ.)	0.27	0.315	0.366	0.436	0.689	dB

Mechanical Specifications

Cable Assembly

Length*	12 in [304.8 mm]
Diameter	0.37 in [9.4 mm]
Weight	0.045 lbs [20.41 g]

Click the following link (or enter part number in "SEARCH" on website) to obtain additional part information including price, inventory and certifications: [SMA Female to Violet FAKRA Plug Cable 12 Inch Length Using PE-C100-LSZH Coax PE39344H-12](#)



SMA Female to Violet FAKRA Plug Cable 12 Inch Length Using PE-C100-LSZH Coax

RF Cable Assemblies Technical Data Sheet

PE39344H-12

Cable

Cable Type	PE-C100-LSZH
Impedance	50 Ohms
Inner Conductor Type	Solid
Inner Conductor Material and Plating	Copper Clad Steel
Dielectric Type	PE
Number of Shields	2
Shield Layer 1	Aluminum Tape
Shield Layer 2	Tinned Copper Braid
Jacket Material	LSZH, Black
Jacket Diameter	0.109 in [2.77 mm]
One Time Minimum Bend Radius	0.25 in [6.35 mm]
Repeated Minimum Bend Radius	1 in [25.4 mm]
Bending Moment	0.1 lbs-ft [0.14 N-m]
Flat Plate Crush	10 lbs/in [0.18 Kg/mm]
Tensile Strength	15 lbs [6.8 Kg]

Connectors

Description	Connector 1	Connector 2
Type	SMA Female	FAKRA Plug
Specification	MIL-STD-348	
Impedance	50 Ohms	50 Ohms
Configuration	Straight	Straight
Mating Cycles	100	
Contact Material and Plating	Beryllium Copper, Gold	Phosphor Bronze, Gold
Dielectric Type	Teflon	Teflon
Outer Conductor Material and Plating		Brass, Nickel
Body Material and Plating	Brass, Nickel	Plastic

Mechanical Specification Notes:

*All cable assemblies have a length tolerance of 1.5% or $\pm 3/8"$, whichever is greater.

Compliance Certifications (see [product page](#) for current document)

Plotted and Other Data

Notes:

- Values at 25°C, sea level.

Click the following link (or enter part number in "SEARCH" on website) to obtain additional part information including price, inventory and certifications: [SMA Female to Violet FAKRA Plug Cable 12 Inch Length Using PE-C100-LSZH Coax PE39344H-12](#)



SMA Female to Violet FAKRA Plug Cable 12 Inch Length Using PE-C100-LSZH Coax

RF Cable Assemblies Technical Data Sheet

PE39344H-12

How to Order

Part Number Configuration:

PE39344H

- xx

uu

Unit of Measure:
cm = Centimeters
<blank> = Inches
Length
Base Number

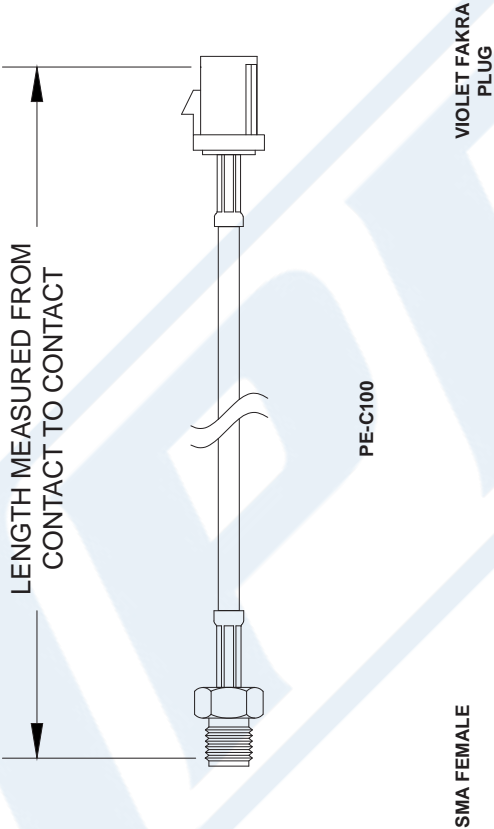
Example: PE39344H-12 = 12 inches long cable
PE39344H-100cm = 100 cm long cable

SMA Female to Violet FAKRA Plug Cable 12 Inch Length Using PE-C100-LSZH Coax from Pasternack Enterprises has same day shipment for domestic and International orders. Our RF, microwave and millimeter wave products maintain a 99.4% availability and are part of the broadest selection in the industry.


Click the following link (or enter part number in "SEARCH" on website) to obtain additional part information including price, inventory and certifications: [SMA Female to Violet FAKRA Plug Cable 12 Inch Length Using PE-C100-LSZH Coax PE39344H-12](https://www.pasternack.com/sma-female-fakra-plug-pe-c100-cable-assembly-pe39344h-12-p.aspx)

URL: <https://www.pasternack.com/sma-female-fakra-plug-pe-c100-cable-assembly-pe39344h-12-p.aspx>

The information contained in this document is accurate to the best of our knowledge and representative of the part described herein. It may be necessary to make modifications to the part and/or the documentation of the part, in order to implement improvements. Pasternack reserves the right to make such changes as required. Unless otherwise stated, all specifications are nominal. Pasternack does not make any representation or warranty regarding the suitability of the part described herein for any particular purpose, and Pasternack does not assume any liability arising out of the use of any part or documentation.



How To Order			Part # Ext.	Length In Inches	Part # Ext.	Length In Centimeters
Part Number Configuration		Examples	-12	12"	-25CM	25Cm
PE3	zzz	yy	-24	24"	-50CM	50Cm
		xx	-36	36"	-75CM	75Cm
		uu	-48	48"	-100CM	100Cm
00 - 99999	LF = RoHS Compliant		-60	60"	-125CM	125Cm
< Blank > = Standard			-xx	Custom Length	-xxCM	Custom Length
Note: LF applies only to RF cables						



PASTERNAK®
Pasternack Enterprises, Inc.
P.O. Box 16759 | Irvine | CA | 92623
Phone: (949) 261-1920 | **Fax:** (949) 261-7451
Website: www.pasternack.com | **E-Mail:** sales@pasternack.com

DWG TITLE

PE39344H

NOTES:

1. UNLESS OTHERWISE SPECIFIED ALL DIMENSIONS ARE NOMINAL.
2. ALL SPECIFICATIONS ARE SUBJECT TO CHANGE WITHOUT NOTICE AT ANY TIME.
3. DIMENSIONS ARE IN INCHES [mm].
4. LENGTH TOLERANCE IS ± 1.5% OR 3/8", WHICHEVER IS GREATER.

FSCM NO. 53919

CAD FILE 41613

SCALE N/A

SIZE A