



SMA Male to BNC Female 4 Hole Flange Low Loss
Cable 12 Inch Length Using PE-C195 Coax

RF Cable Assemblies Technical Data Sheet

PE39324/HS-12

Configuration

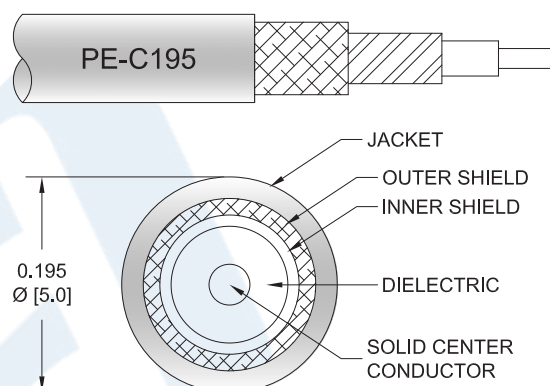
- Connector 1: SMA Male
- Connector 2: BNC Female 4 Hole Flange
- Cable Type: PE-C195

Features

- Max Frequency 5.8 GHz
- Shielding Effectivity > 90 dB
- 80% Phase Velocity
- Double Shielded
- PE Jacket

Applications

- General Purpose
- Laboratory Use



Description

Pasternack's PE39324/HS-12 SMA male to BNC female 4 hole flange 12 inch cable using PE-C195 coax is part of our full line of RF components available for same-day shipping. Pasternack's flexible RF cable assemblies are ideal for applications where tight bends and flexure are required. This Pasternack SMA to BNC cable assembly has a male to female gender configuration with 50 ohm flexible PE-C195 coax. The PE39324/HS-12 SMA male to BNC female cable assembly operates to 5.8 GHz. Our RF cable assembly with BNC 4 hole flange interface allows designers to create external connections on their product enclosures, and can be used in a variety of other rack mount and panel mount applications. The double shielding of this Pasternack cable assembly provides excellent shielding effectiveness of better than 90 dB.

Custom versions of most RF cable assemblies can be built and shipped same day. Custom cable assembly lengths can be obtained by specifying the desired length on the web site at time of order or by contacting a sales representative. Other available RF cable assembly value added services include connector orientation or clocking, heat shrink booting and custom labeling. RF testing can also be performed to document the electrical performance of your cable assembly.

Click the following link (or enter part number in "SEARCH" on website) to obtain additional part information including price, inventory and certifications: [SMA Male to BNC Female 4 Hole Flange Low Loss Cable 12 Inch Length Using PE-C195 Coax PE39324/HS-12](#)



SMA Male to BNC Female 4 Hole Flange Low Loss Cable 12 Inch Length Using PE-C195 Coax

RF Cable Assemblies Technical Data Sheet

PE39324/HS-12

Electrical Specifications

Description	Minimum	Typical	Maximum	Units
Frequency Range	DC		5.8	GHz
Velocity of Propagation		80		%
RF Shielding	90			dB
Capacitance		25.4 [83.33]		pF/ft [pF/m]
Jacket Spark			5,000	Vrms

Specifications by Frequency

Description	F1	F2	F3	F4	F5	Units
Frequency	0.25	0.5	1	2.5	5.8	GHz
Insertion Loss (Typ.)	0.25	0.28	0.31	0.38	0.49	dB

Electrical Specification Notes:

The Insertion Loss data above is based on the performance specifications of the coax cable and connectors used in this assembly. The Insertion Loss includes an estimated insertion loss of 0.1 dB per connector

Mechanical Specifications

Cable Assembly

Length*	12 in [304.8 mm]
Diameter	0.687 in [17.45 mm]

Cable

Cable Type	PE-C195
Impedance	50 Ohms
Inner Conductor Type	Solid
Inner Conductor Material and Plating	Copper
Dielectric Type	PE (F)
Number of Shields	2
Shield Layer 1	Aluminum Tape
Shield Layer 2	Tinned Copper Braid
Jacket Material	PE, Black
Jacket Diameter	0.195 in [4.95 mm]

One Time Minimum Bend Radius	0.5 in [12.7 mm]
Repeated Minimum Bend Radius	2 in [50.8 mm]

Click the following link (or enter part number in "SEARCH" on website) to obtain additional part information including price, inventory and certifications: [SMA Male to BNC Female 4 Hole Flange Low Loss Cable 12 Inch Length Using PE-C195 Coax PE39324/HS-12](#)



SMA Male to BNC Female 4 Hole Flange Low Loss
Cable 12 Inch Length Using PE-C195 Coax

RF Cable Assemblies Technical Data Sheet

PE39324/HS-12

Connectors

Description	Connector 1	Connector 2
Type	SMA Male	BNC Female 4 Hole Flange
Specification	MIL-STD-348A	
Impedance	50 Ohms	50 Ohms
Contact Material and Plating	Brass, Gold	Brass, Gold
Contact Plating Specification	50 µin minimum	
Dielectric Type	PTFE	PTFE
Body Material and Plating	Brass, Nickel	Brass, Nickel
Body Plating Specification	100 µin minimum	
Coupling Nut Material and Plating	Brass, Nickel	
Coupling Nut Plating Specification	100 µin minimum	
Hex Size	5/16 inch	
Torque	3 in-lbs [0.34 Nm]	

Environmental Specifications

Temperature

Operating Range

-40 to +85 deg C

Storage Range

-40 to +85 deg C

Compliance Certifications (see [product page](#) for current document)

Plotted and Other Data

Notes:

Click the following link (or enter part number in "SEARCH" on website) to obtain additional part information including price, inventory and certifications: [SMA Male to BNC Female 4 Hole Flange Low Loss Cable 12 Inch Length Using PE-C195 Coax PE39324/HS-12](#)



SMA Male to BNC Female 4 Hole Flange Low Loss
Cable 12 Inch Length Using PE-C195 Coax

RF Cable Assemblies Technical Data Sheet

PE39324/HS-12

How to Order

Part Number Configuration:

PE39324/HS - xx

uu

Unit of Measure:
cm = Centimeters
<blank> = Inches
Length
Base Number

Example: PE39324/HS-12 = 12 inches long cable
PE39324/HS-100cm = 100 cm long cable

SMA Male to BNC Female 4 Hole Flange Low Loss Cable 12 Inch Length Using PE-C195 Coax from Pasternack Enterprises has same day shipment for domestic and International orders. Our RF, microwave and millimeter wave products maintain a 99.4% availability and are part of the broadest selection in the industry.

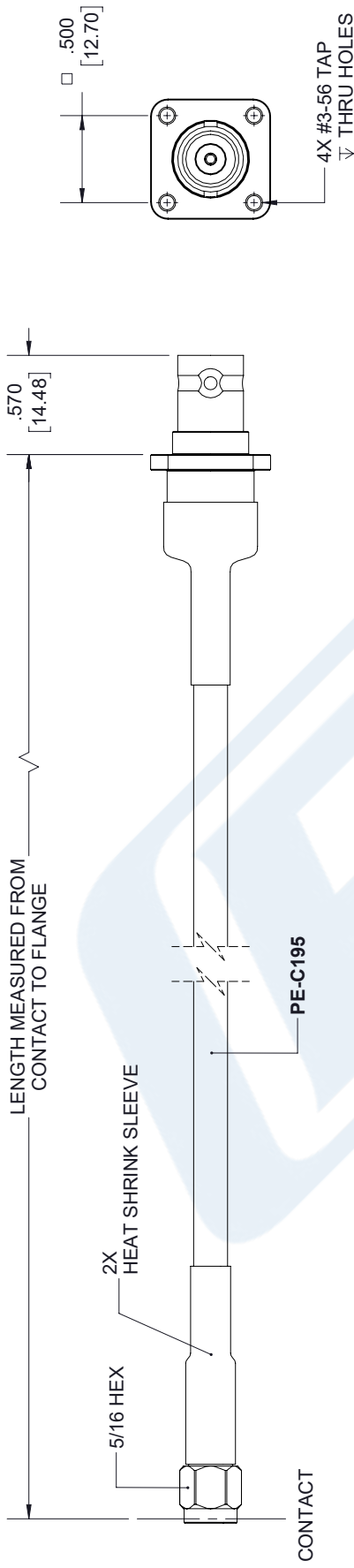
Click the following link (or enter part number in "SEARCH" on website) to obtain additional part information including price, inventory and certifications: [SMA Male to BNC Female 4 Hole Flange Low Loss Cable 12 Inch Length Using PE-C195 Coax PE39324/HS-12](https://www.pasternack.com/sma-male-bnc-female-pe-c195-cable-assembly-pe39324-hs-12-p.aspx)

URL: <https://www.pasternack.com/sma-male-bnc-female-pe-c195-cable-assembly-pe39324-hs-12-p.aspx>

The information contained in this document is accurate to the best of our knowledge and representative of the part described herein. It may be necessary to make modifications to the part and/or the documentation of the part, in order to implement improvements. Pasternack reserves the right to make such changes as required. Unless otherwise stated, all specifications are nominal. Pasternack does not make any representation or warranty regarding the suitability of the part described herein for any particular purpose, and Pasternack does not assume any liability arising out of the use of any part or documentation.

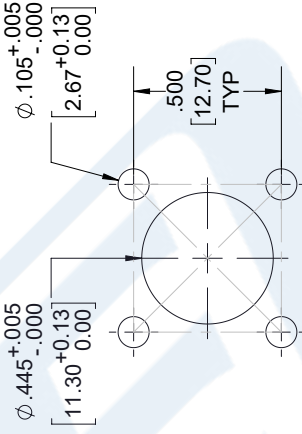
PE39324/HS-12 CAD Drawing
SMA Male to BNC Female 4 Hole Flange Low Loss
Cable 12 Inch Length Using PE-C195 Coax

REVISIONS			
REV.	DESCRIPTION	DATE	APPROVED
A	INITIAL RELEASE	3/10/2020	SELLIS



**BNC FEMALE
4 HOLE FLANGE**

SMA MALE



**PATTERN
MOUNTING HOLES**

UNLESS OTHERWISE SPECIFIED
LEADING DIMENSIONS ARE IN INCHES
DIMENSIONS IN [] ARE MILLIMETERS

TOLERANCES:

.X = ± .2	[5.08]	FRACTIONS	± 1/32
.XX = ± .02	[.51]	ANGLES	± 1°
.XXX = ± .005	[.13]	CABLE LENGTH (L) TOLERANCES:	

L ≤ 12 [305]	± .1 [25]	/ -0
12 [305] < L ≤ 60 [1524]	± .2 [51]	/ -0
60 [1524] < L ≤ 120 [3048]	± .4 [102]	/ -0
120 [3048] < L ≤ 300 [7620]	± .6 [152]	/ -0
300 [7620] < L	± .5% L	/ -0

ALL DIMENSIONS SHOWN
ARE FOR REFERENCE ONLY.



PASTERNAK
an INFINITI brand

Pasternack Enterprises, Inc.
P.O. Box 16759, Irvine, CA 92623.
Phone: 1.949.261.1920 | 1.866.727.8376
Fax: 1.949.261.7451
Website: www.pasternack.com
E-mail: sales@pasternack.com

THIRD-ANGLE PROJECTION



THE INFORMATION AND
DESIGN IN THIS DOCUMENT
IS THE PROPERTY OF
PASTERNAK CORPORATION
ALL RIGHTS RESERVED.

SHEET 1 OF 1

SCALE N/A

REV A

THESE COMMODITIES, TECHNOLOGY OR SOFTWARE WERE EXPORTED FROM THE UNITED STATES IN ACCORDANCE
WITH THE EXPORT ADMINISTRATION REGULATIONS. DIVERSION CONTRARY TO U.S. LAW PROHIBITED.