



## 2.92mm Male to 2.92mm Male Test Cable 36 Inch Length Using PE-P160 Coax with HeatShrink, LF Solder

### RF Cable Assemblies Technical Data Sheet

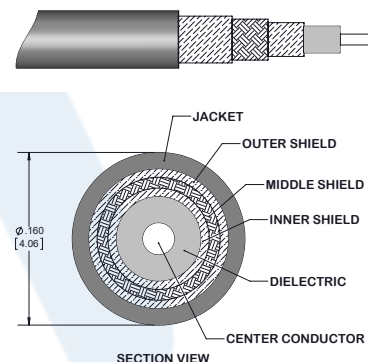
PE360-36

#### Configuration

- Connector 1: 2.92mm Male
- Connector 2: 2.92mm Male
- Cable Type: PE-P160

#### Features

- Max Frequency 40 GHz
- Shielding Effectivity > 90 dB
- 78% Phase Velocity
- Triple Shielded
- ETFE Jacket



#### Applications

- General Purpose
- Test & Measurement
- Laboratory Use

#### Description

Pasternack's PE360-36 2.92mm male to 2.92mm male 36 inch cable using PE-P160 coax is part of our full line of RF components available for same-day shipping. Pasternack's flexible RF cable assemblies are ideal for applications where tight bends and flexure are required. This Pasternack 2.92mm to 2.92mm cable assembly has a male to male gender configuration with 50 ohm flexible PE-P160 coax. The PE360-36 2.92mm male to 2.92mm male cable assembly operates to 40 GHz. The triple shielding of this Pasternack cable assembly provides excellent shielding effectiveness of better than 90 dB.

Custom versions of most RF cable assemblies can be built and shipped same day. Custom cable assembly lengths can be obtained by specifying the desired length on the web site at time of order or by contacting a sales representative. Other available RF cable assembly value added services include connector orientation or clocking, heat shrink booting and custom labeling. RF testing can also be performed to document the electrical performance of your cable assembly.

Click the following link (or enter part number in "SEARCH" on website) to obtain additional part information including price, inventory and certifications: [2.92mm Male to 2.92mm Male Test Cable 36 Inch Length Using PE-P160 Coax with Heat-Shrink, LF Solder PE360-36](#)



## 2.92mm Male to 2.92mm Male Test Cable 36 Inch Length Using PE-P160 Coax with HeatShrink, LF Solder

### RF Cable Assemblies Technical Data Sheet

PE360-36

#### Electrical Specifications

Description	Minimum	Typical	Maximum	Units
Frequency Range	DC		40	GHz
VSWR			1.4:1	
Velocity of Propagation		78		%
RF Shielding	90			dB
Capacitance		26 [85.3]		pF/ft [pF/m]

#### Specifications by Frequency

Description	F1	F2	F3	F4	F5	Units
Frequency	2.5	5	10	18	40	GHz
Insertion Loss (Max.)	0.82	1.2	1.74	2.43	3.85	dB
Insertion Loss (Typ.)	0.76	1.11	1.61	2.25	3.56	dB

#### Electrical Specification Notes:

Theoretical insertion loss data is calculated with the assumption that cables are tested in a straight geometry. The Insertion Loss data above is based on the performance specifications of the coax cable and connectors used in this assembly. The Insertion Loss includes an estimated insertion loss of  $0.05 \cdot \text{SQRT}(\text{FGHz})$  dB per connector.

#### Mechanical Specifications

##### Cable Assembly

Length*	36 in [914.4 mm]
Weight	0.017 lbs [7.71 g]

##### Cable

Cable Type	PE-P160
Impedance	50 Ohms
Inner Conductor Type	Solid
Inner Conductor Material and Plating	Copper, Silver
Dielectric Type	PTFE
Number of Shields	3
Shield Layer 1	Silver Plated Copper Braid
Shield Layer 2	Aluminum Tape
Shield Layer 3	Silver Plated Copper Braid
Jacket Material	ETFE, Gray
Jacket Diameter	0.16 in [4.06 mm]
Repeated Minimum Bend Radius	0.8 in [20.32 mm]

Click the following link (or enter part number in "SEARCH" on website) to obtain additional part information including price, inventory and certifications: [2.92mm Male to 2.92mm Male Test Cable 36 Inch Length Using PE-P160 Coax with Heat-Shrink, LF Solder PE360-36](#)



## 2.92mm Male to 2.92mm Male Test Cable 36 Inch Length Using PE-P160 Coax with HeatShrink, LF Solder

### RF Cable Assemblies Technical Data Sheet

PE360-36

Typical Flex Cycles 10,000

#### Connectors

Description	Connector 1	Connector 2
Type	2.92mm Male	2.92mm Male
Impedance	50 Ohms	50 Ohms
Contact Material and Plating	Beryllium Copper, Gold	Beryllium Copper, Gold
Contact Plating Specification	ASTM-B488 50 $\mu$ m minimum	ASTM-B488 50 $\mu$ m minimum
Dielectric Type	PEI	PEI
Body Material and Plating	Passivated Stainless Steel	Passivated Stainless Steel
Body Plating Specification	SAE-AMS-2700	SAE-AMS-2700
Coupling Nut Material and Plating	Passivated Stainless Steel	Passivated Stainless Steel
Coupling Nut Plating Specification	SAE-AMS-2700	SAE-AMS-2700
Hex Size	5/16 inch	5/16 inch
Torque	8 in-lbs [0.9 Nm]	8 in-lbs [0.9 Nm]

#### Mechanical Specification Notes:

\*All cable assemblies have a length tolerance of 1.5% or  $\pm 3/8$ ", whichever is greater.

#### Environmental Specifications

##### Temperature

Operating Range -45 to +125 deg C

#### Compliance Certifications (see [product page](#) for current document)

#### Plotted and Other Data

##### Notes:

- Values at 25°C, sea level.

Click the following link (or enter part number in "SEARCH" on website) to obtain additional part information including price, inventory and certifications: [2.92mm Male to 2.92mm Male Test Cable 36 Inch Length Using PE-P160 Coax with Heat-Shrink, LF Solder PE360-36](#)



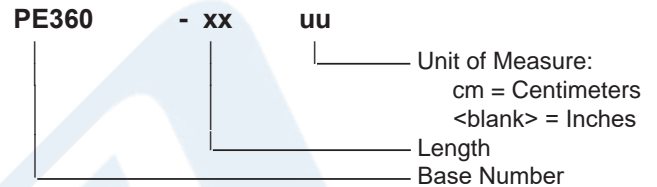
2.92mm Male to 2.92mm Male Test Cable 36 Inch Length  
Using PE-P160 Coax with HeatShrink, LF Solder

RF Cable Assemblies Technical Data Sheet

PE360-36

**How to Order**

Part Number Configuration:



Example: PE360-12 = 12 inches long cable  
PE360-100cm = 100 cm long cable

2.92mm Male to 2.92mm Male Test Cable 36 Inch Length Using PE-P160 Coax with HeatShrink, LF Solder from Pasternack Enterprises has same day shipment for domestic and International orders. Our RF, microwave and millimeter wave products maintain a 99.4% availability and are part of the broadest selection in the industry.

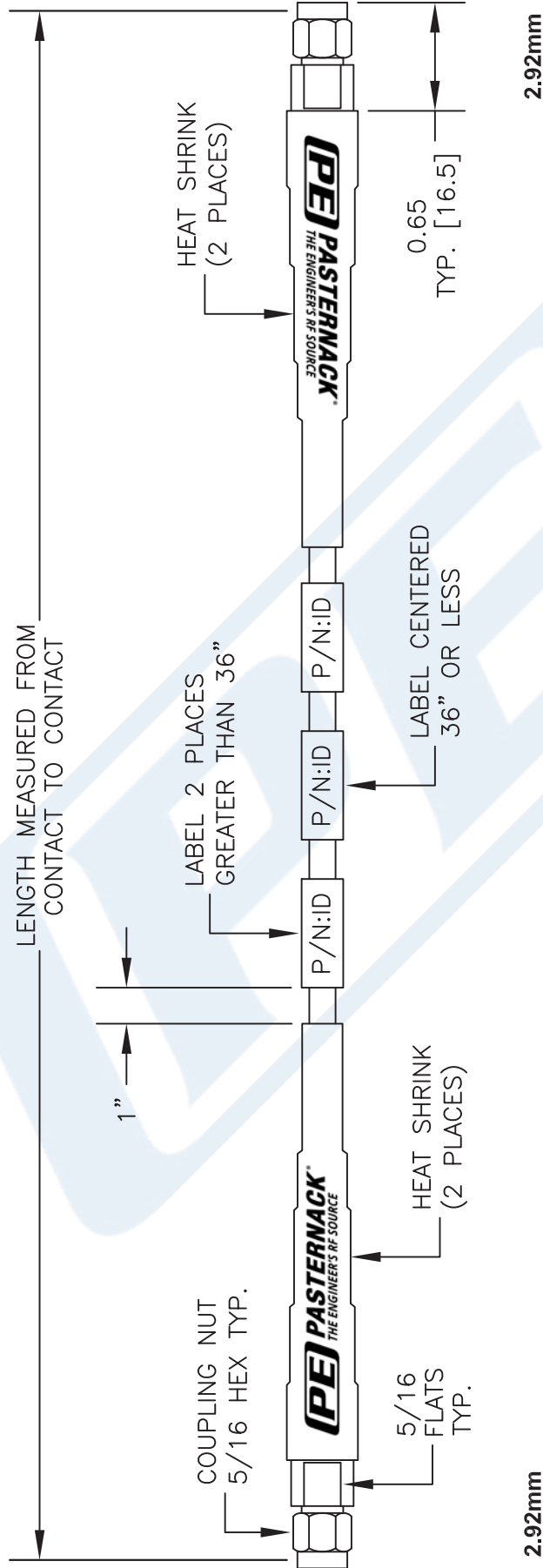
Click the following link (or enter part number in "SEARCH" on website) to obtain additional part information including price, inventory and certifications: [2.92mm Male to 2.92mm Male Test Cable 36 Inch Length Using PE-P160 Coax with HeatShrink, LF Solder PE360-36](https://www.pasternack.com/2.92mm-male-2.92mm-male-pe-p160-cable-assembly-pe360-36-p.aspx)

URL: <https://www.pasternack.com/2.92mm-male-2.92mm-male-pe-p160-cable-assembly-pe360-36-p.aspx>

The information contained in this document is accurate to the best of our knowledge and representative of the part described herein. It may be necessary to make modifications to the part and/or the documentation of the part, in order to implement improvements. Pasternack reserves the right to make such changes as required. Unless otherwise stated, all specifications are nominal. Pasternack does not make any representation or warranty regarding the suitability of the part described herein for any particular purpose, and Pasternack does not assume any liability arising out of the use of any part or documentation.

# PE360-36 CAD Drawing

2.92mm Male to 2.92mm Male Test Cable 36 Inch Length  
Using PE-P160 Coax with HeatShrink, LF Solder



STANDARD TOLERANCES	
.X	±0.2
.XX	±0.1
.XXX	±0.05

\*STANDARD TOLERANCES APPLY ONLY TO DIMENSIONS IN INCHES

NOTES:  
 1. UNLESS OTHERWISE SPECIFIED ALL DIMENSIONS ARE NOMINAL.  
 2. ALL SPECIFICATIONS ARE SUBJECT TO CHANGE WITHOUT NOTICE AT ANY TIME.  
 3. DIMENSIONS ARE IN INCHES [mm].

DWG TITLE  
**PE360**

FSCM NO. 53919

CAD FILE 110816

SCALE N/A

SIZE A 41742

**PE PASTERNAK**  
 THE ENGINEER'S RF SOURCE

Pasternack Enterprises, Inc.  
 P.O. Box 16759 | Irvine | CA | 92623

Phone: (949) 261-1920 | Fax: (949) 261-7451  
 Website: www.pasternack.com | E-Mail: sales@pasternack.com