



SMA Male to SMA Male with Reduced Diameter SMA Body Low Loss Test Cable 72 Inch Length Using PE-P300LL Coax, RoHS

RF Cable Assemblies Technical Data Sheet

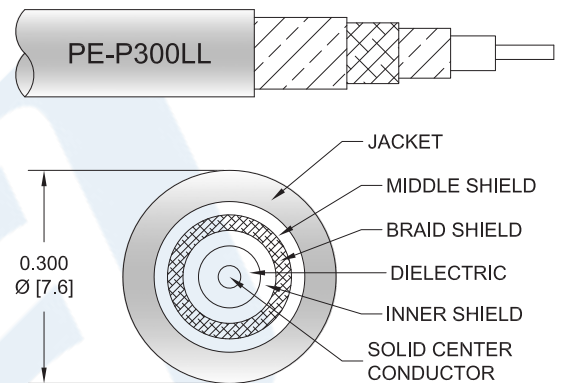
PE336-72

Configuration

- Connector 1: SMA Male
- Connector 2: SMA Male
- Cable Type: PE-P300LL

Features

- SMA Body diameter of 0.49 inches
- 83% Velocity of Propagation
- Shielding effectiveness > 95 dB
- Maximum VSWR is < 1.35:1 to 18 GHz
- Minimum Bend Radius of 1.5 inches
- Operating Temperature range of -55 to +125 °C
- ROHS and REACH Compliant
- Same day shipment of custom lengths
- 100% Continuity, Hi-Pot, and RF tested



Description

The PE330 high performance test cable's 0.3 inch diameter and 83% phase velocity offer very low loss performance up to 18 GHz. The durable stainless steel connectors and FEP jacket provide a cost effective design ideal for test environments where a rugged cable assembly is required. The reduced 0.49 inch diameter SMA body allows for attachment to closely spaced connection points found on multiport components and interface panels. The series is offered with Type N, TNC, and SMA connectors all rated to 18 GHz. A heavy Duty boot provides improved strain relief and adds to the durability of the cable assemblies. These cable assemblies are built using a double shielded flexible cable, providing excellent shielding effectiveness of greater than 95 dB. All PE330 cable assemblies are 100% Continuity, Hi-POT, and RF tested to published specifications. Custom lengths are built to order and shipped same day.

Electrical Specifications

Description	Minimum	Typical	Maximum	Units
Frequency Range	DC		18	GHz
VSWR			1.35:1	
Velocity of Propagation		83		%
RF Shielding	95			dB
Capacitance		25 [82.02]		pF/ft [pF/m]

Click the following link (or enter part number in "SEARCH" on website) to obtain additional part information including price, inventory and certifications: [SMA Male to SMA Male with Reduced Diameter SMA Body Low Loss Test Cable 72 Inch Length Using PE-P300LL Coax, RoHS PE336-72](#)



SMA Male to SMA Male with Reduced Diameter SMA Body Low Loss Test Cable 72 Inch Length Using PE-P300LL Coax, RoHS

RF Cable Assemblies Technical Data Sheet

PE336-72

Specifications by Frequency

Description	F1	F2	F3	F4	F5	Units
Frequency	1	2	4.5	9	18	GHz
Insertion Loss (Max.)	0.56	0.68	0.92	1.2	1.7	dB
Insertion Loss (Typ.)	0.5	0.62	0.8	1.1	1.5	dB
Power Handling (Max.)	1,800	1,200	900	650	400	Watts

Mechanical Specifications

Cable Assembly

Length*	72 in [182.88 cm]
Diameter	0.49 in [12.45 mm]

Cable

Cable Type	PE-P300LL
Impedance	50 Ohms
Inner Conductor Type	Solid
Inner Conductor Material and Plating	Copper, Silver
Dielectric Type	PTFE
Number of Shields	3
Shield Layer 1	Silver Plated Copper Tape
Shield Layer 2	Aluminum Polyester
Shield Layer 3	Silver Plated Copper Wire
Outer Conductor Material and Plating	Copper, Silver
Jacket Material	FEP, Green
Jacket Diameter	0.3 in [7.62 mm]
Repeated Minimum Bend Radius	1.5 in [38.1 mm]

Click the following link (or enter part number in "SEARCH" on website) to obtain additional part information including price, inventory and certifications: [SMA Male to SMA Male with Reduced Diameter SMA Body Low Loss Test Cable 72 Inch Length Using PE-P300LL Coax, RoHS PE336-72](#)



SMA Male to SMA Male with Reduced Diameter SMA Body Low Loss Test Cable 72 Inch Length Using PE-P300LL Coax, RoHS

RF Cable Assemblies Technical Data Sheet

PE336-72

Connectors

Description	Connector 1	Connector 2
Type	SMA Male	SMA Male
Specification	MIL-STD-348, Figure 310-1.	MIL-STD-348, Figure 310-1.
Impedance	50 Ohms	50 Ohms
Contact Material and Plating	Beryllium Copper, Gold	Beryllium Copper, Gold
Contact Plating Specification	ASTM-B488 50µ In.	ASTM-B488 50µ In.
Dielectric Type	PTFE	PTFE
Outer Conductor Material and Plating	Passivated Stainless Steel	Passivated Stainless Steel
Outer Conductor Plating Specification	SAE-AMS-2700	SAE-AMS-2700
Body Material and Plating	Passivated Stainless Steel	Passivated Stainless Steel
Body Plating Specification	SAE-AMS-2700	SAE-AMS-2700
Coupling Nut Material and Plating	Passivated Stainless Steel	Passivated Stainless Steel
Coupling Nut Plating Specification	SAE-AMS-2700	SAE-AMS-2700
Hex Size	5/16 Inch	5/16 Inch
Torque	8 in-lbs [0.9 Nm]	8 in-lbs [0.9 Nm]

Mechanical Specification Notes:

*All cable assemblies have a length tolerance of 1.5% or ± 3/8", whichever is greater.

Environmental Specifications

Temperature

Operating Range -55 to +125 deg C

Compliance Certifications (see [product page](#) for current document)

Plotted and Other Data

Notes:

- Values at 25°C, sea level.

Click the following link (or enter part number in "SEARCH" on website) to obtain additional part information including price, inventory and certifications: [SMA Male to SMA Male with Reduced Diameter SMA Body Low Loss Test Cable 72 Inch Length Using PE-P300LL Coax, RoHS PE336-72](#)



SMA Male to SMA Male with Reduced Diameter SMA Body Low Loss Test Cable 72 Inch Length Using PE-P300LL Coax, RoHS

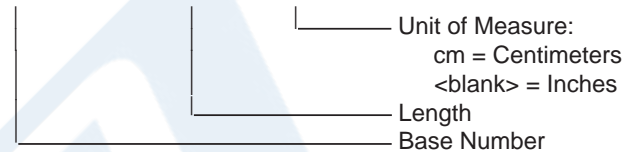
RF Cable Assemblies Technical Data Sheet

PE336-72

How to Order

Part Number Configuration:

PE336 - xx uu



Example: PE336-12 = 12 inches long cable
PE336-100cm = 100 cm long cable

SMA Male to SMA Male with Reduced Diameter SMA Body Low Loss Test Cable 72 Inch Length Using PE-P300LL Coax, RoHS from Pasternack Enterprises has same day shipment for domestic and International orders. Our RF, microwave and millimeter wave products maintain a 99.4% availability and are part of the broadest selection in the industry.

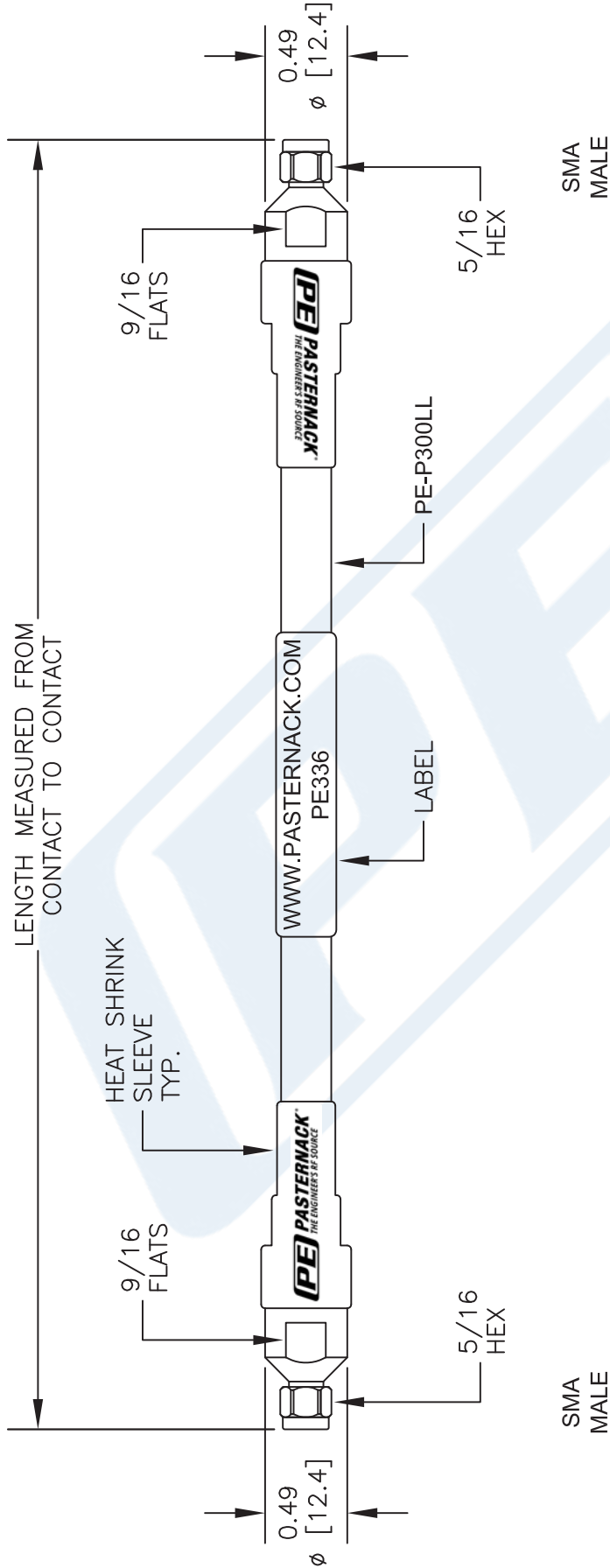
Click the following link (or enter part number in "SEARCH" on website) to obtain additional part information including price, inventory and certifications: [SMA Male to SMA Male with Reduced Diameter SMA Body Low Loss Test Cable 72 Inch Length Using PE-P300LL Coax, RoHS PE336-72](https://www.pasternack.com/sma-male-sma-male-pe-p300ll-cable-assembly-pe336-72-p.aspx)

URL: <https://www.pasternack.com/sma-male-sma-male-pe-p300ll-cable-assembly-pe336-72-p.aspx>

The information contained in this document is accurate to the best of our knowledge and representative of the part described herein. It may be necessary to make modifications to the part and/or the documentation of the part, in order to implement improvements. Pasternack reserves the right to make such changes as required. Unless otherwise stated, all specifications are nominal. Pasternack does not make any representation or warranty regarding the suitability of the part described herein for any particular purpose, and Pasternack does not assume any liability arising out of the use of any part or documentation.

PE336-72 CAD Drawing

SMA Male to SMA Male with Reduced Diameter SMA Body Low Loss
 Test Cable 72 Inch Length Using PE-P300LL Coax, RoHS



NOTE:
 LABEL FOR CABLE LENGTHS 48" OR SHORTER TO BE CENTERED. 48" OR LONGER WILL BE 12" AWAY FROM CONNECTOR.

DWG TITLE

PE336

- NOTES:
1. UNLESS OTHERWISE SPECIFIED ALL DIMENSIONS ARE NOMINAL.
 2. ALL SPECIFICATIONS ARE SUBJECT TO CHANGE WITHOUT NOTICE AT ANY TIME.
 3. DIMENSIONS ARE IN INCHES (mm).
 4. LENGTH TOLERANCE IS $\pm 1.5\%$ OR $3/8"$, WHICHEVER IS GREATER.

(PE) PASTERNAK®
 THE ENGINEER'S RF SOURCE
 Pasternack Enterprises, Inc.
 P.O. Box 16759 | Irvine | CA | 92623

Phone: (949) 261-1920 | Fax: (949) 261-7451
 Website: www.pasternack.com | E-Mail: sales@pasternack.com

FSCM NO. 53919

CAD FILE 062116

SCALE N/A

SIZE A

2233