



TNC Male to TNC Male Right Angle Cable Using RG58 Coax , LF Solder

RF Cable Assemblies Technical Data Sheet

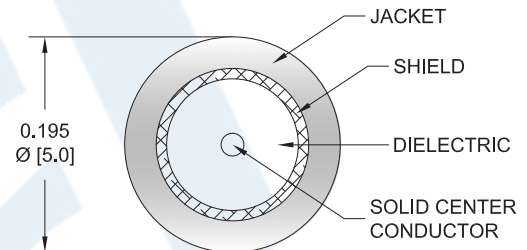
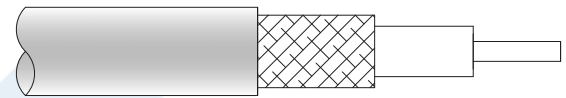
PE33174LF/HS

Configuration

- Connector 1: TNC Male
- Connector 2: TNC Male Right Angle
- Cable Type: RG58

Features

- Max Frequency 5 GHz
- 65.9% Phase Velocity
- PVC (NC) Jacket



Applications

- General Purpose
- Laboratory Use

Description

Pasternack's PE33174LF/HS TNC male to TNC male right angle cable using RG58 coax is part of our full line of RF components available for same-day shipping. Pasternack's flexible RF cable assemblies are ideal for applications where tight bends and flexure are required. This Pasternack TNC to TNC cable assembly has a male to male gender configuration with 50 ohm flexible RG58 coax. The PE33174LF/HS TNC male to TNC male cable assembly operates to 5 GHz. The right angle TNC interface on the RG58 cable allows for easier connections in tight spaces.

Custom versions of most RF cable assemblies can be built and shipped same day. Custom cable assembly lengths can be obtained by specifying the desired length on the web site at time of order or by contacting a sales representative. Other available RF cable assembly value added services include connector orientation or clocking, heat shrink booting and custom labeling. RF testing can also be performed to document the electrical performance of your cable assembly.

Click the following link (or enter part number in "SEARCH" on website) to obtain additional part information including price, inventory and certifications: [TNC Male to TNC Male Right Angle Cable Using RG58 Coax , LF Solder PE33174LF/HS](#)



TNC Male to TNC Male Right Angle Cable
Using RG58 Coax , LF Solder

RF Cable Assemblies Technical Data Sheet

PE33174LF/HS

Electrical Specifications

Description	Minimum	Typical	Maximum	Units
Frequency Range	DC		5	GHz
VSWR			1.4:1	
Velocity of Propagation		65.9		%
Capacitance		30.8 [101.05]		pF/ft [pF/m]
Operating Voltage (AC)			500	Vrms

Specifications by Frequency

Description	F1	F2	F3	F4	F5	Units
Frequency	0.1	0.25	0.5	1	5	GHz
Insertion Loss (Typ.)	0.04	0.07	0.11	0.2	0.6	dB/ft
	0.13	0.23	0.36	0.66	1.97	dB/m

Electrical Specification Notes:

Insertion Loss does not include the loss of the connectors. Insertion Loss is estimated as 0.1 dB for the straight connector and 0.2 dB for the right angle connector.

Mechanical Specifications

Cable Assembly

Diameter 0.591 in [15.01 mm]

Cable

Cable Type RG58
 Impedance 50 Ohms
 Inner Conductor Type Stranded
 Inner Conductor Material and Plating Copper, Tin
 Dielectric Type PE
 Number of Shields 1
 Shield Layer 1 Tinned Copper Braid
 Jacket Material PVC (NC), Black
 Jacket Diameter 0.195 in [4.95 mm]

One Time Minimum Bend Radius 0.98 in [24.89 mm]
 Repeated Minimum Bend Radius 1.96 in [49.78 mm]

Click the following link (or enter part number in "SEARCH" on website) to obtain additional part information including price, inventory and certifications: [TNC Male to TNC Male Right Angle Cable Using RG58 Coax , LF Solder PE33174LF/HS](#)



TNC Male to TNC Male Right Angle Cable
Using RG58 Coax , LF Solder

RF Cable Assemblies Technical Data Sheet

PE33174LF/HS

Connectors

Description	Connector 1	Connector 2
Type	TNC Male	TNC Male Right Angle
Specification		MIL-STD-348A
Impedance	50 Ohms	50 Ohms
Contact Material and Plating	Brass, Gold	Brass, Gold
Contact Plating Specification	30 µin minimum	30 µin minimum
Dielectric Type	PTFE	PTFE
Body Material and Plating	Brass, Nickel	Brass, Nickel
Body Plating Specification	100 µin minimum	100 µin minimum
Coupling Nut Material and Plating	Brass, Nickel	Brass, Nickel
Coupling Nut Plating Specification	100 µin minimum	100 µin minimum

Environmental Specifications

Temperature

Operating Range

-40 to +80 deg C

Compliance Certifications (see [product page](#) for current document)

Plotted and Other Data

Notes:

Click the following link (or enter part number in "SEARCH" on website) to obtain additional part information including price, inventory and certifications: [TNC Male to TNC Male Right Angle Cable Using RG58 Coax , LF Solder PE33174LF/HS](#)



TNC Male to TNC Male Right Angle Cable
Using RG58 Coax , LF Solder

RF Cable Assemblies Technical Data Sheet

PE33174LF/HS

How to Order

Part Number Configuration:

PE33174LF/HS - xx

uu

Unit of Measure:
cm = Centimeters
<blank> = Inches
Length
Base Number

Example: PE33174LF/HS-12 = 12 inches long cable
PE33174LF/HS-100cm = 100 cm long cable

TNC Male to TNC Male Right Angle Cable Using RG58 Coax , LF Solder from Pasternack Enterprises has same day shipment for domestic and International orders. Our RF, microwave and millimeter wave products maintain a 99.4% availability and are part of the broadest selection in the industry.

Click the following link (or enter part number in "SEARCH" on website) to obtain additional part information including price, inventory and certifications: [TNC Male to TNC Male Right Angle Cable Using RG58 Coax , LF Solder PE33174LF/HS](#)

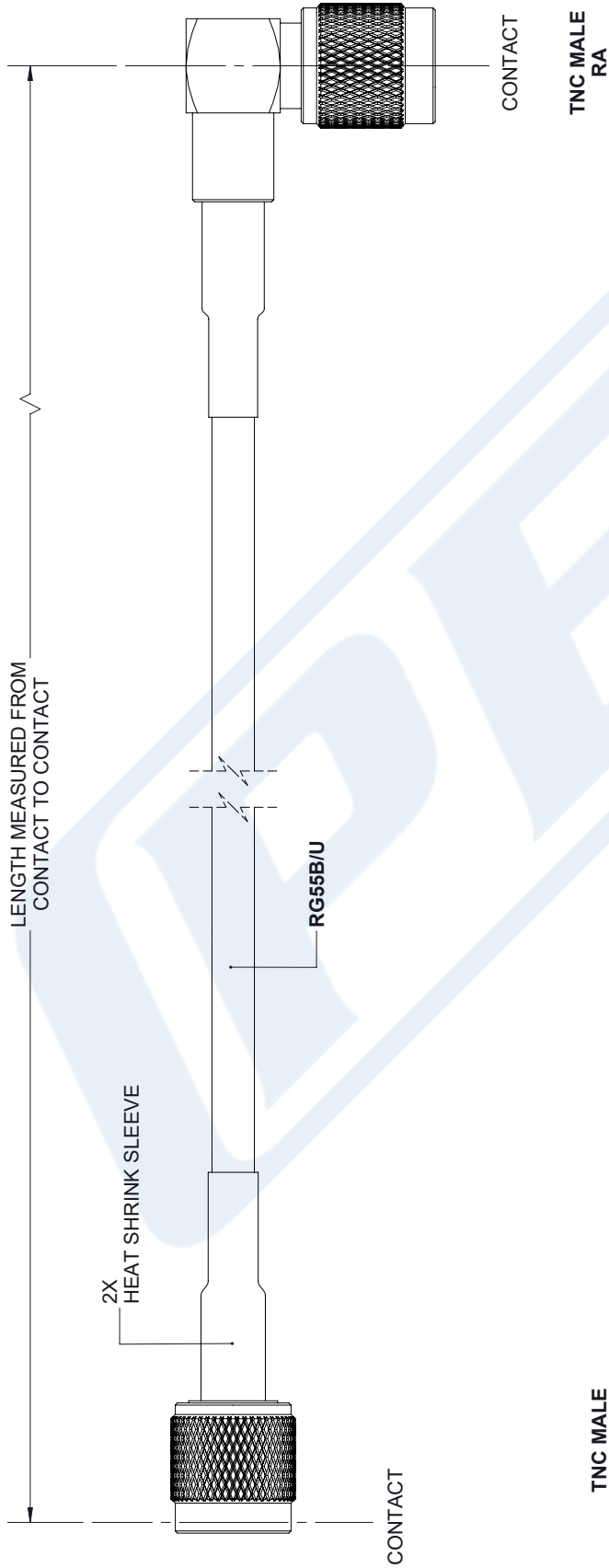
URL: <https://www.pasternack.com/tnc-male-tnc-male-rg58cu-cable-assembly-pe33174lf-hs-p.aspx>

The information contained in this document is accurate to the best of our knowledge and representative of the part described herein. It may be necessary to make modifications to the part and/or the documentation of the part, in order to implement improvements. Pasternack reserves the right to make such changes as required. Unless otherwise stated, all specifications are nominal. Pasternack does not make any representation or warranty regarding the suitability of the part described herein for any particular purpose, and Pasternack does not assume any liability arising out of the use of any part or documentation.

PE33174LF/HS CAD Drawing

TNC Male to TNC Male Right Angle Cable Using RG58 Coax , LF Solder

REVISIONS			
REV.	DESCRIPTION	DATE	APPROVED
A	INITIAL RELEASE	3/16/2020	S. ELLIS



<p>UNLESS OTHERWISE SPECIFIED LEADING DIMENSIONS ARE INCHES DIMENSIONS IN [] ARE MILLIMETERS</p> <p>TOLERANCES:</p> <table border="0"> <tr> <td>.X = ±.2</td> <td>[.08]</td> <td>FRACTIONS</td> <td></td> </tr> <tr> <td>.XX = ±.02</td> <td>[.51]</td> <td></td> <td>± 1/32</td> </tr> <tr> <td>.XXX = ±.005</td> <td>[.13]</td> <td>ANGLES ± 1°</td> <td></td> </tr> </table> <p>CABLE LENGTH (L) TOLERANCES:</p> <table border="0"> <tr> <td>L ≤ 12 [305]</td> <td>= +1 [25] / -0</td> </tr> <tr> <td>12 [305] < L ≤ 60 [1524]</td> <td>= +2 [51] / -0</td> </tr> <tr> <td>60 [1524] < L ≤ 120 [3048]</td> <td>= +4 [102] / -0</td> </tr> <tr> <td>120 [3048] < L ≤ 300 [7620]</td> <td>= +6 [152] / -0</td> </tr> <tr> <td>300 [7620] < L ≤ +5% L / -0</td> <td></td> </tr> </table> <p>ALL DIMENSIONS SHOWN ARE FOR REFERENCE ONLY.</p>	.X = ±.2	[.08]	FRACTIONS		.XX = ±.02	[.51]		± 1/32	.XXX = ±.005	[.13]	ANGLES ± 1°		L ≤ 12 [305]	= +1 [25] / -0	12 [305] < L ≤ 60 [1524]	= +2 [51] / -0	60 [1524] < L ≤ 120 [3048]	= +4 [102] / -0	120 [3048] < L ≤ 300 [7620]	= +6 [152] / -0	300 [7620] < L ≤ +5% L / -0		<p>THIRD-ANGLE PROJECTION</p> <p>THE INFORMATION AND DESIGN IN THIS DOCUMENT IS THE PROPERTY OF PASTERNAK CORPORATION. ALL RIGHTS RESERVED.</p> <p>SHEET 1 OF 1</p> <p>SCALE N/A</p>
	.X = ±.2	[.08]	FRACTIONS																				
.XX = ±.02	[.51]		± 1/32																				
.XXX = ±.005	[.13]	ANGLES ± 1°																					
L ≤ 12 [305]	= +1 [25] / -0																						
12 [305] < L ≤ 60 [1524]	= +2 [51] / -0																						
60 [1524] < L ≤ 120 [3048]	= +4 [102] / -0																						
120 [3048] < L ≤ 300 [7620]	= +6 [152] / -0																						
300 [7620] < L ≤ +5% L / -0																							
<p>PE PASTERNAK an INFINITO brand</p> <p>Pasternack Enterprises, Inc. P. O. Box 16759, Irvine, CA 92623. Phone: 1.949.261.1920 1.866.727.8376 Fax: 1.949.261.7451 Website: www.pasternack.com E-mail: sales@pasternack.com</p>	<p>ITEM NO. PE33174LF/HS</p> <p>SIZE A</p> <p>CAGE CODE 53919</p> <p>DRAWN BY K.DANG</p> <p>REV A</p>																						

THESE COMMODITIES, TECHNOLOGY OR SOFTWARE WERE EXPORTED FROM THE UNITED STATES IN ACCORDANCE WITH THE EXPORT ADMINISTRATION REGULATIONS. DIVERSION CONTRARY TO U.S. LAW PROHIBITED.