



RF Coaxial GS Probe, 1,500 Micron Pitch, Up to
40 GHz, Cable Mount, 2.92mm Interface

RF Microwave Probes Technical Data Sheet

PE2PB1007

Configuration

- Single Channel
- Cable Mount
- GS Tip
- 2.92mm Female Connector
- 1,500 um Pitch

Features

- Max. Operating Frequency of 40 GHz
- Return Loss better than 10 dB
- Gold Plated Contacts
- Compliant coaxial GS pogo pins
- In stock and ready to ship

Applications

- Signal Integrity probing
- S-parameter measurements
- RF Coaxial Probing
- Device characterization
- Differential Probing

Description

Pasternack's PE2PB1007 RF Coaxial GS probe is part of our full line of RF components available for same-day shipping. These RF coaxial probes are designed to connect RF sources, analyzers and oscilloscopes to microwave circuits, PCB and test fixtures. These microwave coaxial probes are available in GS (SG) and GSG variants. They can be used manually with a coaxial cable assembly or with our optional probe positioner to characterize devices, troubleshoot or make signal integrity measurements. Pairs of coaxial GS probes can be used in tandem with delay matched cable assemblies to perform high speed differential measurements.

Our RF Coaxial GS probe datasheet specifications and drawing with dimensions are shown below in this PDF. Pasternack's broad catalog of RF, microwave and millimeter wave components allow designers to configure and customize their signal connections however they like. Whether the need is to provide signal integrity probing or device characterization, Pasternack can ship you the right components same day.

Electrical Specifications

Description	Minimum	Typical	Maximum	Units
Frequency Range	DC		40	GHz
Impedance		50		Ohms
Return Loss			10	dB
Insertion Loss			0.5	dB

Mechanical Specifications

Probe	
Configuration	GS
Pin Type	Pogo Pin
Pitch	1,500 um [0.06 in]
Secondary Pitch	2,500 um [0.1 in]

Click the following link (or enter part number in "SEARCH" on website) to obtain additional part information including price, inventory and certifications: [RF Coaxial GS Probe, 1,500 Micron Pitch, Up to 40 GHz, Cable Mount, 2.92mm Interface PE2PB1007](#)

RF Coaxial GS Probe, 1,500 Micron Pitch, Up to
40 GHz, Cable Mount, 2.92mm Interface

RF Microwave Probes Technical Data Sheet

PE2PB1007

Connector

Connector Type

2.92mm Female

Size

Length

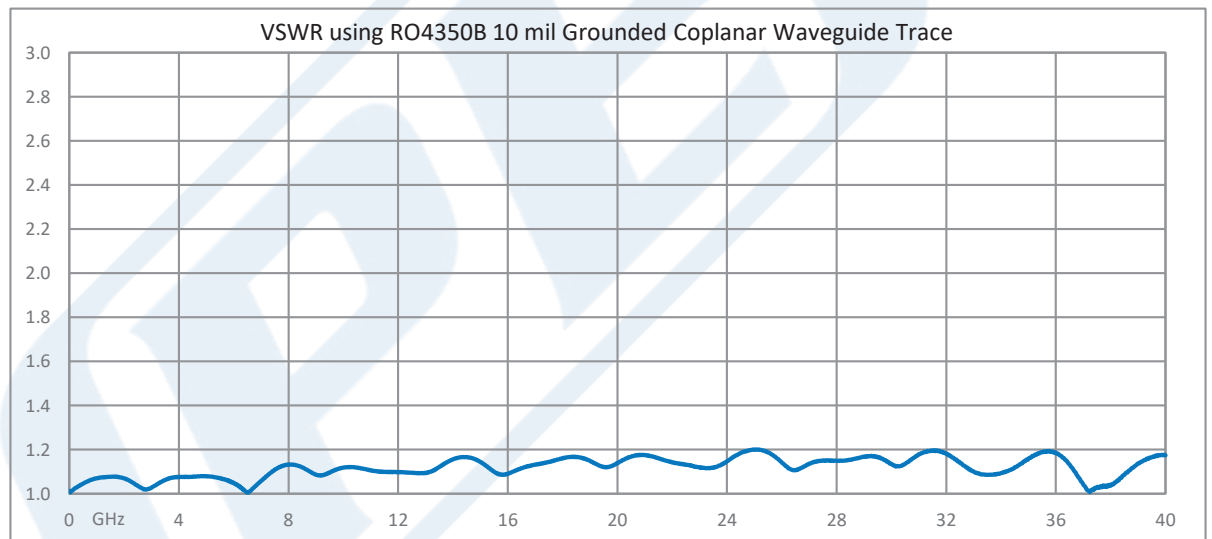
1.18 in [29.97 mm]

Compliance Certifications (see [product page](#) for current document)

Plotted and Other Data

Notes:

Typical Performance Data



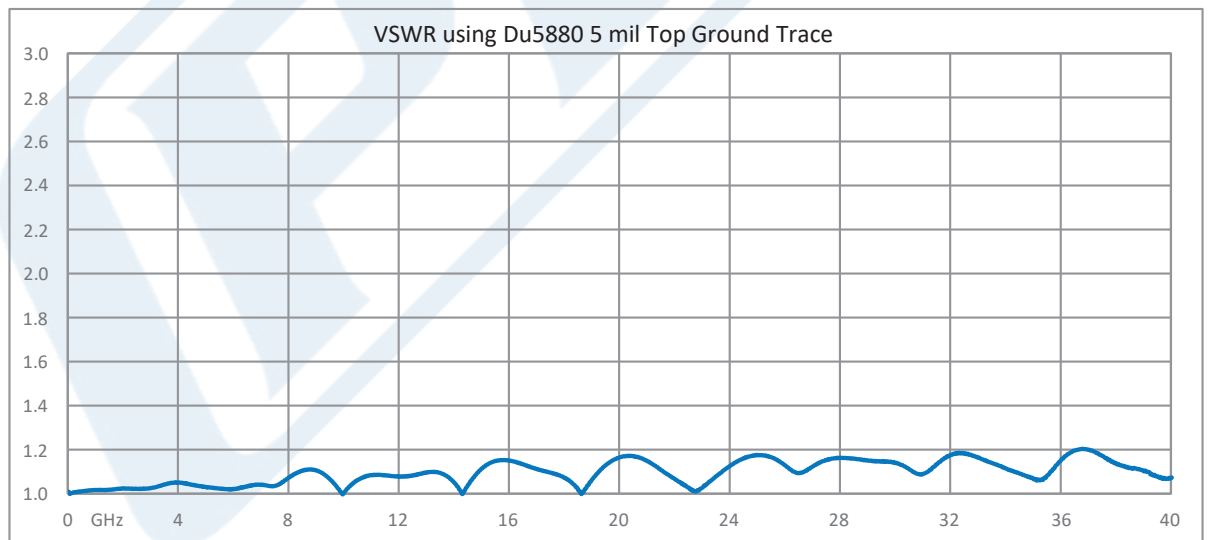
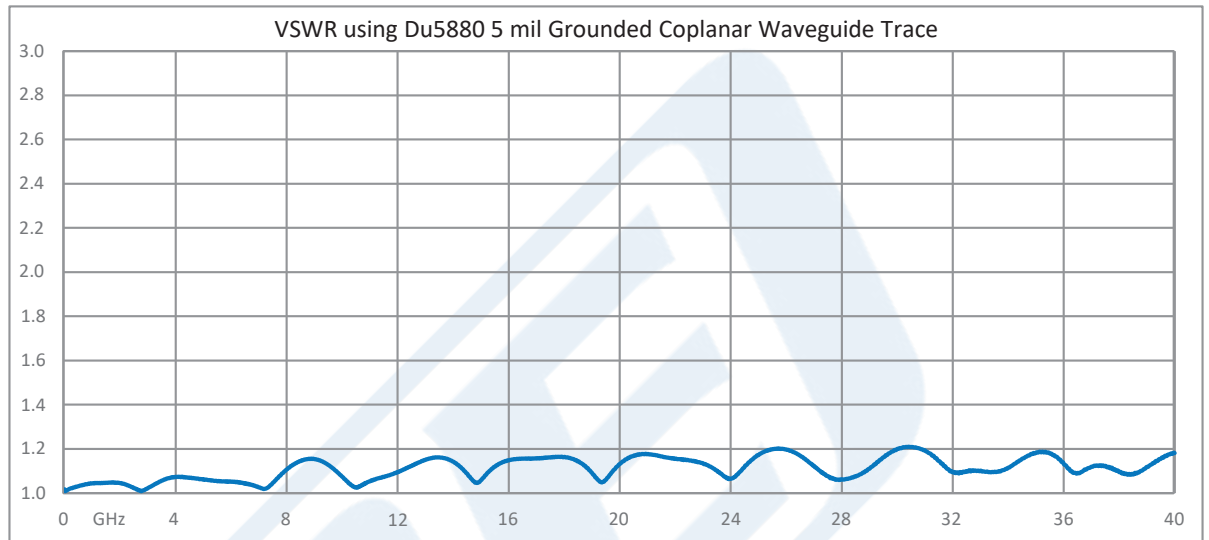
Click the following link (or enter part number in "SEARCH" on website) to obtain additional part information including price, inventory and certifications: [RF Coaxial GS Probe, 1,500 Micron Pitch, Up to 40 GHz, Cable Mount, 2.92mm Interface PE2PB1007](#)



RF Coaxial GS Probe, 1,500 Micron Pitch, Up to
40 GHz, Cable Mount, 2.92mm Interface

RF Microwave Probes Technical Data Sheet

PE2PB1007



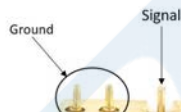
Click the following link (or enter part number in "SEARCH" on website) to obtain additional part information including price, inventory and certifications: [RF Coaxial GS Probe, 1,500 Micron Pitch, Up to 40 GHz, Cable Mount, 2.92mm Interface PE2PB1007](#)



RF Coaxial GS Probe, 1,500 Micron Pitch, Up to
40 GHz, Cable Mount, 2.92mm Interface

RF Microwave Probes Technical Data Sheet

PE2PB1007



PROBE CONTACT WITH BOARD



(EXAMPLE INTERFACE SHOWN)

Click the following link (or enter part number in "SEARCH" on website) to obtain additional part information including price, inventory and certifications: [RF Coaxial GS Probe, 1,500 Micron Pitch, Up to 40 GHz, Cable Mount, 2.92mm Interface PE2PB1007](#)




RF Coaxial GS Probe, 1,500 Micron Pitch, Up to
40 GHz, Cable Mount, 2.92mm Interface

RF Microwave Probes Technical Data Sheet

PE2PB1007

PROBE IN POSITIONER, PE5TL1000



SHOWN WITH PE360 CABLE ASSEMBLY



(POSITIONER AND CABLE ASSEMBLY SOLD SEPARATELY)

Click the following link (or enter part number in "SEARCH" on website) to obtain additional part information including price, inventory and certifications: [RF Coaxial GS Probe, 1,500 Micron Pitch, Up to 40 GHz, Cable Mount, 2.92mm Interface PE2PB1007](#)



RF Coaxial GS Probe, 1,500 Micron Pitch, Up to 40 GHz, Cable Mount, 2.92mm Interface

RF Microwave Probes Technical Data Sheet

PE2PB1007

RF Coaxial GS Probe, 1,500 Micron Pitch, Up to 40 GHz, Cable Mount, 2.92mm Interface from Pasternack Enterprises has same day shipment for domestic and International orders. Our RF, microwave and millimeter wave products maintain a 99.4% availability and are part of the broadest selection in the industry.

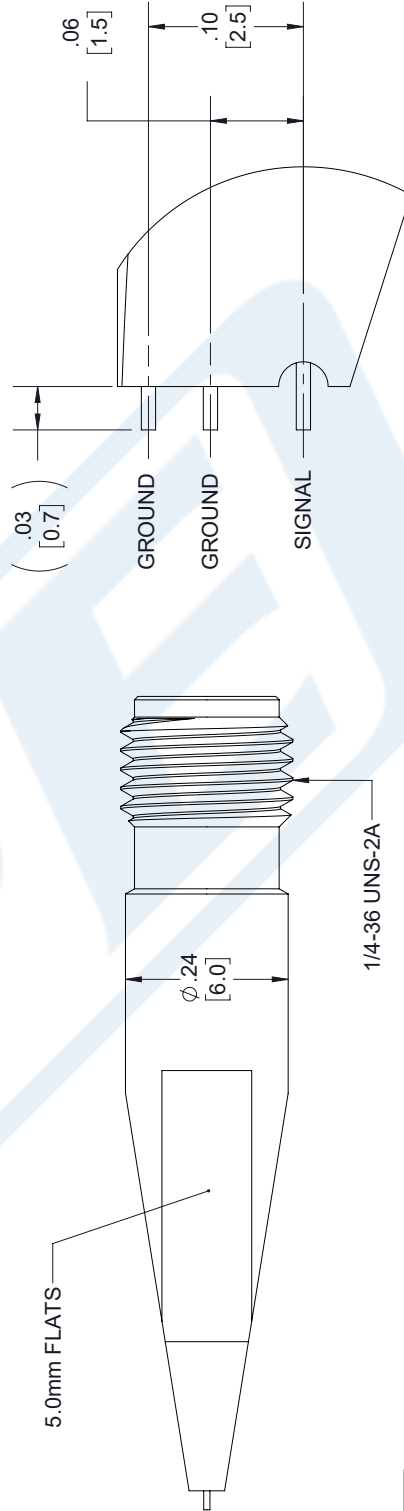
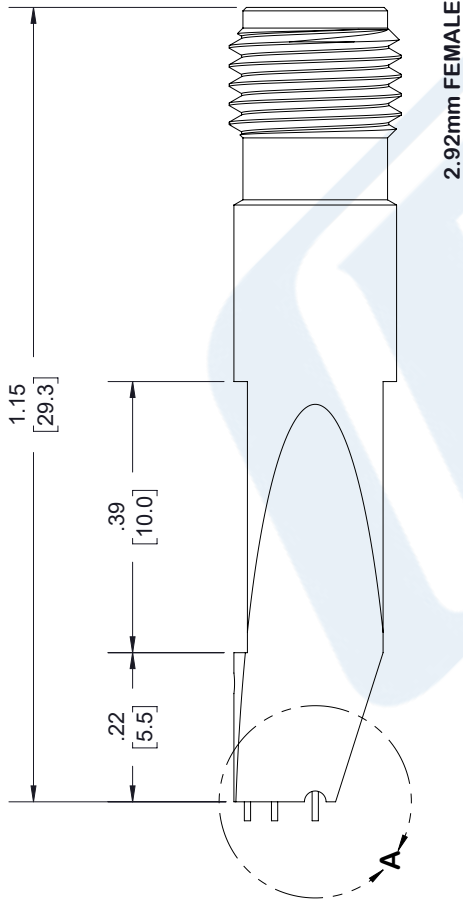
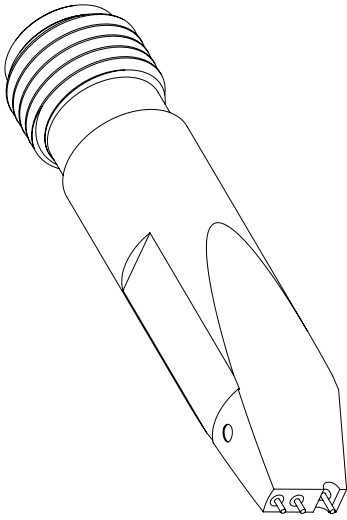
Click the following link (or enter part number in "SEARCH" on website) to obtain additional part information including price, inventory and certifications: [RF Coaxial GS Probe, 1,500 Micron Pitch, Up to 40 GHz, Cable Mount, 2.92mm Interface PE2PB1007](https://www.pasternack.com/rf-coaxial-gs-probe-1500-micron-pitch-40ghz-cable-mount-2.92mm-pe2pb1007-p.aspx)

URL: <https://www.pasternack.com/rf-coaxial-gs-probe-1500-micron-pitch-40ghz-cable-mount-2.92mm-pe2pb1007-p.aspx>

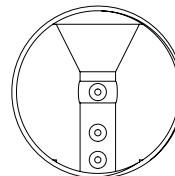
The information contained in this document is accurate to the best of our knowledge and representative of the part described herein. It may be necessary to make modifications to the part and/or the documentation of the part, in order to implement improvements. Pasternack reserves the right to make such changes as required. Unless otherwise stated, all specifications are nominal. Pasternack does not make any representation or warranty regarding the suitability of the part described herein for any particular purpose, and Pasternack does not assume any liability arising out of the use of any part or documentation.

PE2PB1007 CAD Drawing

RF Coaxial GS Probe, 1,500 Micron Pitch, Up to 40 GHz, Cable Mount, 2.92mm Interface



DETAIL A



STANDARD TOLERANCES

.X ±0.2
.XX ±0.01
.XXX ±0.005

*STANDARD TOLERANCES APPLY
ONLY TO DIMENSIONS IN INCHES



Pasternack Enterprises, Inc.
P.O. Box 16759 | Irvine | CA | 92623
Phone: (949) 261-1920 | Fax: (949) 261-7451
Website: www.pasternack.com | E-Mail: sales@pasternack.com

DWG TITLE

PE2PB1007

NOTES:
1. UNLESS OTHERWISE SPECIFIED ALL DIMENSIONS ARE NOMINAL.
2. ALL SPECIFICATIONS ARE SUBJECT TO CHANGE WITHOUT NOTICE AT ANY TIME.
3. DIMENSIONS ARE IN INCHES [mm].

CAGE CODE 53919

CAD FILE 07/13/18

SCALE N/A

SIZE A

7361