



## 4 Way Broadband Combiner from 800 MHz to 2.5 GHz Type N

### RF Combiners Technical Data Sheet

PE20S0009

#### Features

- 800 to 2500 MHz Frequency
- 600 watt max power
- Insertion Loss: < 0.60 dB
- Phase Balance:  $\pm 5$  degrees
- Amplitude Balance:  $\pm 0.2$  dB
- Isolation: >6 dB
- High Power Handling Capability

#### Applications

- Communications Systems
- Power Combining
- PCS, GSM, LTE, Cellular
- Amplifier Systems
- Amplifier Power Combining
- Wireless Infrastructures
- Defence Applications

#### Description

PE20S0009 is a passive 4 way High Power Broadband RF Combiner with 50 ohm N connectors operating from 800 to 2500 MHz, with max power at 600 watts. The PE20S0009 has greater than 6 dB typical isolation, less than 0.60 dB typical low insertion loss and a Max VSWR of 1.30:1; along with a phase balance of  $\pm 5$  degrees and an amplitude balance of  $\pm 0.2$  dB. The RF Combiner operates in a temperature range from -55°C to 85°C, with a foot print of 4.51"x4.35"x1.15".

#### Electrical Specifications

Design: Reactive  
Number of Input Ports: 4

Description	Minimum	Typical	Maximum	Units
Frequency Range	0.8		2.5	GHz
Impedance		50		Ohms
Output VSWR			1.3:1	
Insertion Loss			0.6	dB
Isolation	6			dB
Amplitude Balance		$\pm 0.2$		dB
Phase Balance		$\pm 5$		Degrees
Power Handling (CW)			600	Watts

\*\*See Electrical Notes

Electrical Specification Notes:  
The device is intended for coherent signal combining.

Click the following link (or enter part number in "SEARCH" on website) to obtain additional part information including price, inventory and certifications: [4 Way Broadband Combiner from 800 MHz to 2.5 GHz Type N PE20S0009](#)



## 4 Way Broadband Combiner from 800 MHz to 2.5 GHz Type N

### RF Combiners Technical Data Sheet

PE20S0009

#### Mechanical Specifications

##### Size

Length	4.5 in [114.3 mm]
Width	4.35 in [110.49 mm]
Height	1.15 in [29.21 mm]
Weight	1.804 lbs [818.28 g]

Housing Material and Plating

Aluminum Alloy

##### Configuration

Input Connector

N Female

Output Connectors

N Female

#### Environmental Specifications

##### Temperature

Operating Range

-55 to +85 deg C

**Compliance Certifications** (see [product page](#) for current document)

#### Plotted and Other Data

Notes:

Click the following link (or enter part number in "SEARCH" on website) to obtain additional part information including price, inventory and certifications: [4 Way Broadband Combiner from 800 MHz to 2.5 GHz Type N PE20S0009](#)

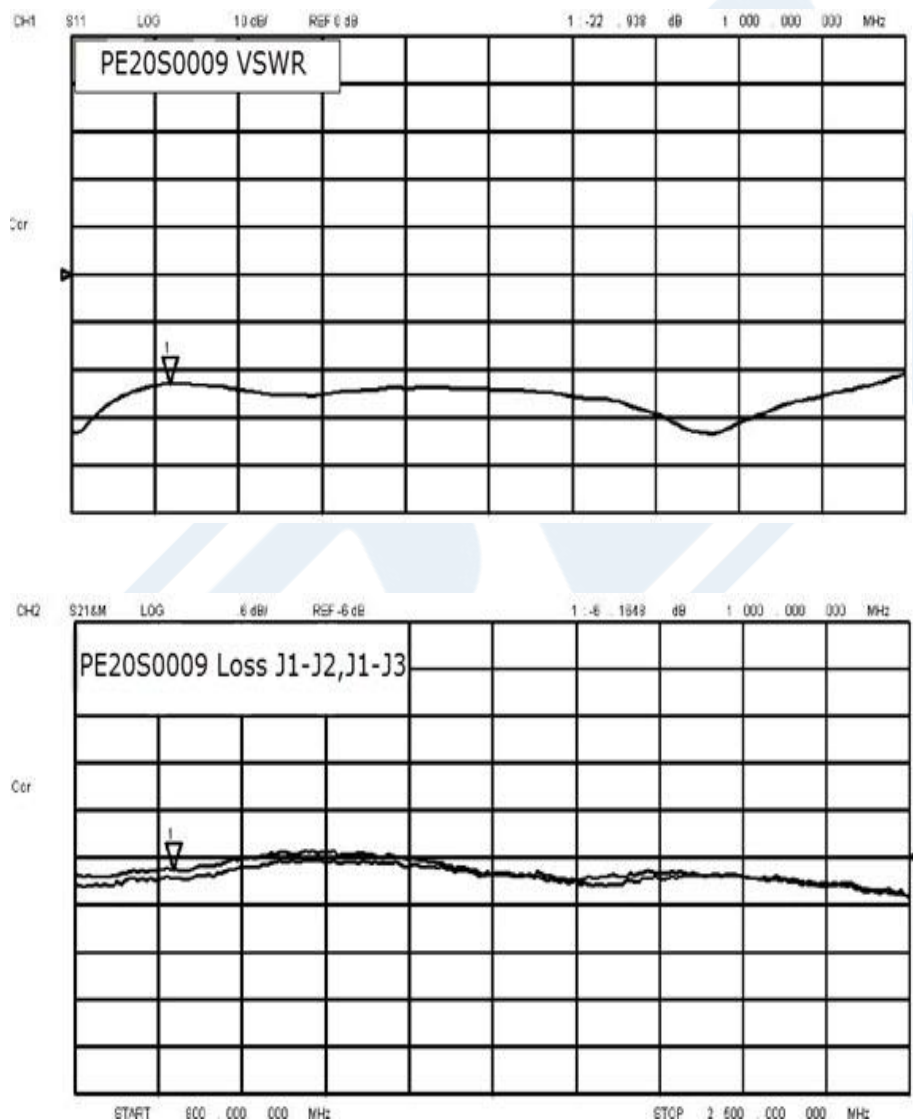


## 4 Way Broadband Combiner from 800 MHz to 2.5 GHz Type N

### RF Combiners Technical Data Sheet

PE20S0009

#### Typical Performance Data



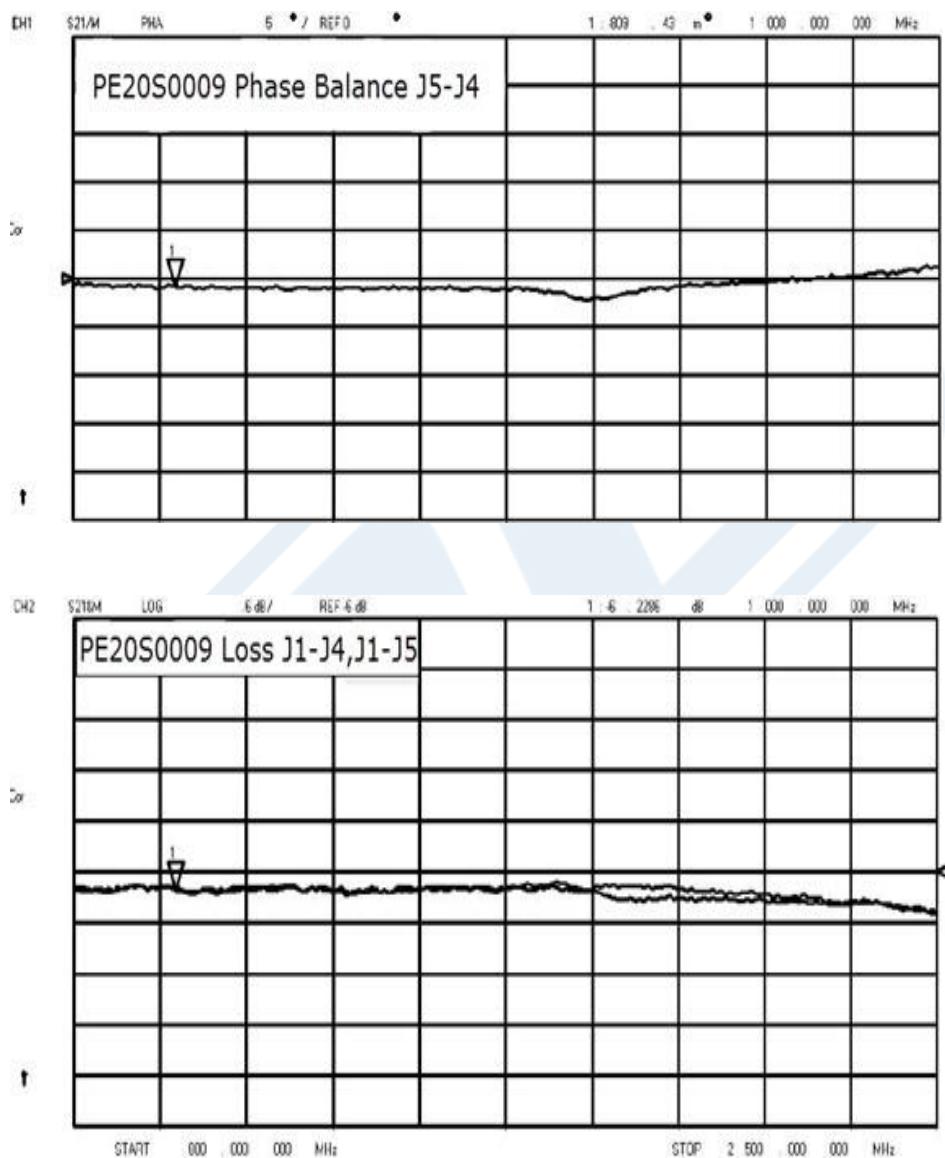
Click the following link (or enter part number in "SEARCH" on website) to obtain additional part information including price, inventory and certifications: [4 Way Broadband Combiner from 800 MHz to 2.5 GHz Type N PE20S0009](#)



## 4 Way Broadband Combiner from 800 MHz to 2.5 GHz Type N

### RF Combiners Technical Data Sheet

PE20S0009



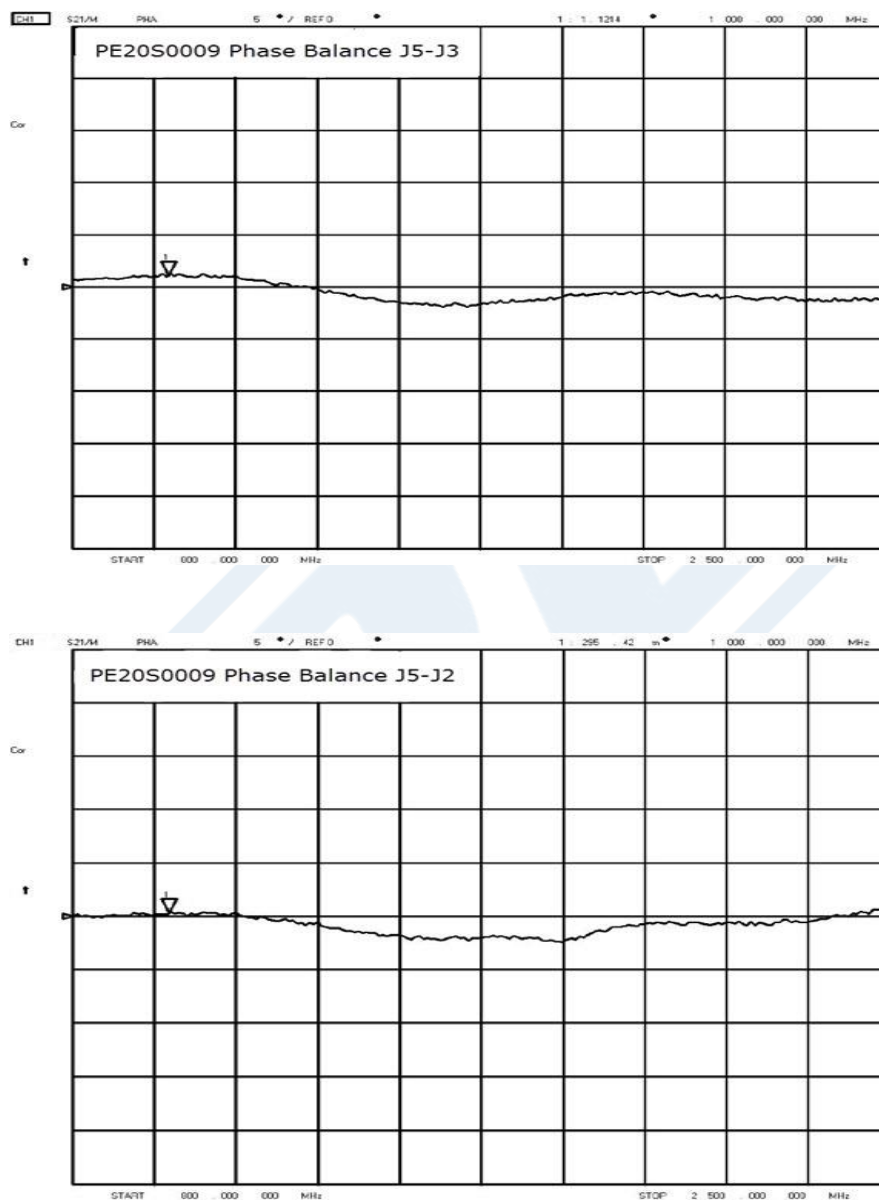
Click the following link (or enter part number in "SEARCH" on website) to obtain additional part information including price, inventory and certifications: [4 Way Broadband Combiner from 800 MHz to 2.5 GHz Type N PE20S0009](#)



## 4 Way Broadband Combiner from 800 MHz to 2.5 GHz Type N

### RF Combiners Technical Data Sheet

PE20S0009



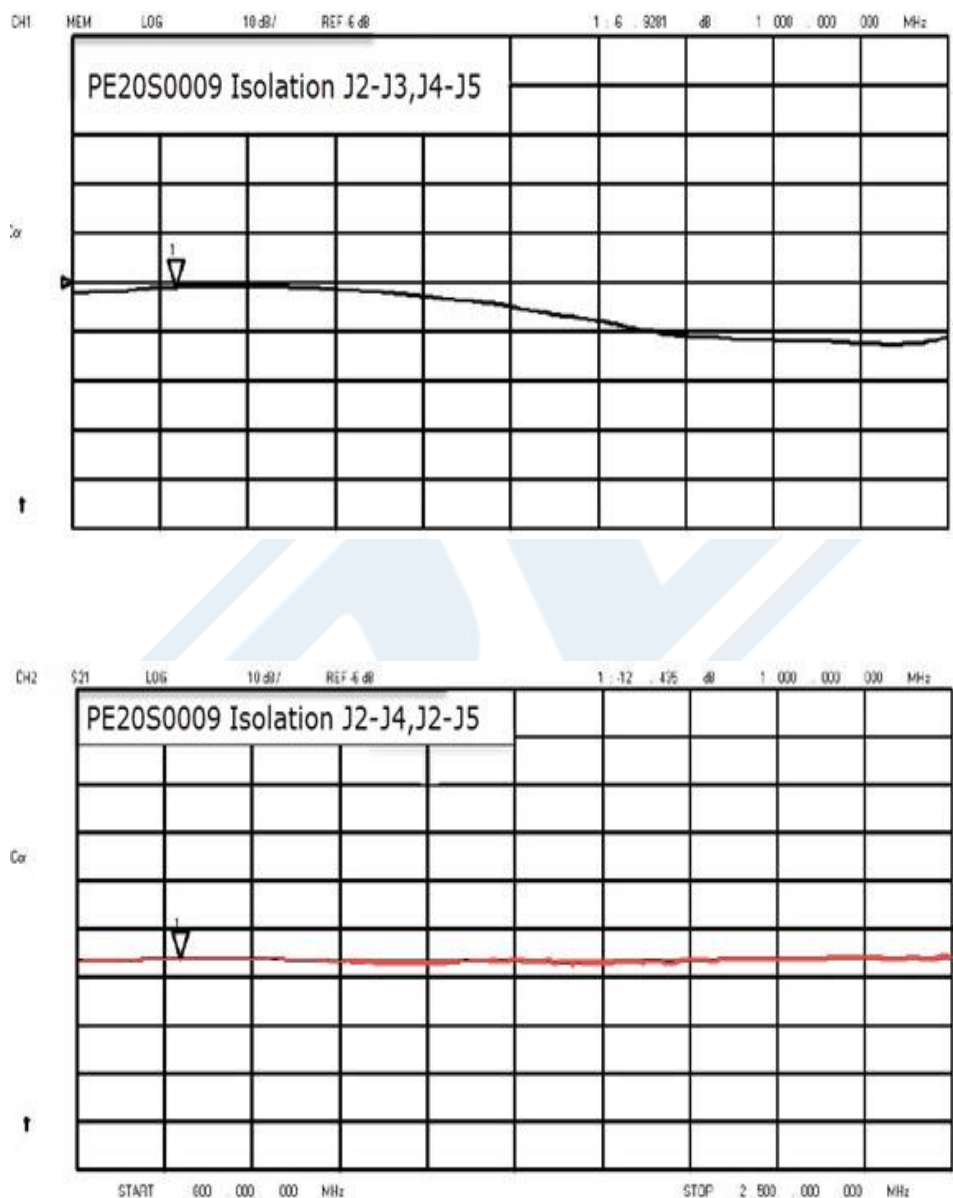
Click the following link (or enter part number in "SEARCH" on website) to obtain additional part information including price, inventory and certifications: [4 Way Broadband Combiner from 800 MHz to 2.5 GHz Type N PE20S0009](#)



## 4 Way Broadband Combiner from 800 MHz to 2.5 GHz Type N

### RF Combiners Technical Data Sheet

PE20S0009



Click the following link (or enter part number in "SEARCH" on website) to obtain additional part information including price, inventory and certifications: [4 Way Broadband Combiner from 800 MHz to 2.5 GHz Type N PE20S0009](#)



## 4 Way Broadband Combiner from 800 MHz to 2.5 GHz Type N

### RF Combiners Technical Data Sheet

PE20S0009

4 Way Broadband Combiner from 800 MHz to 2.5 GHz Type N from Pasternack Enterprises has same day shipment for domestic and International orders. Our RF, microwave and millimeter wave products maintain a 99.4% availability and are part of the broadest selection in the industry.

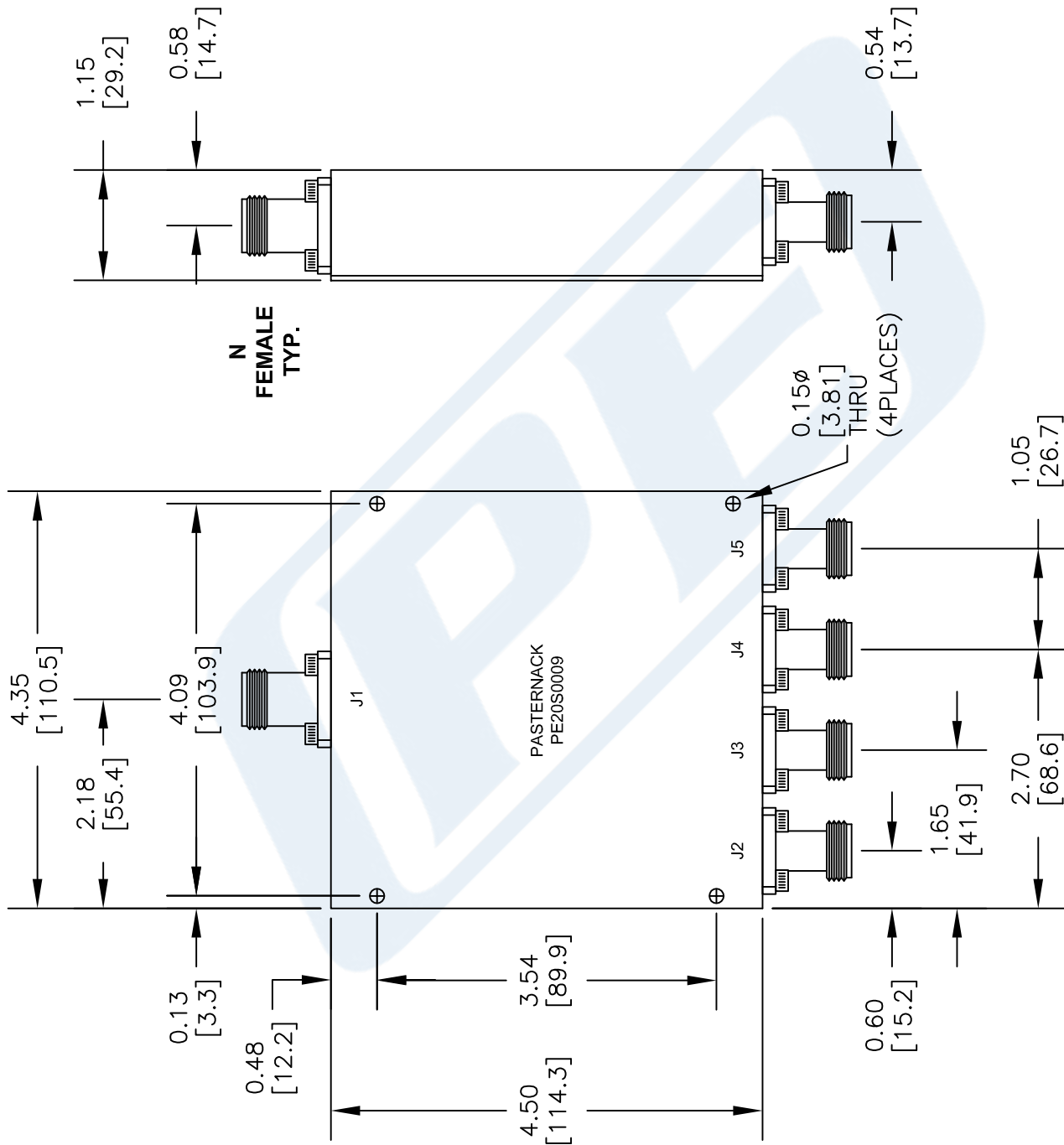
Click the following link (or enter part number in "SEARCH" on website) to obtain additional part information including price, inventory and certifications: [4 Way Broadband Combiner from 800 MHz to 2.5 GHz Type N PE20S0009](https://www.pasternack.com/4-way-n-broadband-power-combiner-800-mhz-2.5-ghz-600-watts-pe20s0009-p.aspx)

URL: <https://www.pasternack.com/4-way-n-broadband-power-combiner-800-mhz-2.5-ghz-600-watts-pe20s0009-p.aspx>

The information contained in this document is accurate to the best of our knowledge and representative of the part described herein. It may be necessary to make modifications to the part and/or the documentation of the part, in order to implement improvements. Pasternack reserves the right to make such changes as required. Unless otherwise stated, all specifications are nominal. Pasternack does not make any representation or warranty regarding the suitability of the part described herein for any particular purpose, and Pasternack does not assume any liability arising out of the use of any part or documentation.

### 4 Way Broadband Combiner from 800 MHz to 2.5 GHz Type N

## 4 Way Broadband Combiner from 800 MHz to 2.5 GHz Type N



**NOTES:**

- NOTES:
1. UNLESS OTHERWISE SPECIFIED ALL DIMENSIONS ARE NOMINAL.
  2. ALL SPECIFICATIONS ARE SUBJECT TO CHANGE WITHOUT NOTICE AT ANY TIME.
  3. DIMENSIONS ARE IN INCHES [mm].

**DWG TITLE**

**PE20S0009**

FSCM NO. 53919

**CAD FILE**      **071614**

SCALE N/A

**SIZE A**

150



**PARNER**  
THE ENGINEER'S RF SOURCE

Pasternack Enterprises, Inc.  
P.O. Box 16759 | Irvine | CA | 92623  
**Phone:** (949) 261-1920 | **Fax:** (949) 261-7451  
**Website:** [www.pasternack.com](http://www.pasternack.com) | **E-Mail:** [sales@pasternack.com](mailto:sales@pasternack.com)