



## 90 Degree SMA Hybrid Coupler From 2 GHz to 8 GHz Rated to 30 Watts

### Hybrids Technical Data Sheet

PE2058

#### Features

- High Power 90° Hybrid Coupler
- 2 to 8 GHz Frequency Range
- Isolation > 17 dB
- Max Power 30 Watts (CW)

#### Applications

- Test and Measurement
- Military Communications
- Commercial Communications
- Wireless Communications
- SATCOM

#### Description

The PE2058 is a high power 90 degree hybrid coupler that operates from 2 to 8 GHz and can handle up to 30 Watts (CW) with 17 dB isolation minimum and 1.3:1 VSWR maximum. The package interface uses SMA female connectors, and is REACH and RoHS compliant.

The PE2058 is part of Pasternack's family of 90 degree hybrid couplers in connectorized packages. These quadrature hybrids are excellent for any situation to either equally split an input signal into two paths with a 90 degree phase shift between them or to combine signals while maintaining high isolation between them.

#### Electrical Specifications

Description	Minimum	Typical	Maximum	Units
Frequency Range	2		8	GHz
Impedance		50		Ohms
Phase Difference		90		Degrees
Coupling		3.3 ±0.8		dB
Isolation	17			dB
VSWR			1.3:1	
Frequency Sensitivity		±0.4		dB
Phase Balance			±4	Degrees
Input Power (CW)			30	Watts
Input Power (Peak)			3	KWatts

Electrical Specification Notes:  
Coupling includes frequency sensitivity.

Click the following link (or enter part number in "SEARCH" on website) to obtain additional part information including price, inventory and certifications: [90 Degree SMA Hybrid Coupler From 2 GHz to 8 GHz Rated to 30 Watts PE2058](#)



## 90 Degree SMA Hybrid Coupler From 2 GHz to 8 GHz Rated to 30 Watts

### Hybrids Technical Data Sheet

PE2058

#### Mechanical Specifications

##### Size

Length	2.6 in [66.04 mm]
Width	0.75 in [19.05 mm]
Height	0.44 in [11.18 mm]
Weight	0.125 lbs [56.7 g]

##### Configuration

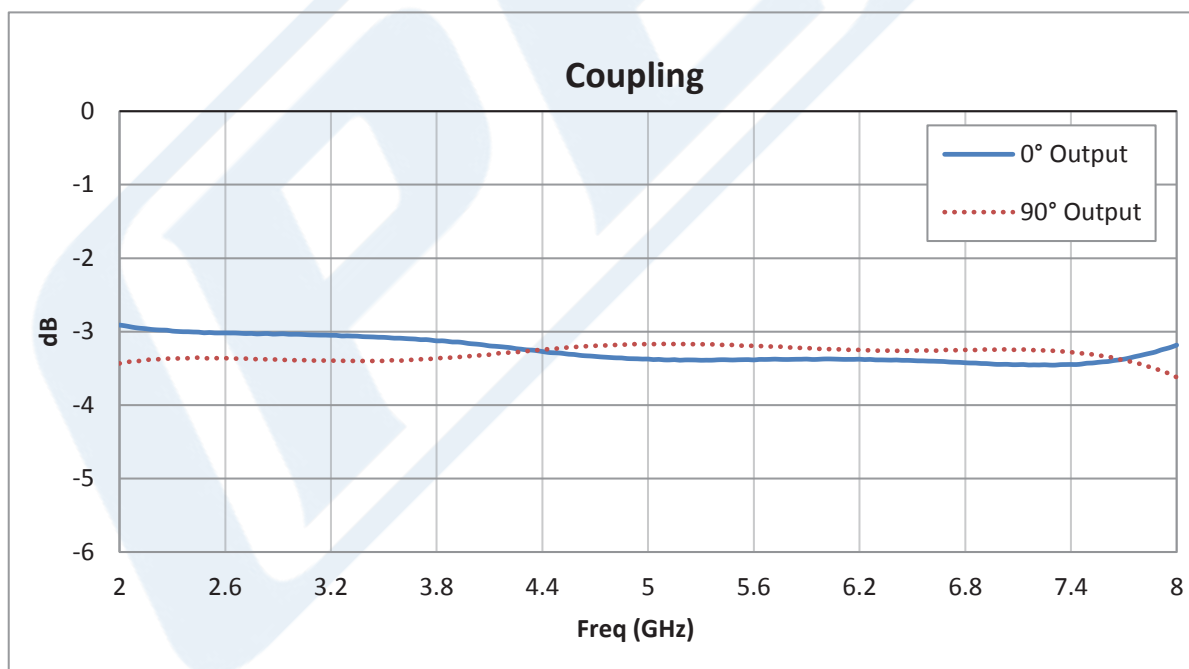
RF Connector Type	SMA Female
-------------------	------------

**Compliance Certifications** (see [product page](#) for current document)

#### Plotted and Other Data

Notes:

#### Typical Performance Data



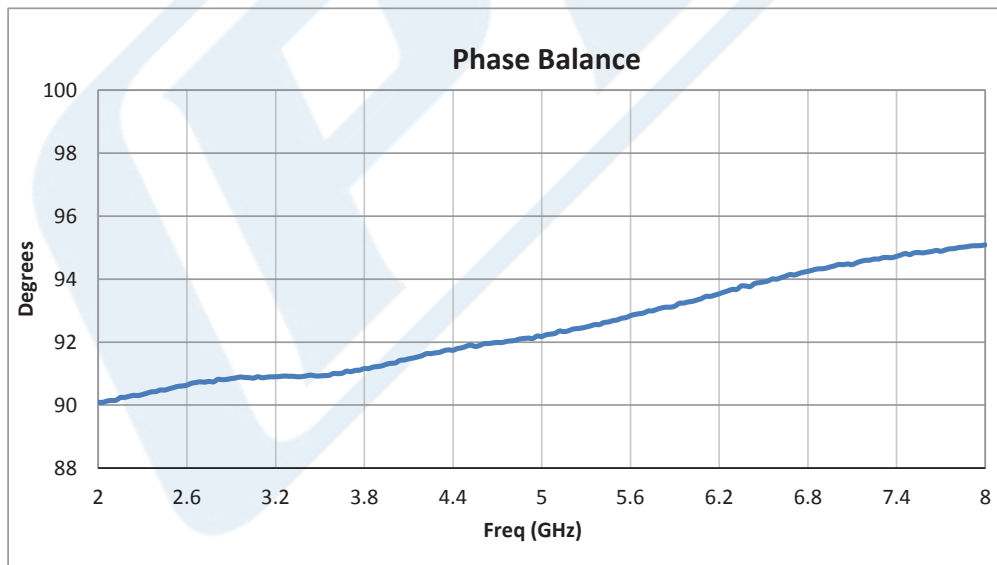
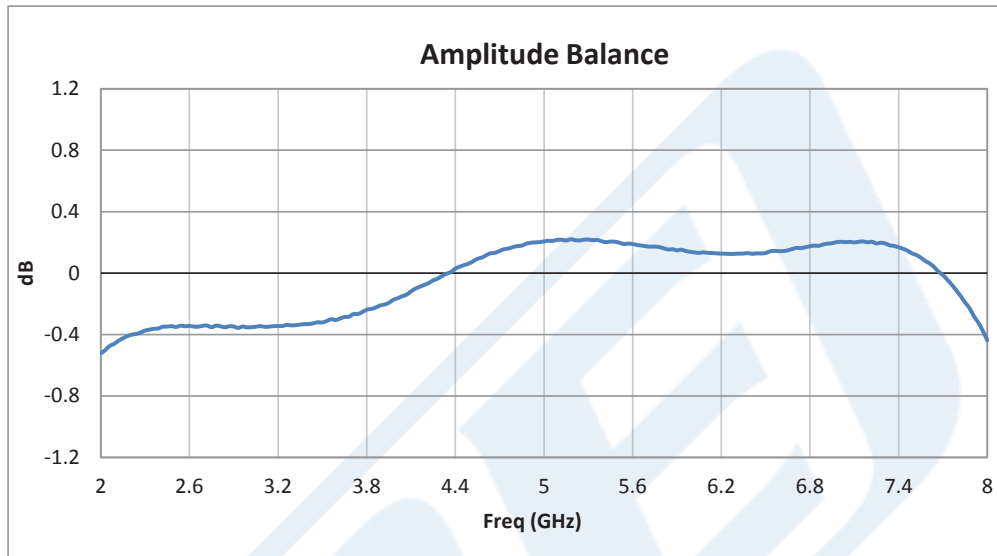
Click the following link (or enter part number in "SEARCH" on website) to obtain additional part information including price, inventory and certifications: [90 Degree SMA Hybrid Coupler From 2 GHz to 8 GHz Rated to 30 Watts PE2058](#)



90 Degree SMA Hybrid Coupler From  
2 GHz to 8 GHz Rated to 30 Watts

Hybrids Technical Data Sheet

PE2058



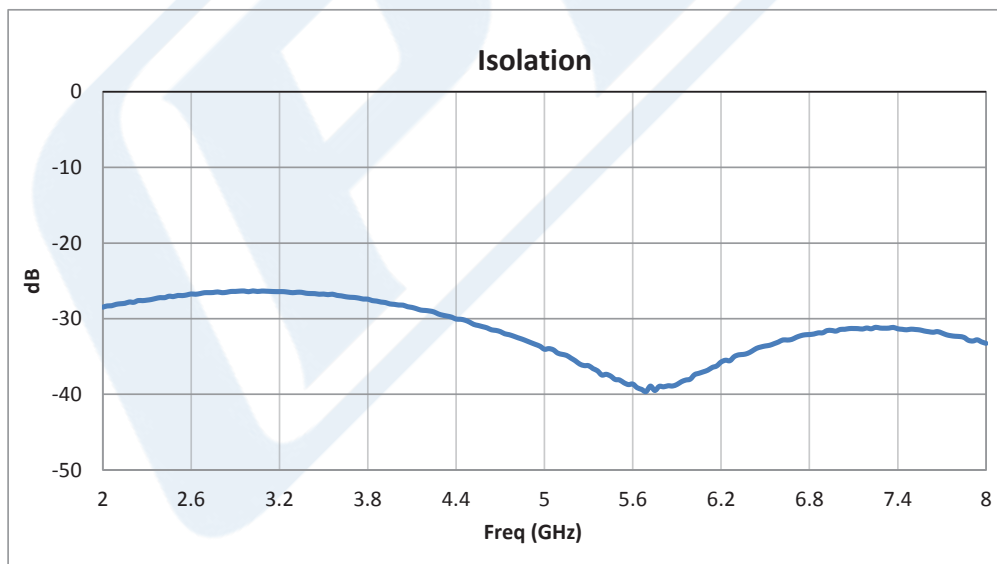
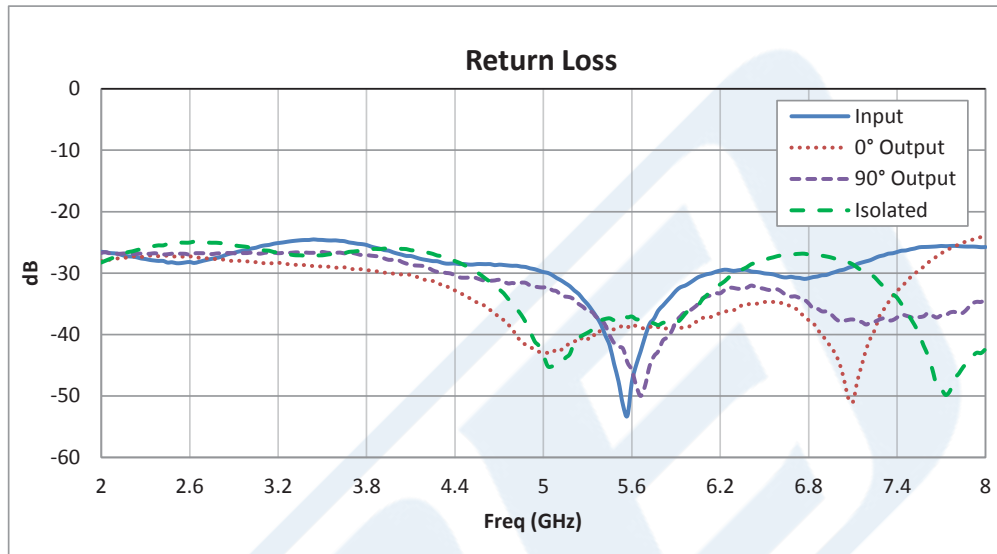
Click the following link (or enter part number in "SEARCH" on website) to obtain additional part information including price, inventory and certifications: [90 Degree SMA Hybrid Coupler From 2 GHz to 8 GHz Rated to 30 Watts PE2058](#)



90 Degree SMA Hybrid Coupler From  
2 GHz to 8 GHz Rated to 30 Watts

Hybrids Technical Data Sheet

PE2058



90 Degree SMA Hybrid Coupler From 2 GHz to 8 GHz Rated to 30 Watts from Pasternack Enterprises has same day shipment for domestic and International orders. Our RF, microwave and millimeter wave products maintain a 99.4% availability and are part of the broadest selection in the industry.

Click the following link (or enter part number in "SEARCH" on website) to obtain additional part information including price, inventory and certifications: [90 Degree SMA Hybrid Coupler From 2 GHz to 8 GHz Rated to 30 Watts PE2058](#)



## 90 Degree SMA Hybrid Coupler From 2 GHz to 8 GHz Rated to 30 Watts

### Hybrids Technical Data Sheet

PE2058

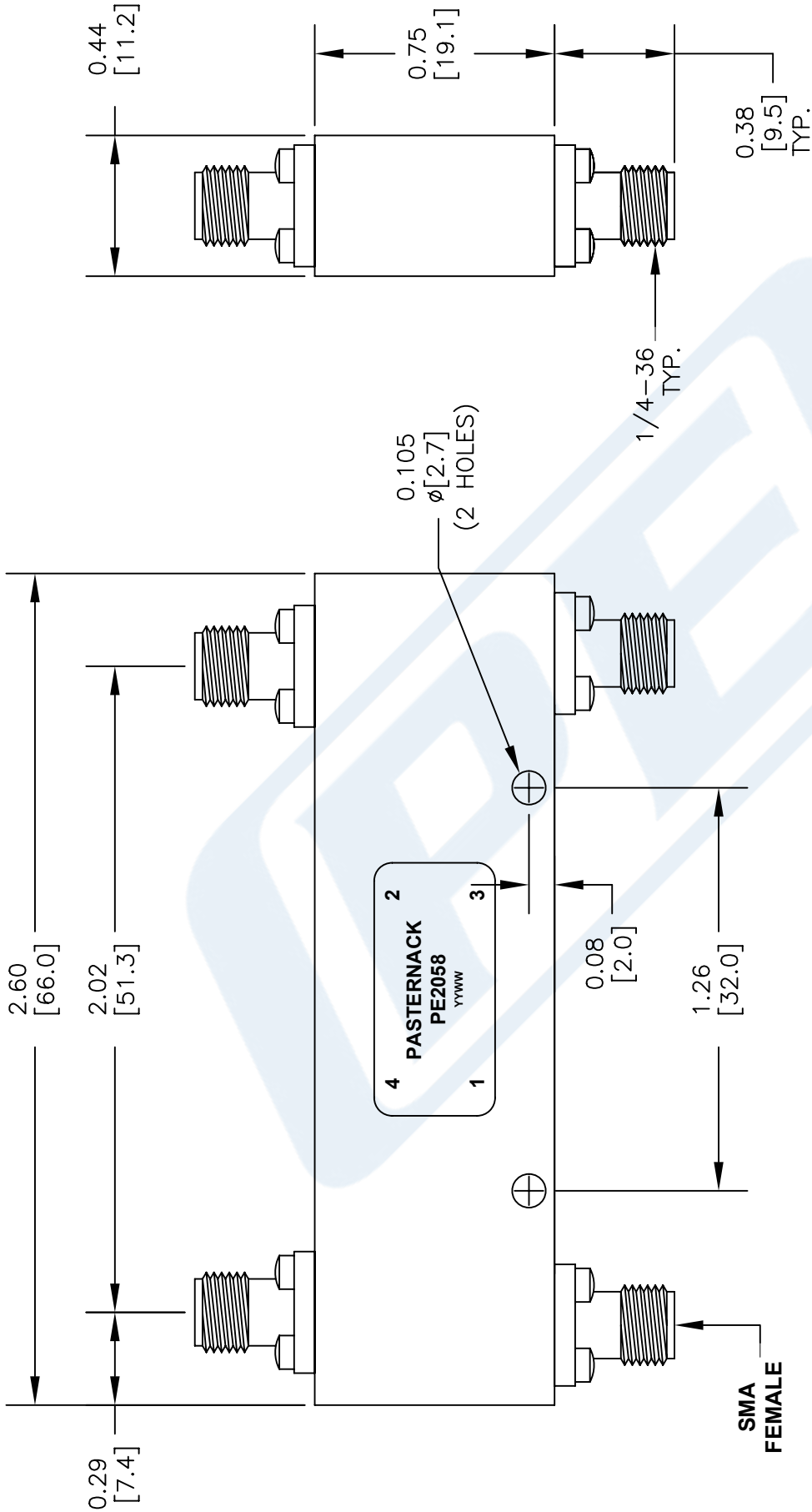
Click the following link (or enter part number in "SEARCH" on website) to obtain additional part information including price, inventory and certifications: [90 Degree SMA Hybrid Coupler From 2 GHz to 8 GHz Rated to 30 Watts PE2058](https://www.pasternack.com/hybrid-directional-3-db-sma-coupler-2-8-ghz-30-watts-pe2058-p.aspx)

URL: <https://www.pasternack.com/hybrid-directional-3-db-sma-coupler-2-8-ghz-30-watts-pe2058-p.aspx>

The information contained in this document is accurate to the best of our knowledge and representative of the part described herein. It may be necessary to make modifications to the part and/or the documentation of the part, in order to implement improvements. Pasternack reserves the right to make such changes as required. Unless otherwise stated, all specifications are nominal. Pasternack does not make any representation or warranty regarding the suitability of the part described herein for any particular purpose, and Pasternack does not assume any liability arising out of the use of any part or documentation.

# PE2058 CAD Drawing

90 Degree SMA Hybrid Coupler From 2 GHz to 8 GHz Rated to 30 Watts



## STANDARD TOLERANCES

DECIMAL  
.XX ±0.02  
.XXX ±0.010

\*STANDARD TOLERANCES APPLY ONLY TO DIMENSIONS IN INCHES

## PORT CONFIGURATION

INPUT	90° OUTPUT	0° OUTPUT	ISOLATED
1	4	2	3

DWG TITLE

**PE2058**

NOTES:  
1. UNLESS OTHERWISE SPECIFIED ALL DIMENSIONS ARE NOMINAL.  
2. ALL SPECIFICATIONS ARE SUBJECT TO CHANGE WITHOUT NOTICE AT ANY TIME.  
3. DIMENSIONS ARE IN INCHES [mm].

**PE PASTERNAK®**  
THE ENGINEER'S RF SOURCE  
Pasternack Enterprises, Inc.  
P.O. Box 16759 | Irvine | CA | 92623  
Phone: (949) 261-1920 | Fax: (949) 261-7451  
Website: www.pasternack.com | E-Mail: sales@pasternack.com

FSCM NO. 53919

CAD FILE 041516

SCALE N/A

SIZE A

3045