



## Surface Mount (SMT) Voltage Controlled Oscillator (VCO) From 950 MHz to 1.1 GHz, Phase Noise of -104 dBc/Hz and 0.5 inch Package

### Voltage Control Oscillators Technical Data Sheet

**PE1V14001**

#### Features

- 950 MHz to 1100 MHz Bandwidth
- -104 dBc/Hz @ 10kHz offset
- Tuning Voltage 0.0V to 4.5v
- Pout = +9.0 dBm
- Integrated Buffer Amplifier
- Harmonics = -18 dBc
- RoHs Compliant Assembly
- 0.5" SMT package
- Industry Standard Mounting Footprint
- Designed to meet MIL-STD-202 Environmental Conditions

#### Applications

- Phase Locked Loop
- Function Generators
- Frequency Synthesizers
- Receivers
- Electronic Jamming Equipment
- Local Oscillator
- Wireless Communications
- SATCOM
- Optical Communications
- Military Electronic Systems

#### Description

The PE1V14001 is a High Reliability Low Noise Voltage Controlled Oscillator (VCO) which covers a 950 MHz to 1100 MHz frequency band with a voltage tuning range from 0.0V to 4.5V. This design features exceptional phase noise performance of -104 dBc/Hz @ 10 kHz offset. Supply Voltage is +5V with a generated output power level of +9.0 dBm and 2nd harmonic output of -18 dBc typical. The VCO has a buffer amplifier for increased design flexibility. The assembly is RoHs compliant and available in a compact 0.5 inch SMT package with an industry standard mounting footprint. The bottom surface is copper clad with 2-5 micro inches of immersion Gold over 150 - 250 micro inches of Electro less Nickel which makes it resistant to oxidation for ease of soldering. The VCO operates over a temperature range of -40°C to +85°C and is designed to meet a variety of MIL-STD-202 test conditions including Humidity, Shock, and Vibration.

#### Electrical Specifications

Description	Minimum	Typical	Maximum	Units
Frequency Range	0.95		1.1	GHz
Tuning Voltage	0		4.5	Vdc
Supply Voltage (DC)	4.5	5	5.5	Vdc
Supply Current (DC)		16	18	mA
Phase Noise @ 1kHz Offset		-82	-80	dBc/Hz
Phase Noise @ 10kHz Offset		-104	-103	dBc/Hz
Phase Noise @ 100kHz Offset		-124	-123	dBc/Hz
Output Power	+8	+9	+10	dBm
Tuning Sensitivity (Kvco)	35		55	MHz/V
Pushing		0.8	2.2	MHz/V
Pulling (pk-pk)		300	800	KHz
Tuning Port Capacitance		20		pF
Load Impedance		50		Ohms
2nd Harmonics		-18	-15	dBc

Click the following link (or enter part number in "SEARCH" on website) to obtain additional part information including price, inventory and certifications: [Surface Mount \(SMT\) Voltage Controlled Oscillator \(VCO\) From 950 MHz to 1.1 GHz, Phase Noise of -104 dBc/Hz and 0.5 inch Package PE1V14001](#)



Surface Mount (SMT) Voltage Controlled Oscillator (VCO) From 950 MHz to 1.1 GHz, Phase Noise of -104 dBc/Hz and 0.5 inch Package

## Voltage Control Oscillators Technical Data Sheet

**PE1V14001**

### Mechanical Specifications

#### Size

Length	0.5 in [12.7 mm]
Width	0.5 in [12.7 mm]
Height	0.125 in [3.18 mm]
Weight	0.01 lbs [4.54 g]
Body Material and Plating Design	Copper Clad, Nickel, Gold Commercial

### Environmental Specifications

#### Temperature

Operating Range	-40 to +85 deg C
Storage Range	-55 to +125 deg C

Humidity

MIL-STD-202, Method 103, 90% RH, +65 C

Shock

MIL-STD-202, Method 213I

Vibration

MIL-STD-202, Method 204D

Temperature Cycle

MIL-STD-202, Method 107B

ESD Sensitivity

ESD Sensitive Material, Transport material in Approved ESD bags. Handle only in ESD Workstation.



### Compliance Certifications (visit [www.Pasternack.com](http://www.Pasternack.com) for current document)

RoHS Compliant

REACH Compliant

12/17/2015

### Plotted and Other Data

Notes:

Click the following link (or enter part number in "SEARCH" on website) to obtain additional part information including price, inventory and certifications: [Surface Mount \(SMT\) Voltage Controlled Oscillator \(VCO\) From 950 MHz to 1.1 GHz, Phase Noise of -104 dBc/Hz and 0.5 inch Package PE1V14001](#)

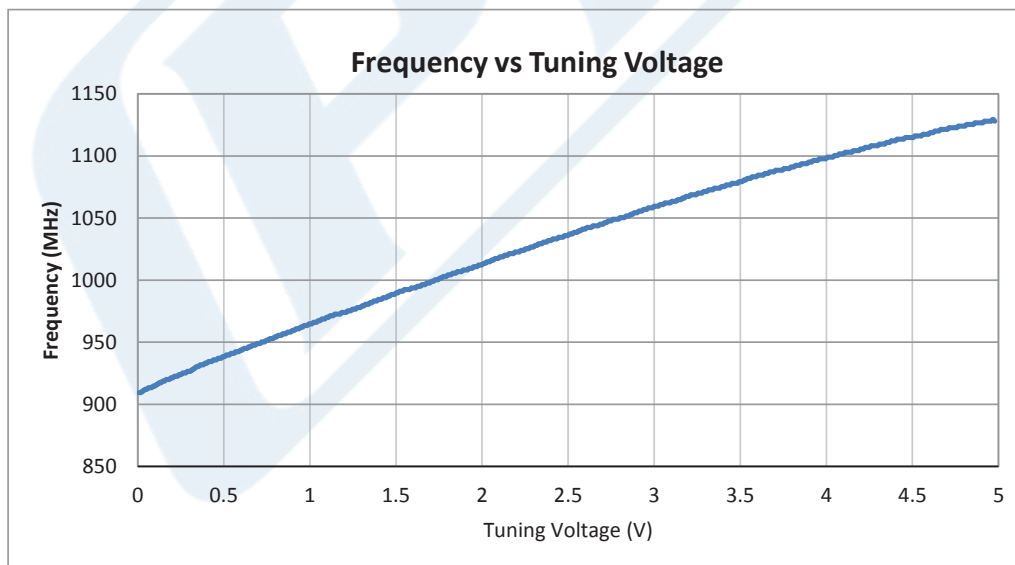
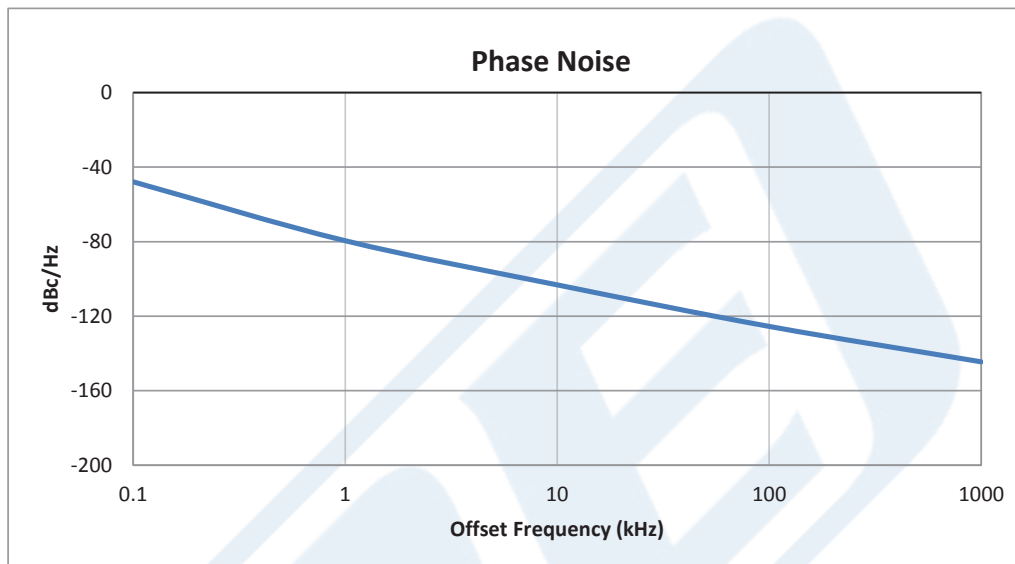


Surface Mount (SMT) Voltage Controlled Oscillator (VCO) From 950 MHz to 1.1 GHz, Phase Noise of -104 dBc/Hz and 0.5 inch Package

## Voltage Control Oscillators Technical Data Sheet

**PE1V14001**

### Typical Performance Data



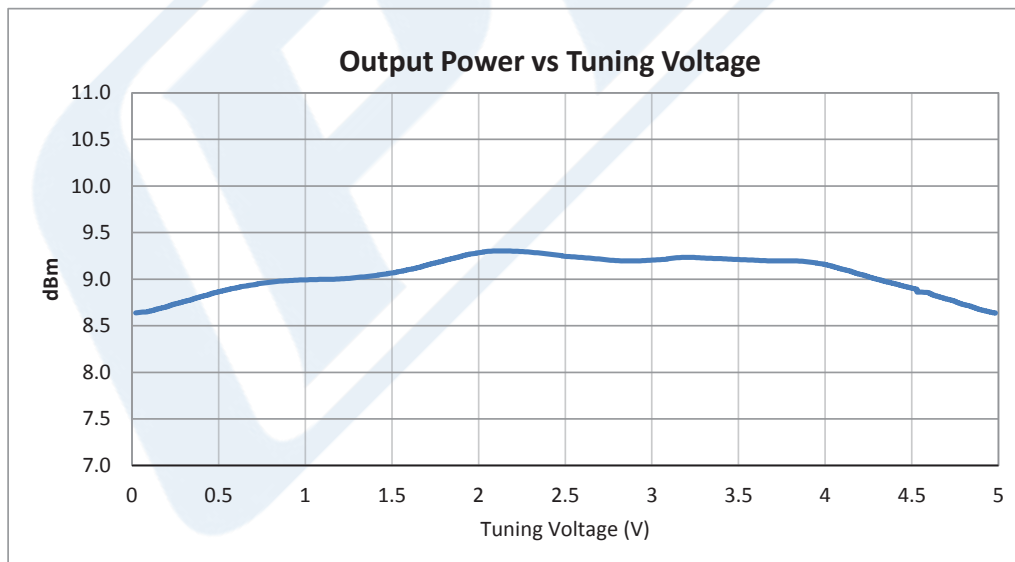
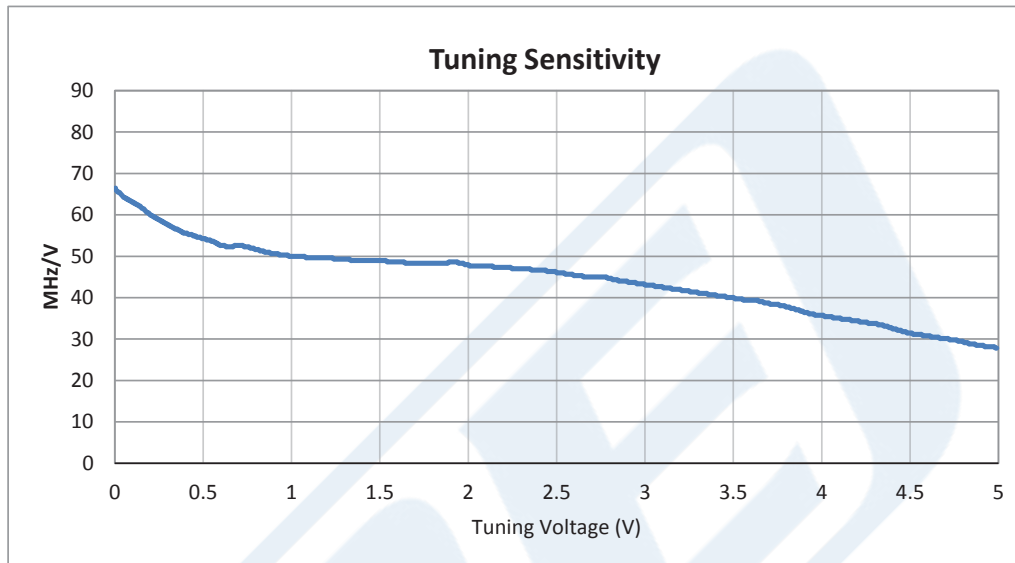
Click the following link (or enter part number in "SEARCH" on website) to obtain additional part information including price, inventory and certifications: [Surface Mount \(SMT\) Voltage Controlled Oscillator \(VCO\) From 950 MHz to 1.1 GHz, Phase Noise of -104 dBc/Hz and 0.5 inch Package PE1V14001](#)



Surface Mount (SMT) Voltage Controlled Oscillator (VCO) From 950 MHz to 1.1 GHz, Phase Noise of -104 dBc/Hz and 0.5 inch Package

## Voltage Control Oscillators Technical Data Sheet

**PE1V14001**



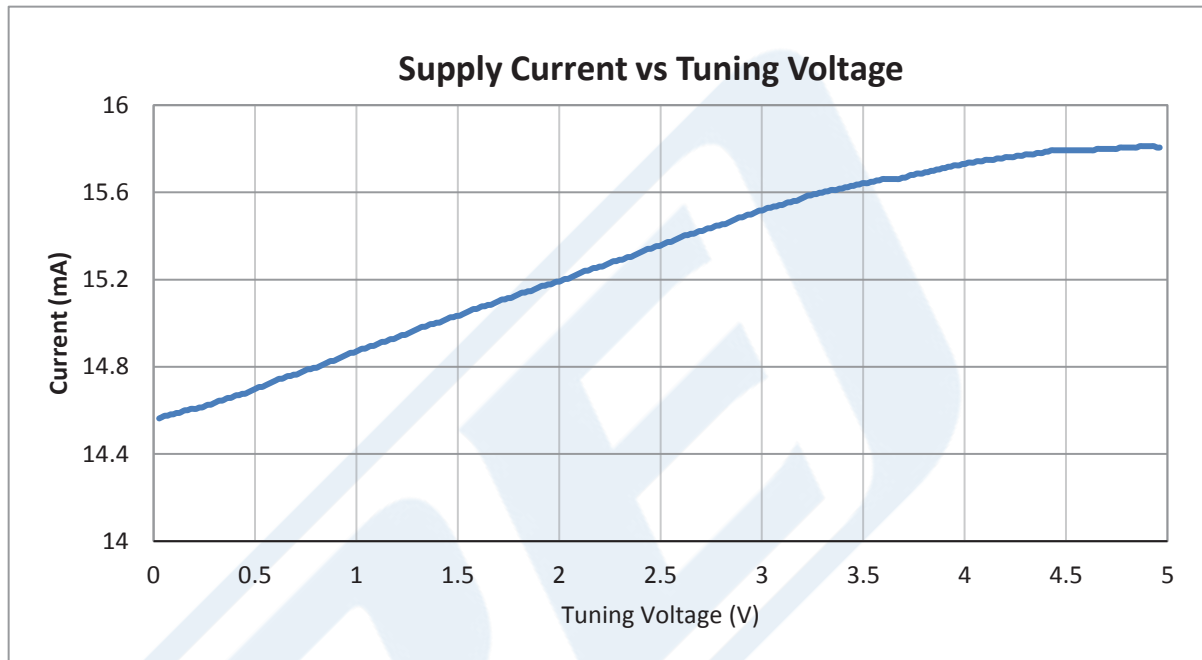
Click the following link (or enter part number in "SEARCH" on website) to obtain additional part information including price, inventory and certifications: [Surface Mount \(SMT\) Voltage Controlled Oscillator \(VCO\) From 950 MHz to 1.1 GHz, Phase Noise of -104 dBc/Hz and 0.5 inch Package PE1V14001](#)



Surface Mount (SMT) Voltage Controlled Oscillator (VCO) From 950 MHz to 1.1 GHz, Phase Noise of -104 dBc/Hz and 0.5 inch Package

## Voltage Control Oscillators Technical Data Sheet

**PE1V14001**



Surface Mount (SMT) Voltage Controlled Oscillator (VCO) From 950 MHz to 1.1 GHz, Phase Noise of -104 dBc/Hz and 0.5 inch Package from Pasternack Enterprises has same day shipment for domestic and International orders. Our RF, microwave and millimeter wave products maintain a 99% availability and are part of the broadest selection in the industry.

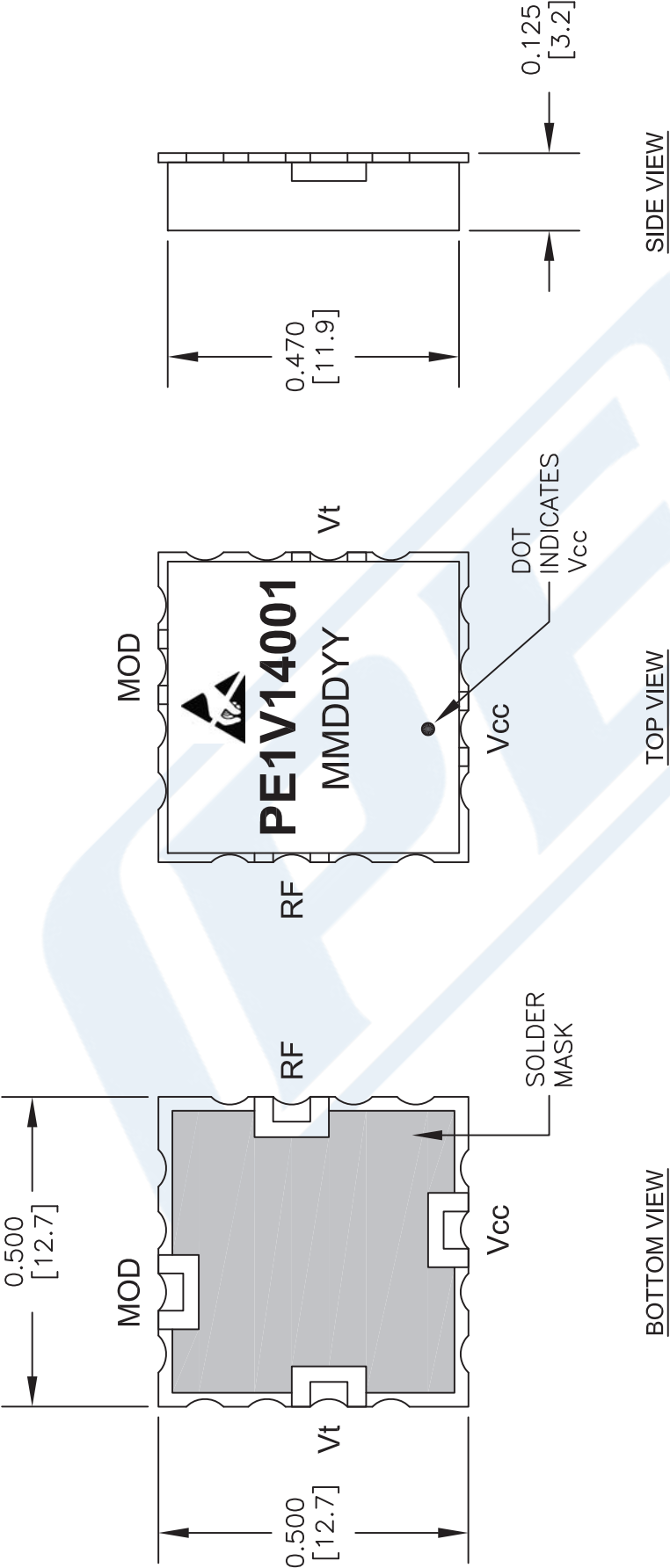
Click the following link (or enter part number in "SEARCH" on website) to obtain additional part information including price, inventory and certifications: [Surface Mount \(SMT\) Voltage Controlled Oscillator \(VCO\) From 950 MHz to 1.1 GHz, Phase Noise of -104 dBc/Hz and 0.5 inch Package PE1V14001](http://www.pasternack.com/surface-mount-smt-voltage-controlled-oscillator-vco-1.1-ghz-pe1v14001-p.aspx)

URL: <http://www.pasternack.com/surface-mount-smt-voltage-controlled-oscillator-vco-1.1-ghz-pe1v14001-p.aspx>

The information contained in this document is accurate to the best of our knowledge and representative of the part described herein. It may be necessary to make modifications to the part and/or the documentation of the part, in order to implement improvements. Pasternack reserves the right to make such changes as required. Unless otherwise stated, all specifications are nominal. Pasternack does not make any representation or warranty regarding the suitability of the part described herein for any particular purpose, and Pasternack does not assume any liability arising out of the use of any part or documentation.

PE1V14001 CAD Drawing

Surface Mount (SMT) Voltage Controlled Oscillator (VCO) From 950 MHz to 1.1 GHz, Phase Noise of -104 dBc/Hz and 0.5 inch Package



- NOTES:
1. THE CASE IS GROUND.
  2. UNLESS OTHERWISE SPECIFIED ALL DIMENSIONS ARE IN INCHES [mm].
  3. UNLESS OTHERWISE SPECIFIED FINISH IS 150-250 MICRO INCHES ELECTROLESS NICKEL OVER COPPER CLAD PCB, 2-5 MICRO INCHES IMMERSION GOLD, OVER NICKEL.
  4. MOD PORT NOT AVAILABLE ON ALL MODELS.

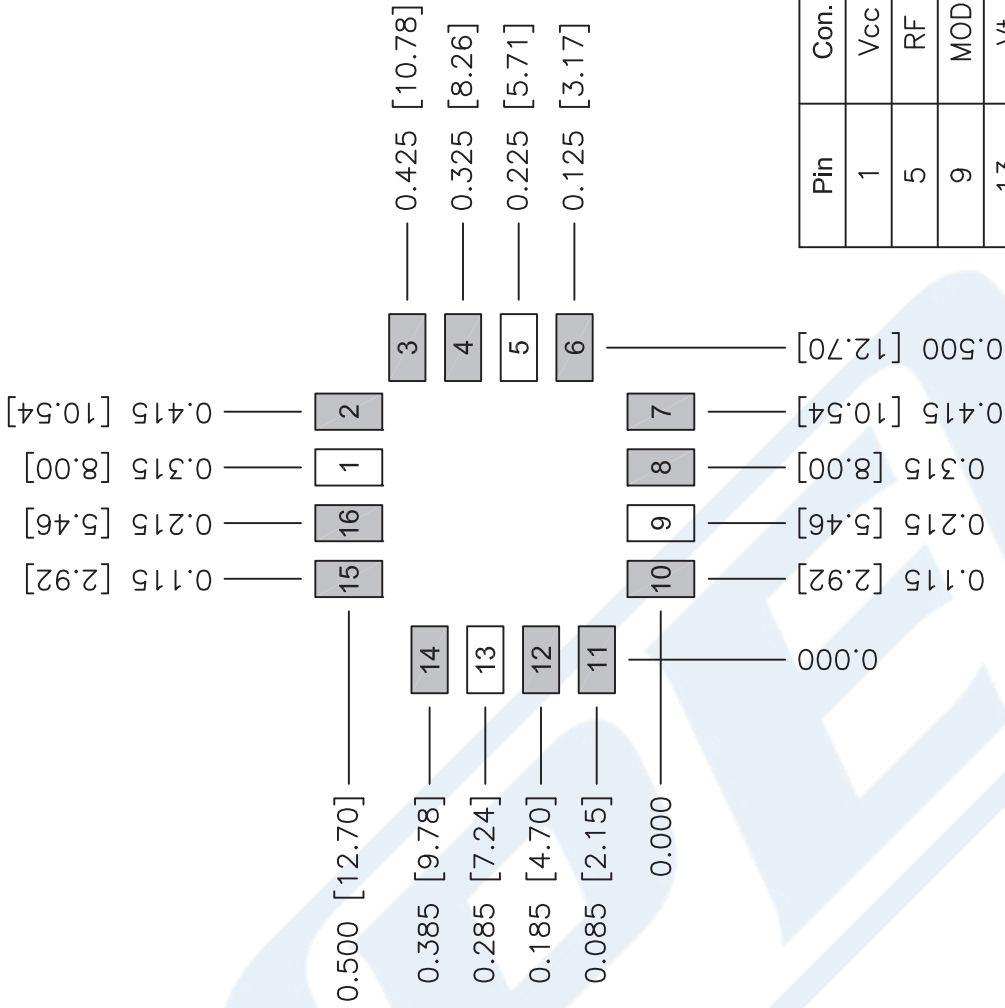
NOTES:  
1. UNLESS OTHERWISE SPECIFIED ALL DIMENSIONS ARE NOMINAL.  
2. ALL SPECIFICATIONS ARE SUBJECT TO CHANGE WITHOUT NOTICE AT ANY TIME.  
3. DIMENSIONS ARE IN INCHES [mm].

DWG TITLE		FSCM NO. 53919	
PE1V14001		SCALE N/A	
CAD FILE 021116		SIZE A	
		2233	

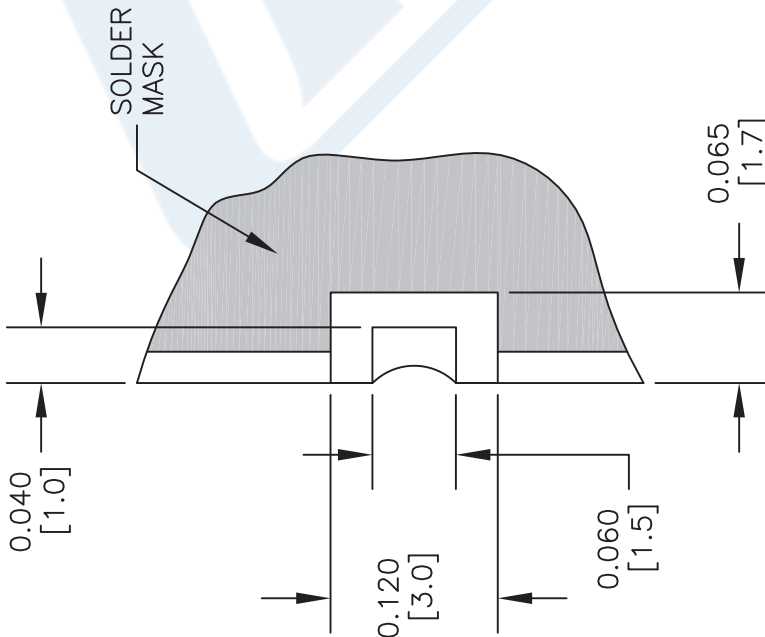
**PE PASTERNAK®**  
THE ENGINEER'S RF SOURCE  
Pasternack Enterprises, Inc.  
P.O. Box 16759 | Irvine | CA | 92623  
Phone: (949) 261-1920 | Fax: (949) 261-7451  
Website: www.pasternack.com | E-Mail: sales@pasternack.com

# PE1V14001 CAD Drawing

Surface Mount (SMT) Voltage Controlled Oscillator (VCO) From 950 MHz to 1.1 GHz, Phase Noise of -104 dBc/Hz and 0.5 inch Package



Pin	Con.
1	Vcc
5	RF
9	MOD
13	Vt
Others	GND



## NOTES:

1. THE CASE IS GROUND.
2. UNLESS OTHERWISE SPECIFIED ALL DIMENSIONS ARE IN INCHES [mm].
3. UNLESS OTHERWISE SPECIFIED FINISH IS 150-250 MICRO INCHES ELECTROLESS NICKEL OVER COPPER CLAD PCB, 2-5 MICRO INCHES IMMERSION GOLD, OVER NICKEL.
4. MOD PORT NOT AVAILABLE ON ALL MODELS.



Pasternack Enterprises, Inc.  
P.O. Box 16759 | Irvine | CA | 92623  
Phone: (949) 261-1920 | Fax: (949) 261-7451  
Website: [www.pasternack.com](http://www.pasternack.com) | E-Mail: [sales@pasternack.com](mailto:sales@pasternack.com)

DWG TITLE

PE1V14001

- NOTES:
1. UNLESS OTHERWISE SPECIFIED ALL DIMENSIONS ARE NOMINAL.
  2. ALL SPECIFICATIONS ARE SUBJECT TO CHANGE WITHOUT NOTICE AT ANY TIME.
  3. DIMENSIONS ARE IN INCHES [mm].

FSCM NO. 53919

CAD FILE 021116

SCALE N/A

SIZE A

2233

# PE1V14001 CAD Drawing

Surface Mount (SMT) Voltage Controlled Oscillator (VCO) From 950 MHz to 1.1 GHz, Phase Noise of -104 dBc/Hz and 0.5 inch Package




Table 1 Hand Soldering	
Item	Condition
Tip Temp. (max.)	260°
Iron Power (max.)	20 W
Time (max.)	3 Sec.
Note.	Avoid excess pressure to castelations

Table 2 Package re-flow temp	
Pkg.	tp (°C)
PE2V Series	260
PE1V11 Series	245
All Others	245

NOTES:  
1. ALL VCO'S HAVE A MS RATING OF 1  
2. ALL PRODUCTS CONFORM TO JEDEC J-STD-020C FOR LEAD FREE PROCESSING.

DWG TITLE

**PE1V14001**

NOTES:  
1. UNLESS OTHERWISE SPECIFIED ALL DIMENSIONS ARE NOMINAL.  
2. ALL SPECIFICATIONS ARE SUBJECT TO CHANGE WITHOUT NOTICE AT ANY TIME.  
3. DIMENSIONS ARE IN INCHES [mm].

**PE PASTERNAK®**  
THE ENGINEER'S RF SOURCE  
Pasternack Enterprises, Inc.  
P.O. Box 16759 | Irvine | CA | 92623  
Phone: (949) 261-1920 | Fax: (949) 261-7451  
Website: www.pasternack.com | E-Mail: sales@pasternack.com

FSCM NO. 53919

CAD FILE 021116

SCALE N/A

SIZE A

2233