



Surface Mount (SMT) Voltage Controlled Oscillator (VCO) From 3.7 GHz to 4.35 GHz, Phase Noise of -83 dBc/Hz and 0.5 inch Hermetic Package

Voltage Control Oscillators Technical Data Sheet

PE1V13015

Features

- 3.7 GHz to 4.35 GHz Bandwidth
- -83 dBc/Hz @ 10kHz offset
- Tuning Voltage 0V to 7.5V
- Pout = +4 dBm
- Harmonics = -25 dBc
- RoHs Compliant Assembly
- Hermetically Sealed Rugged SMT Package
- Designed to meet Fine & Gross leak per MIL-STD-883 Method 1014
- Designed to meet MIL-STD-202 Environmental Conditions

Applications

- Phase Locked Loop
- Function Generators
- Frequency Synthesizers
- Receivers
- Electronic Jamming Equipment
- Local Oscillator
- Wireless Communications
- SATCOM
- Optical Communications
- Military Electronic Systems

Description

The PE1V13015 is a High Reliability Low Noise Voltage Controlled Oscillator (VCO) which covers a 3.7 GHz to 4.35 GHz frequency band with a voltage tuning range from 0V to 7.5V. This design features exceptional phase noise performance of -83 dBc/Hz @ 10 kHz offset. Supply Voltage is +8V DC with a generated output power level of +4 dBm and 2nd harmonic output of -25 dBc typical. The assembly is RoHs compliant and available in a hermetically sealed 0.5" surface mount package with exposed leads that meets MIL-STD-883, Method 1014 fine & Gross leak conditions. This rugged package operates over a temperature range of -40oC to +85oC and is designed to also meet a variety of MIL-STD-202 test conditions including Humidity, Shock, and Vibration.

Electrical Specifications

Description	Minimum	Typical	Maximum	Units
Frequency Range	3.7		4.35	GHz
Tuning Voltage	0		7.5	Vdc
Supply Voltage (DC)	7.5	8	8.5	Vdc
Supply Current (DC)		20	22	mA
Phase Noise @ 1kHz Offset		-55	-50	dBc/Hz
Phase Noise @ 10kHz Offset		-83	-78	dBc/Hz
Phase Noise @ 100kHz Offset		-106	-100	dBc/Hz
Output Power	+3	+4	+5.5	dBm
Tuning Sensitivity (Kvco)	80		150	MHz/V
Pushing		6	10	MHz/V
Pulling (pk-pk)		15	25	MHz
Tuning Port Capacitance		3.9		pF
Load Impedance		50		Ohms
2nd Harmonics		-25	-20	dBc

Click the following link (or enter part number in "SEARCH" on website) to obtain additional part information including price, inventory and certifications: [Surface Mount \(SMT\) Voltage Controlled Oscillator \(VCO\) From 3.7 GHz to 4.35 GHz, Phase Noise of -83 dBc/Hz and 0.5 inch Hermetic Package PE1V13015](#)



Surface Mount (SMT) Voltage Controlled Oscillator (VCO) From 3.7 GHz to 4.35 GHz, Phase Noise of -83 dBc/Hz and 0.5 inch Hermetic Package

Voltage Control Oscillators Technical Data Sheet

PE1V13015

Mechanical Specifications

Size

Length	0.5 in [12.7 mm]
Width	0.5 in [12.7 mm]
Height	0.215 in [5.46 mm]
Weight	0.021 lbs [9.53 g]
Body Material and Plating	Copper Clad, Nickel, Gold
Design	Hermetic

Environmental Specifications

Temperature

Operating Range	-40 to +85 deg C
Storage Range	-55 to +125 deg C

Humidity

MIL-STD-202, Method 103, 90% RH, +65 C

Shock

MIL-STD-202, Method 213I

Vibration

MIL-STD-202, Method 204D

Hermetic Seal

Fine Leak MIL-STD-883 Method 1014C/Gross Leak

MIL-STD-883, Method 1014A, 1 x 10⁻⁸ atm cc/s

ESD Sensitivity

ESD Sensitive Material, Transport material in Approved ESD bags. Handle only in ESD Workstation.



Compliance Certifications (visit www.Pasternack.com for current document)

RoHS Compliant


REACH Compliant

12/17/2015

Plotted and Other Data

Notes:

Click the following link (or enter part number in "SEARCH" on website) to obtain additional part information including price, inventory and certifications: [Surface Mount \(SMT\) Voltage Controlled Oscillator \(VCO\) From 3.7 GHz to 4.35 GHz, Phase Noise of -83 dBc/Hz and 0.5 inch Hermetic Package PE1V13015](#)

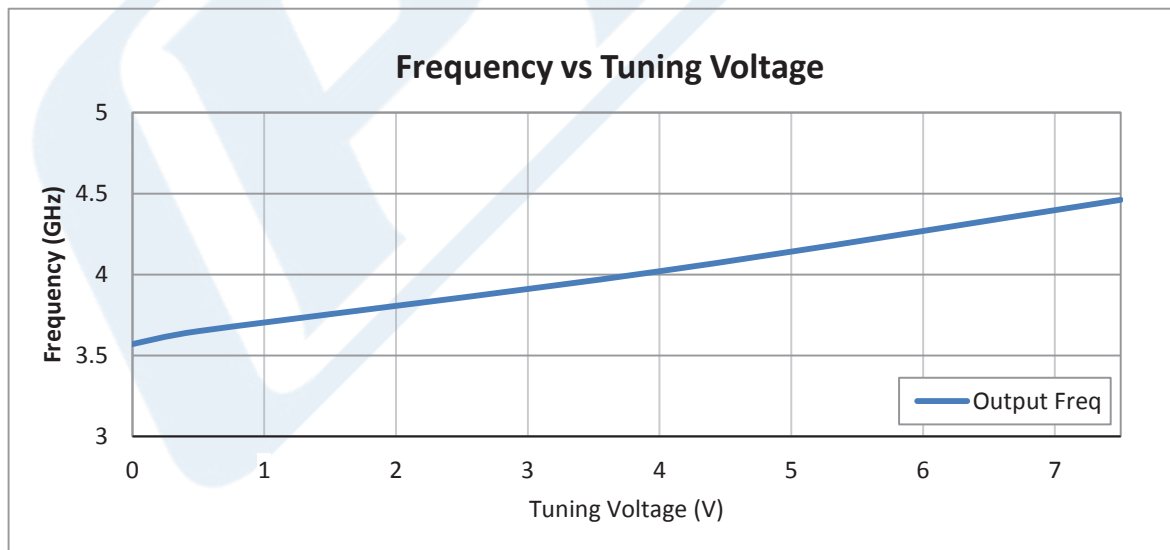
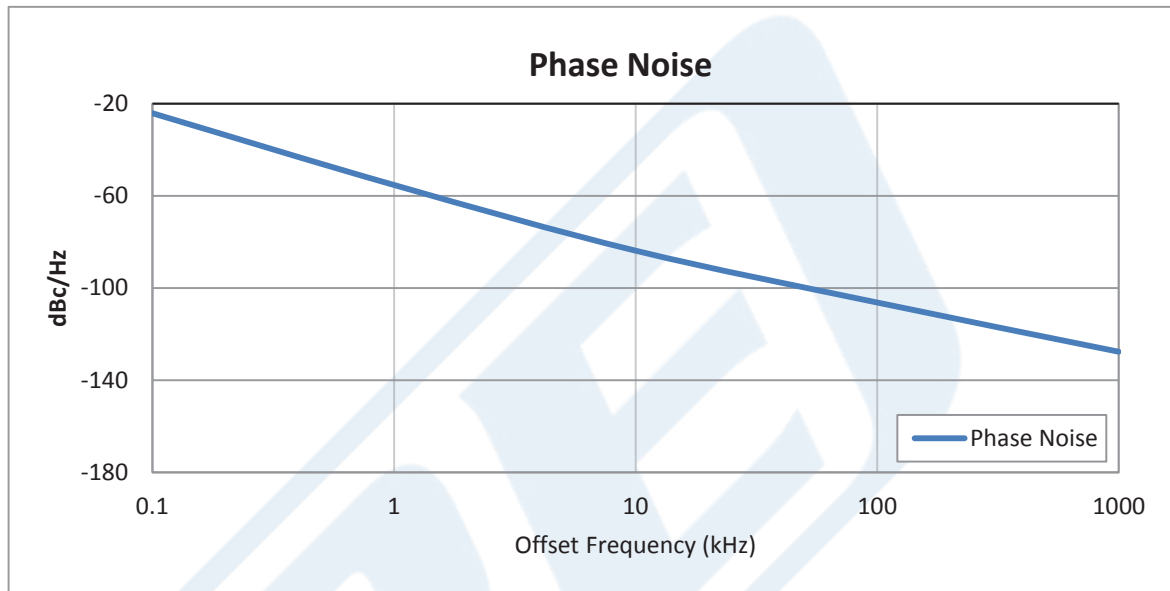


Surface Mount (SMT) Voltage Controlled Oscillator (VCO) From 3.7 GHz to 4.35 GHz, Phase Noise of -83 dBc/Hz and 0.5 inch Hermetic Package

Voltage Control Oscillators Technical Data Sheet

PE1V13015

Typical Performance Data



Click the following link (or enter part number in "SEARCH" on website) to obtain additional part information including price, inventory and certifications: [Surface Mount \(SMT\) Voltage Controlled Oscillator \(VCO\) From 3.7 GHz to 4.35 GHz, Phase Noise of -83 dBc/Hz and 0.5 inch Hermetic Package PE1V13015](#)



Surface Mount (SMT) Voltage Controlled Oscillator
(VCO) From 3.7 GHz to 4.35 GHz, Phase Noise of
-83 dBc/Hz and 0.5 inch Hermetic Package

Voltage Control Oscillators Technical Data Sheet

PE1V13015

Surface Mount (SMT) Voltage Controlled Oscillator (VCO) From 3.7 GHz to 4.35 GHz, Phase Noise of -83 dBc/Hz and 0.5 inch Hermetic Package from Pasternack Enterprises has same day shipment for domestic and International orders. Our RF, microwave and millimeter wave products maintain a 99% availability and are part of the broadest selection in the industry.

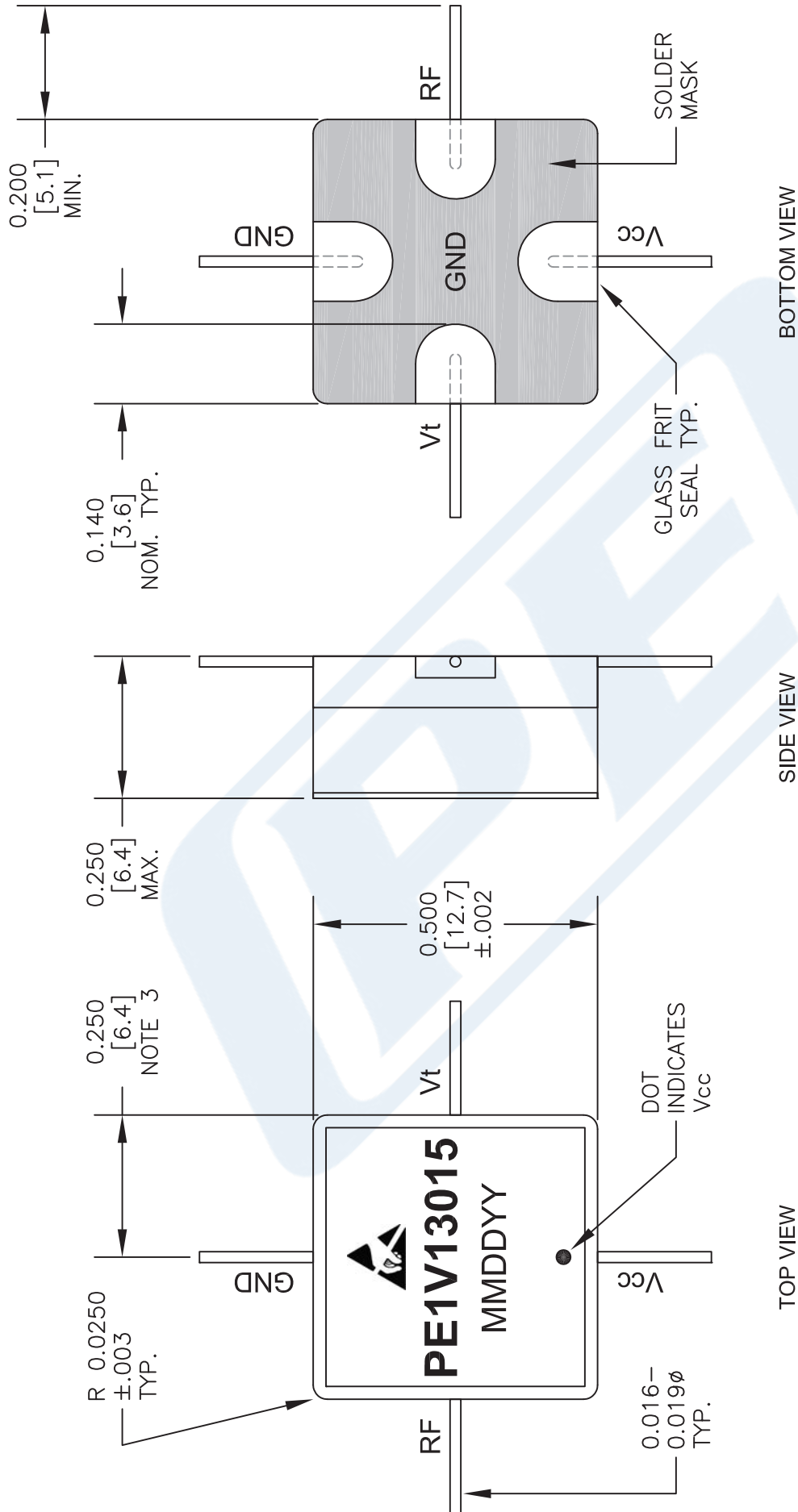
Click the following link (or enter part number in "SEARCH" on website) to obtain additional part information including price, inventory and certifications: [Surface Mount \(SMT\) Voltage Controlled Oscillator \(VCO\) From 3.7 GHz to 4.35 GHz, Phase Noise of -83 dBc/Hz and 0.5 inch Hermetic Package PE1V13015](https://www.pasternack.com/surface-mount-smt-voltage-controlled-oscillator-vco-4.35-ghz-hermetic-pe1v13015-p.aspx)

URL: <https://www.pasternack.com/surface-mount-smt-voltage-controlled-oscillator-vco-4.35-ghz-hermetic-pe1v13015-p.aspx>

The information contained in this document is accurate to the best of our knowledge and representative of the part described herein. It may be necessary to make modifications to the part and/or the documentation of the part, in order to implement improvements. Pasternack reserves the right to make such changes as required. Unless otherwise stated, all specifications are nominal. Pasternack does not make any representation or warranty regarding the suitability of the part described herein for any particular purpose, and Pasternack does not assume any liability arising out of the use of any part or documentation.

PE1V13015 CAD Drawing

Surface Mount (SMT) Voltage Controlled Oscillator (VCO) From 3.7 GHz to 4.35 GHz, Phase Noise of -83 dBc/Hz and 0.5 inch Hermetic Package



- NOTES:
1. LEAD / BODY BASE MATERIAL IS KOVAR.
 2. LEAD / BODY FINISH IS 50U" GOLD / NI.
 3. MEASURED WITHIN .05" OF BODY.

P**E** **PASTERNACK®**
THE ENGINEER'S RF SOURCE

Pasternack Enterprises, Inc.
P.O. Box 16759 | Irvine | CA | 92623
Phone: (949) 261-1920 | Fax: (949) 261-7451
Website: www.pasternack.com | E-Mail: sales@pasternack.com

DWG TITLE

PE1V13015

- NOTES:
1. UNLESS OTHERWISE SPECIFIED ALL DIMENSIONS ARE NOMINAL.
 2. ALL SPECIFICATIONS ARE SUBJECT TO CHANGE WITHOUT NOTICE AT ANY TIME.
 3. DIMENSIONS ARE IN INCHES [mm].

FSCM NO. 53919

CAD FILE 021116

SCALE N/A

SIZE A

2233

PE1V13015 CAD Drawing

Surface Mount (SMT) Voltage Controlled Oscillator (VCO) From 3.7 GHz to 4.35 GHz, Phase Noise of -83 dBc/Hz and 0.5 inch Hermetic Package




Table 2	
Package re-flow temp	
Pkg.	tp (°C)
PE2V Series	260
PE1V11 Series	245
All Others	245

Table 1	
Hand Soldering	
Item	Condition
Tip Temp. (max.)	260°
Iron Power (max.)	20 W
Time (max.)	3 Sec.
Note.	Avoid excess pressure to castelations

NOTES:
 1. ALL VCO'S HAVE A MS RATING OF 1
 2. ALL PRODUCTS CONFORM TO JEDEC J-STD-020C FOR LEAD FREE PROCESSING.



Pasternack Enterprises, Inc.
 P.O. Box 16759 | Irvine | CA | 92623

Phone: (949) 261-1920 | Fax: (949) 261-7451

Website: www.pasternack.com | E-Mail: sales@pasternack.com

DWG TITLE

PE1V13015

NOTES:
 1. UNLESS OTHERWISE SPECIFIED ALL DIMENSIONS ARE NOMINAL.
 2. ALL SPECIFICATIONS ARE SUBJECT TO CHANGE WITHOUT NOTICE AT ANY TIME.
 3. DIMENSIONS ARE IN INCHES [mm].

FSCM NO. 53919

CAD FILE 021116

SCALE N/A

SIZE A

2233