



5 dB NF, 13 dBm P1dB, 0.1 MHz to 10 GHz, Low Noise Broadband Amplifier, 32.5 dB Gain, SMA

TECHNICAL DATA SHEET

PE15A3311

The PE15A3311 is a broadband coaxial power amplifier, operating in the 0.1 MHz to 10 GHz frequency range. Impressive broadband typical performance includes 5 dB noise figure, 18 dB small signal gain, +11 dBm P1dB, and an output 3rd order intercept point of +26 dBm. This exceptional technical performance is achieved through the use of hybrid MIC design and advanced InGaP GaAs HBT devices. The low noise amplifier requires a +15V DC power supply, and operates over a temperature range of -40°C to +85°C. The rugged and compact package supports SMA Female connectors and RFI and Ground pins. And for highly reliable operation, the model is guaranteed to meet MIL-STD-202 environmental test conditions for Humidity, Shock, Vibration, and Altitude.

Features

- .1 MHz to 10 GHz Frequency Range
- P1dB: +11 dBm
- Small Signal Gain: 18 dB
- Gain Flatness: ± 6.5 dB
- 50 Ohm Input and Output Matched
- Output IP3: +26 dBm
- Advanced InGaP GaAs HBT Design
- -40 to +85°C Operating Temperature
- +15V / 110mA DC Positive Supply
- SMA Female Connectors
- Designed to meet MIL-STD-202 Test Conditions

Applications

- Laboratory Applications
- R&D Labs
- Test Instrumentation
- Military & Space
- Communication Systems
- Satellite Communications
- Wireless Communications
- Unmanned Systems
- Microwave Radio Systems
- Low Noise Amplifier
- General Purpose Amplification
- RF Front Ends

Electrical Specifications (TA= 25°C, VDC1 = 12 Vdc)

Description	Minimum	Typical	Maximum	Units
Frequency Range	0.0001		10	GHz
Gain	18	32.5		dB
Gain Flatness		± 6.5	± 7.5	dB
Output at 1 dB Compression Point	11	13		dBm
Output 3 rd Intercept Point	24	26		dBm
Reverse Isolation	-33	-39		dB
Noise Figure		5	6	dB
Input VSWR		1.7:1	2:01	
Output VSWR		1.7:1	2:01	
Operating DC Voltage 1	10	12	18	Volts
Operating DC Current		110		mA
Operating Temperature Range (OTR)	0		50	°C

Click the following link (or enter part number in "SEARCH" on website) to obtain additional part information including price, inventory and certifications: [5 dB NF, 13 dBm P1dB, 0.1 MHz to 10 GHz, Low Noise Broadband Amplifier, 32.5 dB Gain, SMA PE15A3311](#)



5 dB NF, 13 dBm P1dB, 0.1 MHz to 10 GHz, Low Noise Broadband Amplifier, 32.5 dB Gain, SMA

TECHNICAL DATA SHEET

PE15A3311

Absolute Maximum Rating

Parameter	Rating	Units
Supply Voltage	+25	V
RF Input Power	+15	dBm
Operating Temperature	-40 to +85	°C
Storage Temperature	-55 to +125	°C



ESD Sensitive Material,
Transport material in
Approved ESD bags.
Handle only in approved
ESD Workstation.

Mechanical Specifications

Input Connector SMA Female
Output Connector SMA Female

Environmental Specifications

Temperature

Operating Range 0 to +50 deg C
Storage Range -40 to +100 deg C

Humidity

Shock

Vibration

Altitude

MIL-STD-202F, Method 103B, Condition B
MIL-STD-202F, Method 213B, Condition B
MIL-STD-202F, Method 204D, Condition B
MIL-STD-202F, Method 105C, Condition B

Compliance Certifications (see [product page](#) for current document)

Plotted and Other Data

Notes:

Click the following link (or enter part number in "SEARCH" on website) to obtain additional part information including price, inventory and certifications: [5 dB NF, 13 dBm P1dB, 0.1 MHz to 10 GHz, Low Noise Broadband Amplifier, 32.5 dB Gain, SMA PE15A3311](#)

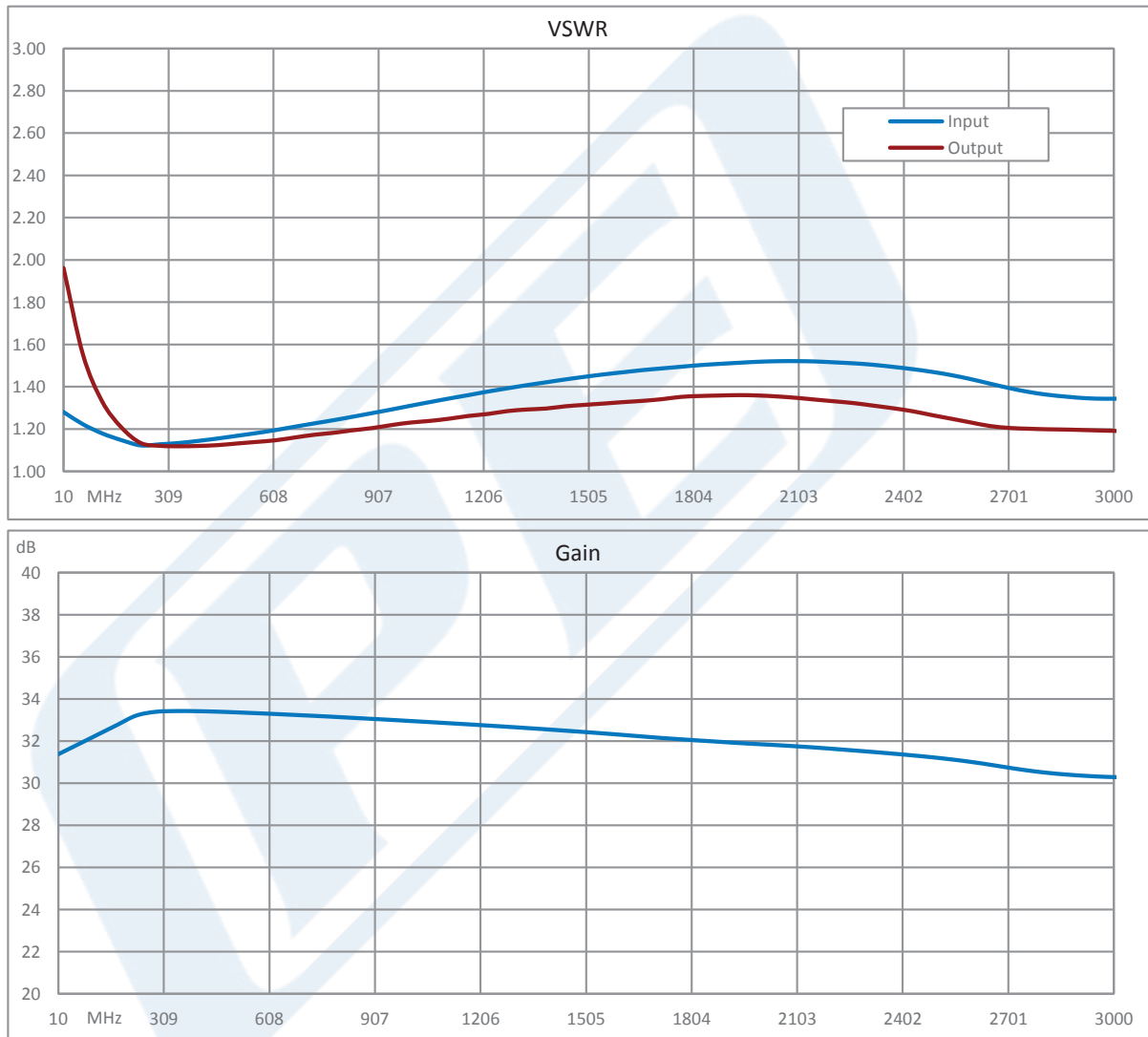


5 dB NF, 13 dBm P1dB, 0.1 MHz to 10 GHz, Low Noise Broadband Amplifier, 32.5 dB Gain, SMA

TECHNICAL DATA SHEET

PE15A3311

Typical Performance Data



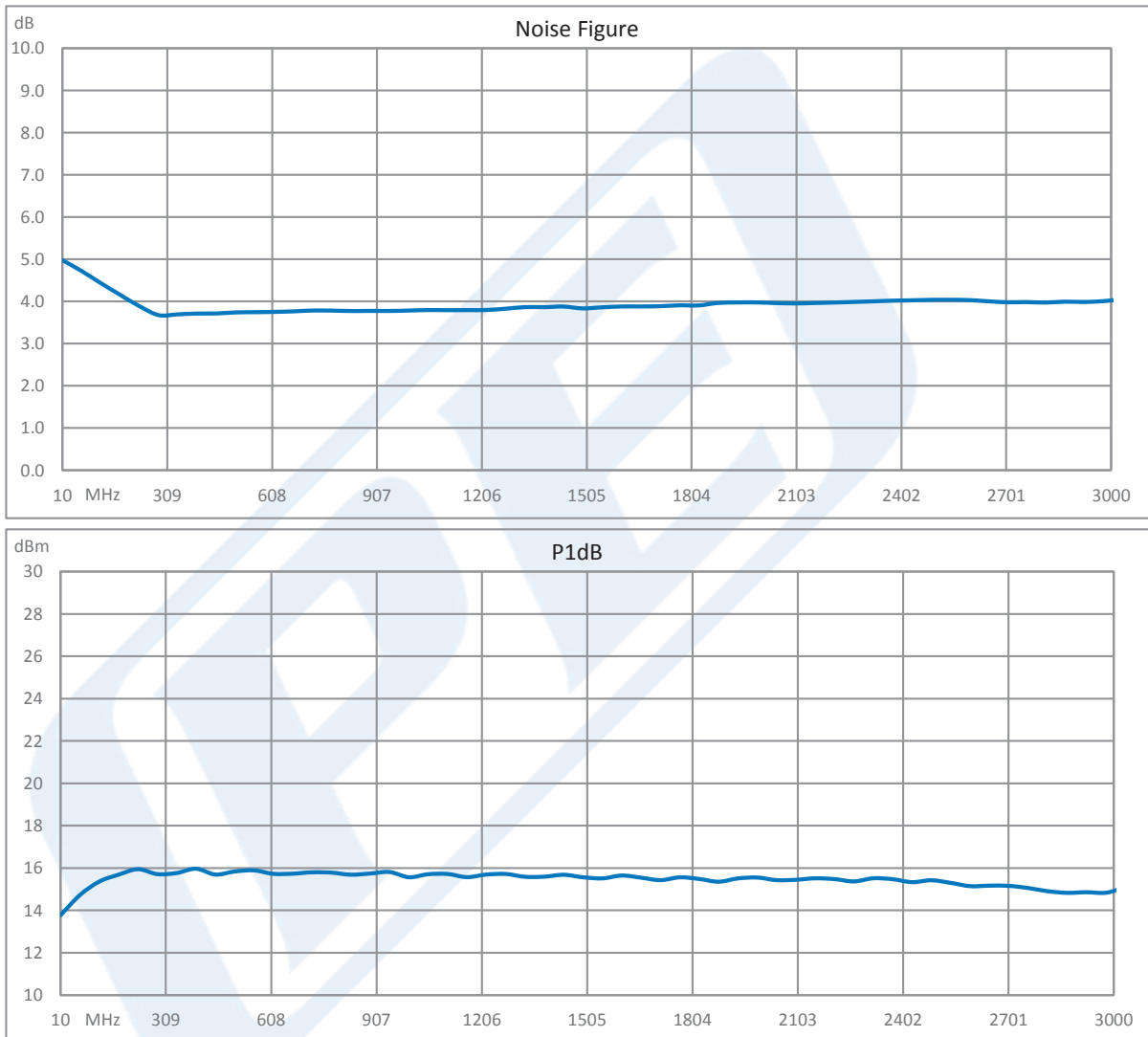
Click the following link (or enter part number in "SEARCH" on website) to obtain additional part information including price, inventory and certifications: [5 dB NF, 13 dBm P1dB, 0.1 MHz to 10 GHz, Low Noise Broadband Amplifier, 32.5 dB Gain, SMA PE15A3311](#)



5 dB NF, 13 dBm P1dB, 0.1 MHz to 10 GHz, Low Noise Broadband Amplifier, 32.5 dB Gain, SMA

TECHNICAL DATA SHEET

PE15A3311



Click the following link (or enter part number in "SEARCH" on website) to obtain additional part information including price, inventory and certifications: [5 dB NF, 13 dBm P1dB, 0.1 MHz to 10 GHz, Low Noise Broadband Amplifier, 32.5 dB Gain, SMA PE15A3311](#)



5 dB NF, 13 dBm P1dB, 0.1 MHz to 10 GHz, Low Noise Broadband Amplifier, 32.5 dB Gain, SMA

TECHNICAL DATA SHEET

PE15A3311



Click the following link (or enter part number in "SEARCH" on website) to obtain additional part information including price, inventory and certifications: [5 dB NF, 13 dBm P1dB, 0.1 MHz to 10 GHz, Low Noise Broadband Amplifier, 32.5 dB Gain, SMA PE15A3311](#)



5 dB NF, 13 dBm P1dB, 0.1 MHz to 10 GHz, Low
Noise Broadband Amplifier, 32.5 dB Gain, SMA

TECHNICAL DATA SHEET

PE15A3311

5 dB NF, 13 dBm P1dB, 0.1 MHz to 10 GHz, Low Noise Broadband Amplifier, 32.5 dB Gain, SMA from Pasternack Enterprises has same day shipment for domestic and International orders. Our RF, microwave and millimeter wave products maintain a 99.4% availability and are part of the broadest selection in the industry.

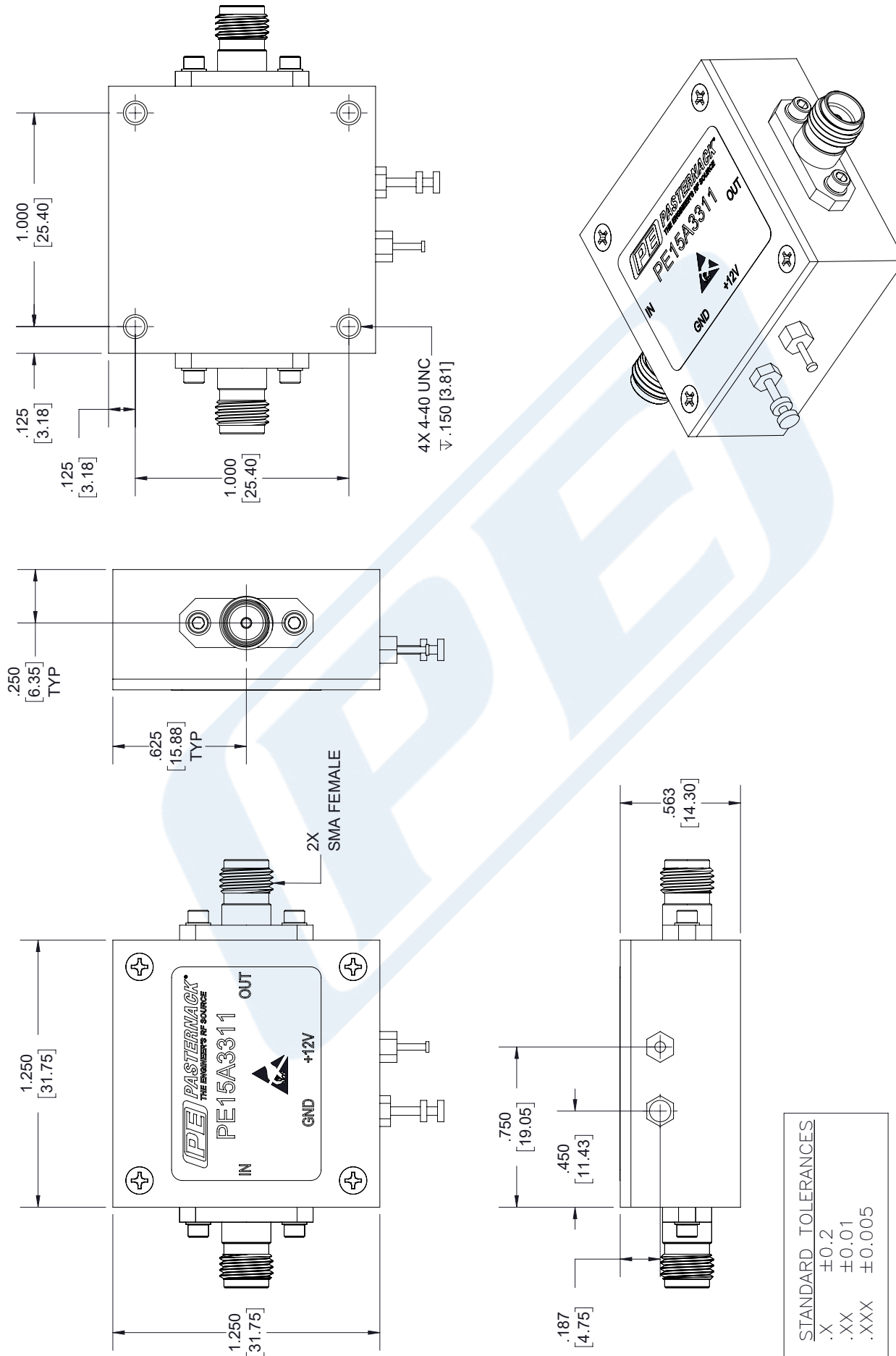
Click the following link (or enter part number in "SEARCH" on website) to obtain additional part information including price, inventory and certifications: [5 dB NF, 13 dBm P1dB, 0.1 MHz to 10 GHz, Low Noise Broadband Amplifier, 32.5 dB Gain, SMA PE15A3311](https://www.pasternack.com/26-dbm-ip3-5-db-10-ghz-low-noise-broadband-amplifier-32.5-db-gain-sma-pe15a3311-p.aspx)

URL: <https://www.pasternack.com/26-dbm-ip3-5-db-10-ghz-low-noise-broadband-amplifier-32.5-db-gain-sma-pe15a3311-p.aspx>

The information contained in this document is accurate to the best of our knowledge and representative of the part described herein. It may be necessary to make modifications to the part and/or the documentation of the part, in order to implement improvements. Pasternack reserves the right to make such changes as required. Unless otherwise stated, all specifications are nominal. Pasternack does not make any representation or warranty regarding the suitability of the part described herein for any particular purpose, and Pasternack does not assume any liability arising out of the use of any part or documentation.

PE15A3311 CAD Drawing

5 dB NF, 13 dBm P1dB, 0.1 MHz to 10 GHz, Low Noise
Broadband Amplifier, 32.5 dB Gain, SMA



STANDARD TOLERANCES
.X ±0.2
.XX ±0.01
.XXX ±0.005

*STANDARD TOLERANCES APPLY
ONLY TO DIMENSIONS IN INCHES



Pasternack Enterprises, Inc.
P.O. Box 16759 | Irvine | CA | 92623

Phone: (949) 261-1920 | Fax: (949) 261-7451
Website: www.pasternack.com | E-Mail: sales@pasternack.com

DWG TITLE

PE15A3311

NOTES:
1. UNLESS OTHERWISE SPECIFIED ALL DIMENSIONS ARE NOMINAL.
2. ALL SPECIFICATIONS ARE SUBJECT TO CHANGE WITHOUT NOTICE AT ANY TIME.
3. DIMENSIONS ARE IN INCHES [mm].

CAGE CODE 53919

CAD FILE 04/26/18

SCALE N/A

SIZE A

7361