



WR-28 to WR-42 Waveguide Transition 2 Inch Length, UG-599/U Square Cover Flange to UG-595/U Square Cover Flange

Waveguide Transitions Technical Data Sheet

PE-W28TS42001

Features

- WR-28 to WR-42 waveguide
- WR-28 waveguide UG-599/U flange
- WR-42 waveguide UG-595/U flange
- Gold plated finish
- Precision manufactured

Applications

- Radar Systems
- Military and Space
- Wireless Radio Systems
- Telecom Infrastructure
- Communication Systems
- R&D Labs
- Microwave Radio Systems

Description

The PE-W28TS42001 is part of Pasternack's family of Waveguide Transitions (also sometimes called waveguide adapters) used as a means of propagating RF/Microwave energy from one waveguide size to another. The PE-W28TS42001 allows the waveguide to change from a WR-28 waveguide (using a UG-599/U flange) to a WR-42 waveguide (using a UG-595/U flange.) The waveguide body has a plated gold finish.

Electrical Specifications

Description	Minimum	Typical	Maximum	Units
VSWR			1.2:1	
Insertion Loss		1		dB

Mechanical Specifications

Size

Length

2 in [50.8 mm]

Weight

0.169 lbs [76.66 g]

Description	Flange 1	Waveguide	Flange 2
Designation	UG-599/U	WR-28 to WR-42	UG-595/U
Flange Type	Square Cover		Square Cover
Material	Brass	Brass	Brass
Plating	Gold	Gold	Gold
Plating Specification	ASTMB488	ASTMB488	ASTMB488
Finish	Gold	Gold	Gold

Click the following link (or enter part number in "SEARCH" on website) to obtain additional part information including price, inventory and certifications: [WR-28 to WR-42 Waveguide Transition 2 Inch Length, UG-599/U Square Cover Flange to UG-595/U Square Cover Flange PE-W28TS42001](#)



WR-28 to WR-42 Waveguide Transition 2 Inch Length, UG-599/U Square Cover Flange to UG-595/U Square Cover Flange

Waveguide Transitions Technical Data Sheet

PE-W28TS42001

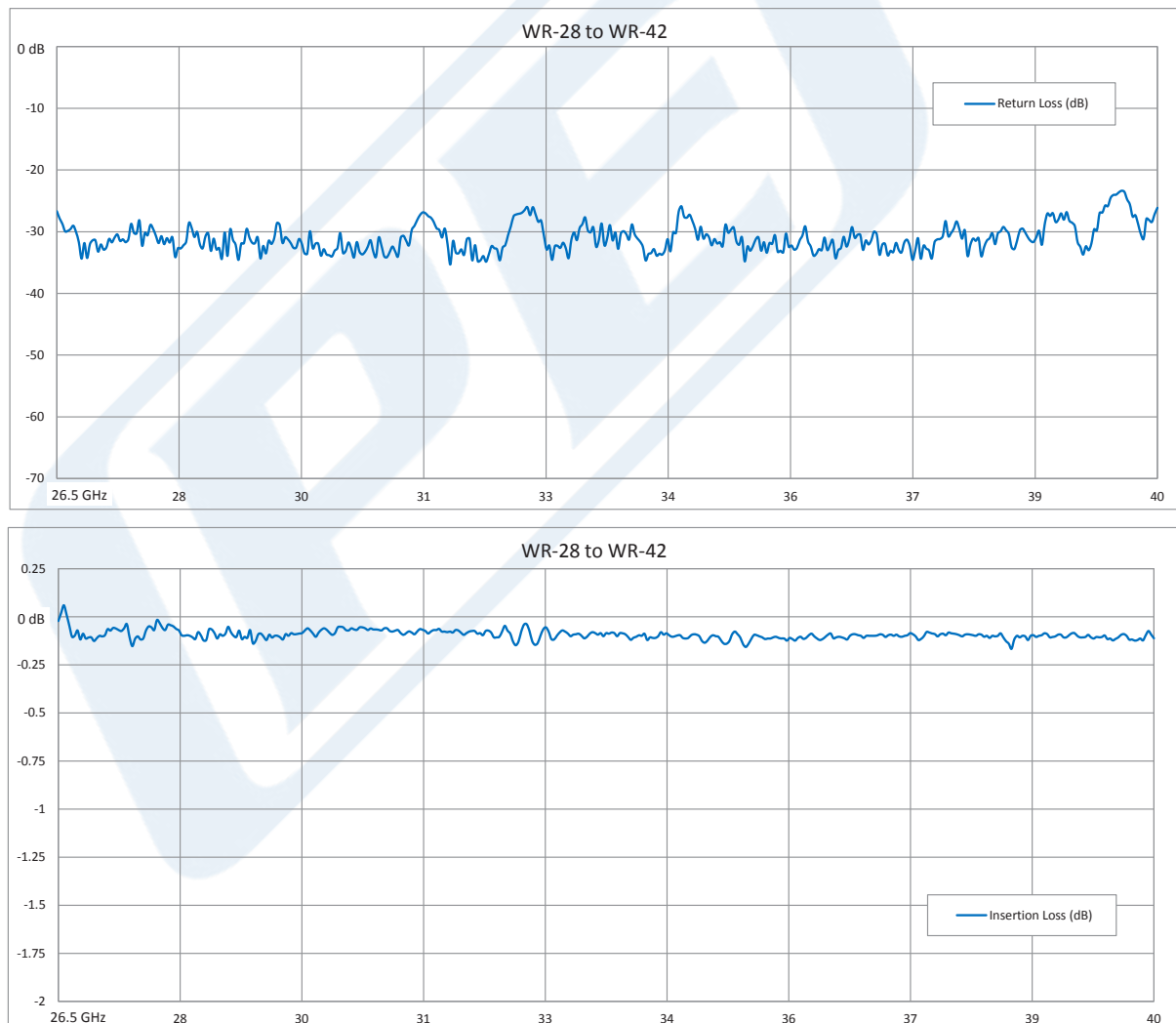
Compliance Certifications (see [product page](#) for current document)

Plotted and Other Data

Notes:

- Typical VSWR/Return Loss data taken with load.
- Typical insertion loss data taken for two parts in series. The WR-42 flanges are connected together and the WR-28 flanges are connected to the test equipment.

Typical Performance Data



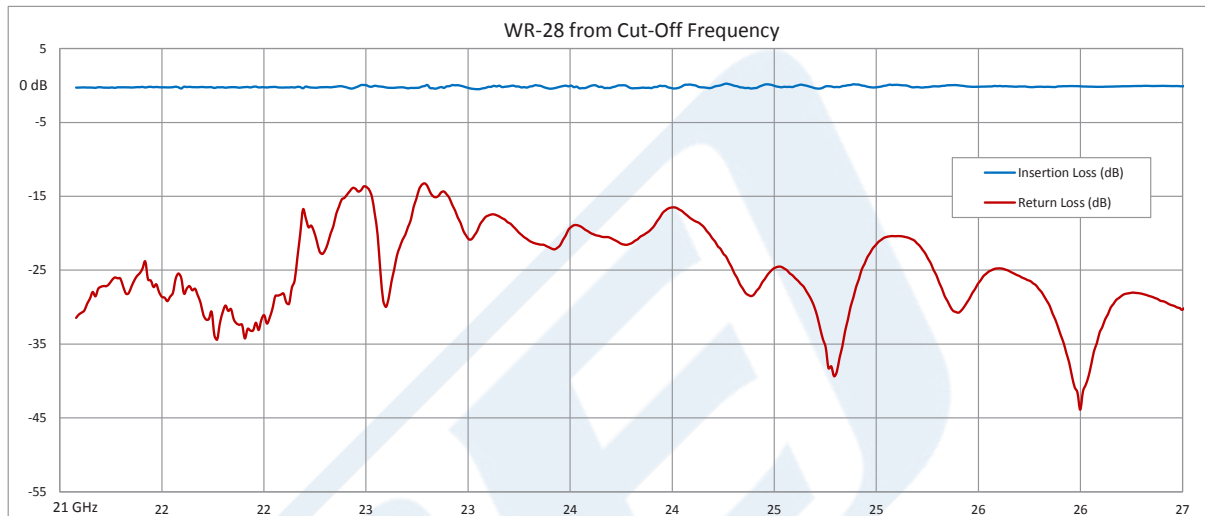
Click the following link (or enter part number in "SEARCH" on website) to obtain additional part information including price, inventory and certifications: [WR-28 to WR-42 Waveguide Transition 2 Inch Length, UG-599/U Square Cover Flange to UG-595/U Square Cover Flange PE-W28TS42001](#)



WR-28 to WR-42 Waveguide Transition 2 Inch Length, UG-599/U Square Cover Flange to UG-595/U Square Cover Flange

Waveguide Transitions Technical Data Sheet

PE-W28TS42001



WR-28 to WR-42 Waveguide Transition 2 Inch Length, UG-599/U Square Cover Flange to UG-595/U Square Cover Flange from Pasternack Enterprises has same day shipment for domestic and International orders. Our RF, microwave and millimeter wave products maintain a 99.4% availability and are part of the broadest selection in the industry.

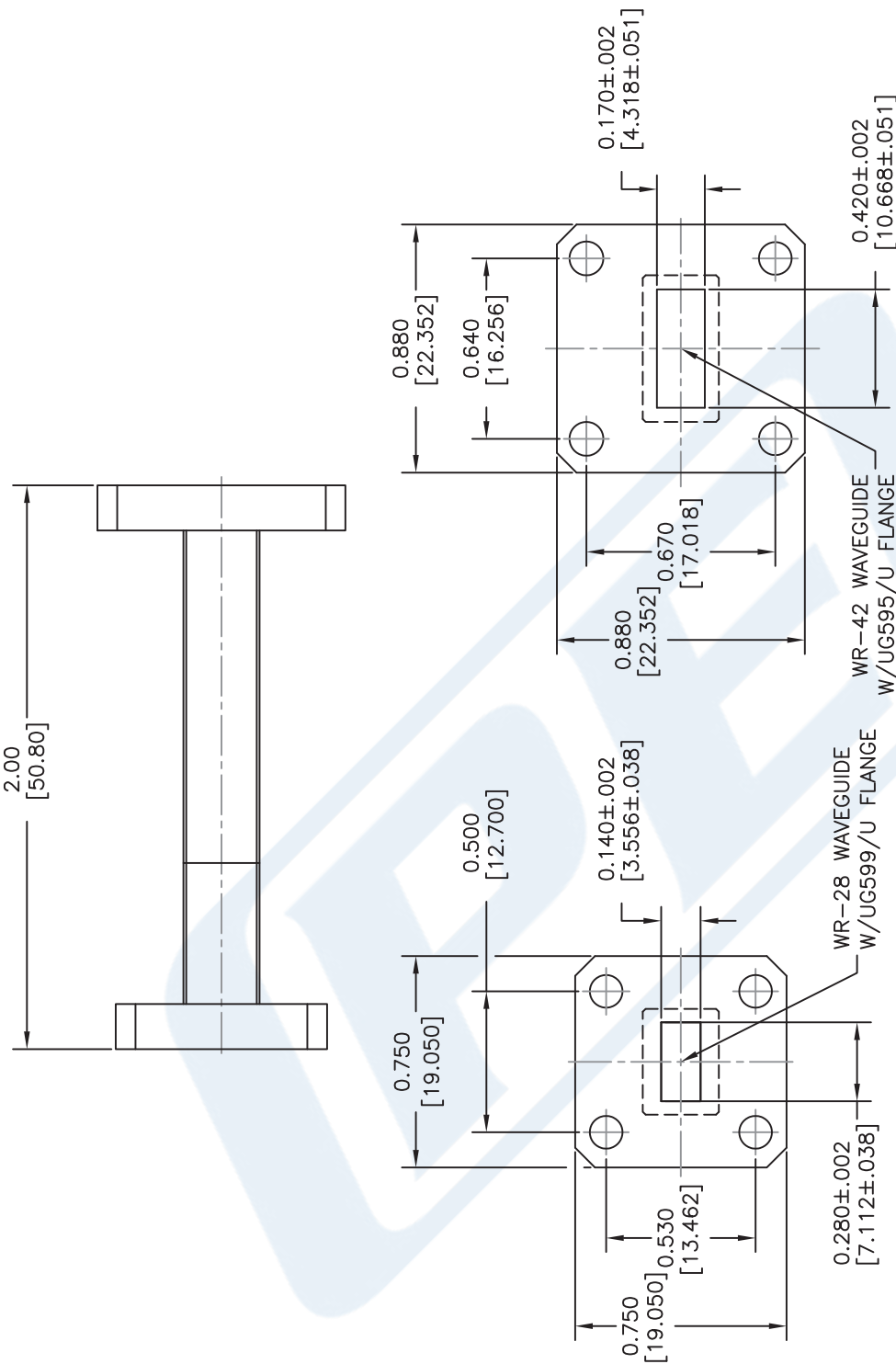
Click the following link (or enter part number in "SEARCH" on website) to obtain additional part information including price, inventory and certifications: [WR-28 to WR-42 Waveguide Transition 2 Inch Length, UG-599/U Square Cover Flange to UG-595/U Square Cover Flange PE-W28TS42001](https://www.pasternack.com/wr28-wr42-waveguide-transition-ug599-square-cover-ug595-pe-w28ts42001-p.aspx)

URL: <https://www.pasternack.com/wr28-wr42-waveguide-transition-ug599-square-cover-ug595-pe-w28ts42001-p.aspx>

The information contained in this document is accurate to the best of our knowledge and representative of the part described herein. It may be necessary to make modifications to the part and/or the documentation of the part, in order to implement improvements. Pasternack reserves the right to make such changes as required. Unless otherwise stated, all specifications are nominal. Pasternack does not make any representation or warranty regarding the suitability of the part described herein for any particular purpose, and Pasternack does not assume any liability arising out of the use of any part or documentation.

PE-W28TS42001 CAD Drawing

WR-28 to WR-42 Waveguide Transition 2 Inch Length, UG-599/U
Square Cover Flange to UG-595/U Square Cover Flange



UNLESS OTHERWISE SPECIFIED:
DIMENSIONS ARE IN: inches [mm]
TOLERANCES ARE:
.XX ±.10 [± 2.54]
.XXX ±.005 [± .127]

* THESE DIMENSIONS AND TOLERANCES SUPERSEDE NOTE #1 ON TITLE BLOCK.



Pasternack Enterprises, Inc.
P.O. Box 16759 | Irvine | CA | 92623
Phone: (949) 261-1920 | Fax: (949) 261-7451
Website: www.pasternack.com | E-Mail: sales@pasternack.com

DWG TITLE

PE-W28TS42001

NOTES:
1. UNLESS OTHERWISE SPECIFIED ALL DIMENSIONS ARE NOMINAL.
2. ALL SPECIFICATIONS ARE SUBJECT TO CHANGE WITHOUT NOTICE AT ANY TIME.
3. DIMENSIONS ARE IN INCHES [mm].

FSCM NO. 53919

CAD FILE 020216

SCALE N/A

SIZE A

2233