



WR-28 UG-599/U Square Cover Flange to 2.92mm Female Waveguide to Coax Adapter Operating from 26.5 GHz to 40 GHz

Waveguide to Coax Adapters Technical Data Sheet

PE-W28CA001

Features

- Ka Band, 26.5 to 40 GHz Frequency Range
- WR-28 Waveguide Interface with UG-599/U Flange
- 2.92mm Female RF Interface
- Comprehensive waveguide offerings also include E-Bends, H-Bends, Sections, Filters, Terminations, Couplers, and more.

Description

The PE-W28CA001 is a waveguide to coaxial adapter operating in the Ka Band with a 26.5 to 40 GHz frequency range. This adapter offers a WR-28 waveguide interface size coupled with a precision tolerance UG-599/U flange. The PE-W28CA001 is constructed of aluminum and plated in gold to ensure durability and repeatable RF performance.

Configuration

Waveguide Size	WR-28
Flange	UG-599/U Square Cover
RF Connector	2.92mm Female
Impedance	50 Ohms
Body Geometry	Right Angle

Electrical Specifications

Description	Minimum	Typical	Maximum	Units
Frequency Range	26.5		40	GHz
VSWR			1.29:1	
Insertion Loss			0.35	dB

Mechanical Specifications

Size	
Length	0.75 in [19.05 mm]
Width	0.75 in [19.05 mm]
Height	0.895 in [22.73 mm]
Weight	0.0265 lbs [12.02 g]

RF Connector

Connector Type	2.92mm Female
Body Material and Plating	Stainless Steel

Waveguide Interface

Waveguide Type	WR-28
Flange Type	Square Cover
Flange Designation	UG-599/U
Body Material and Plating	Aluminum, Gold

Click the following link (or enter part number in "SEARCH" on website) to obtain additional part information including price, inventory and certifications: [WR-28 UG-599/U Square Cover Flange to 2.92mm Female Waveguide to Coax Adapter Operating from 26.5 GHz to 40 GHz PE-W28CA001](#)



WR-28 UG-599/U Square Cover Flange to 2.92mm Female
Waveguide to Coax Adapter Operating from 26.5 GHz to 40 GHz

Waveguide to Coax Adapters Technical Data Sheet

PE-W28CA001

Plating Specification

ASTMB488

Environmental Specifications

Temperature

Operating Range

-40 to +85 deg C

Compliance Certifications (see [product page](#) for current document)

Plotted and Other Data

Notes:

- Values at +25 °C, sea level unless stated otherwise

Click the following link (or enter part number in "SEARCH" on website) to obtain additional part information including price, inventory and certifications: [WR-28 UG-599/U Square Cover Flange to 2.92mm Female Waveguide to Coax Adapter Operating from 26.5 GHz to 40 GHz PE-W28CA001](#)

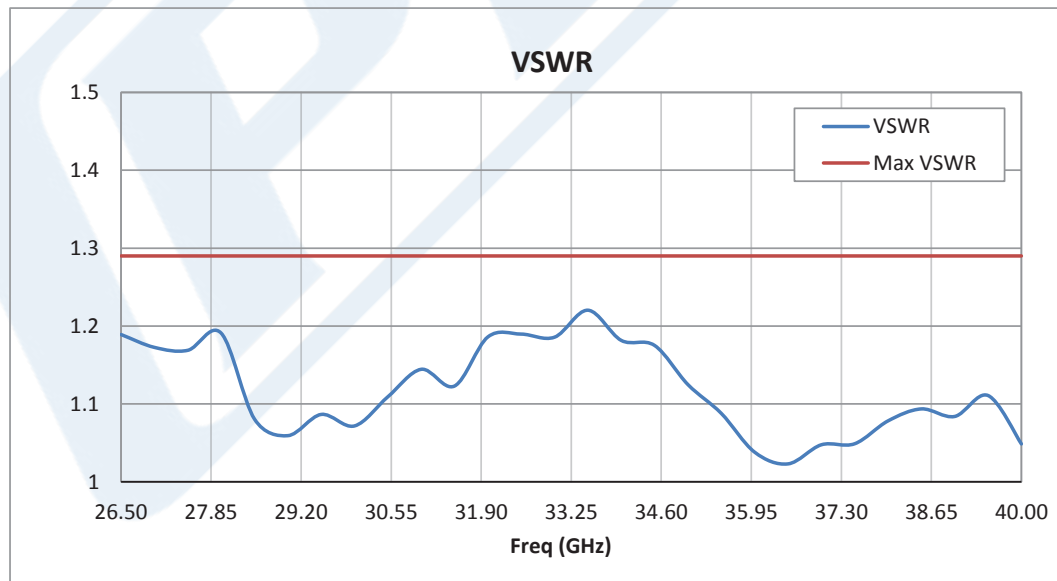
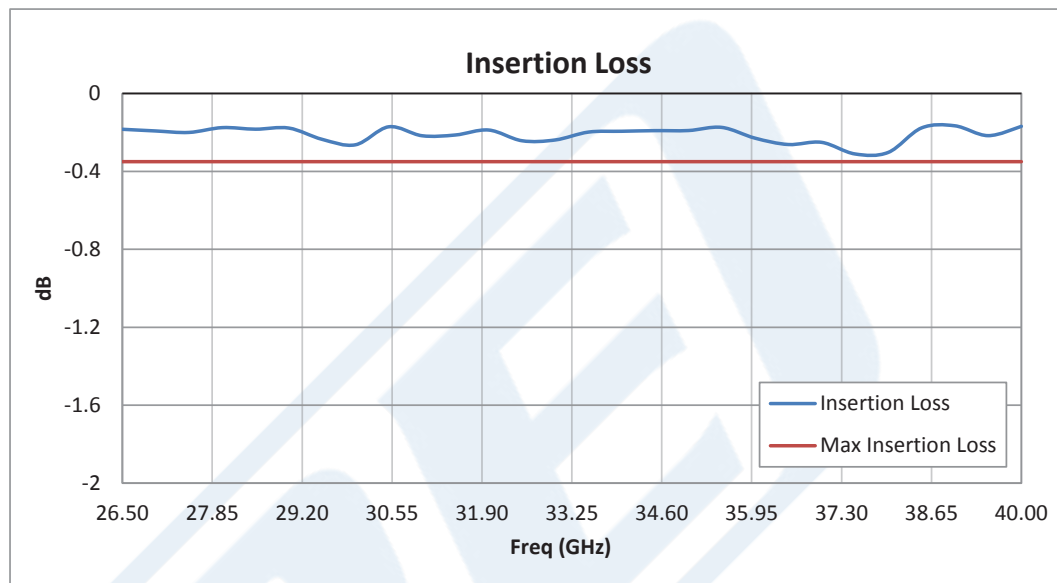


WR-28 UG-599/U Square Cover Flange to 2.92mm Female
Waveguide to Coax Adapter Operating from 26.5 GHz to 40 GHz

Waveguide to Coax Adapters Technical Data Sheet

PE-W28CA001

Typical Performance Data



Click the following link (or enter part number in "SEARCH" on website) to obtain additional part information including price, inventory and certifications: [WR-28 UG-599/U Square Cover Flange to 2.92mm Female Waveguide to Coax Adapter Operating from 26.5 GHz to 40 GHz PE-W28CA001](#)



WR-28 UG-599/U Square Cover Flange to 2.92mm Female
Waveguide to Coax Adapter Operating from 26.5 GHz to 40 GHz

Waveguide to Coax Adapters Technical Data Sheet

PE-W28CA001

WR-28 UG-599/U Square Cover Flange to 2.92mm Female Waveguide to Coax Adapter Operating from 26.5 GHz to 40 GHz from Pasternack Enterprises has same day shipment for domestic and International orders. Our RF, microwave and millimeter wave products maintain a 99.4% availability and are part of the broadest selection in the industry.

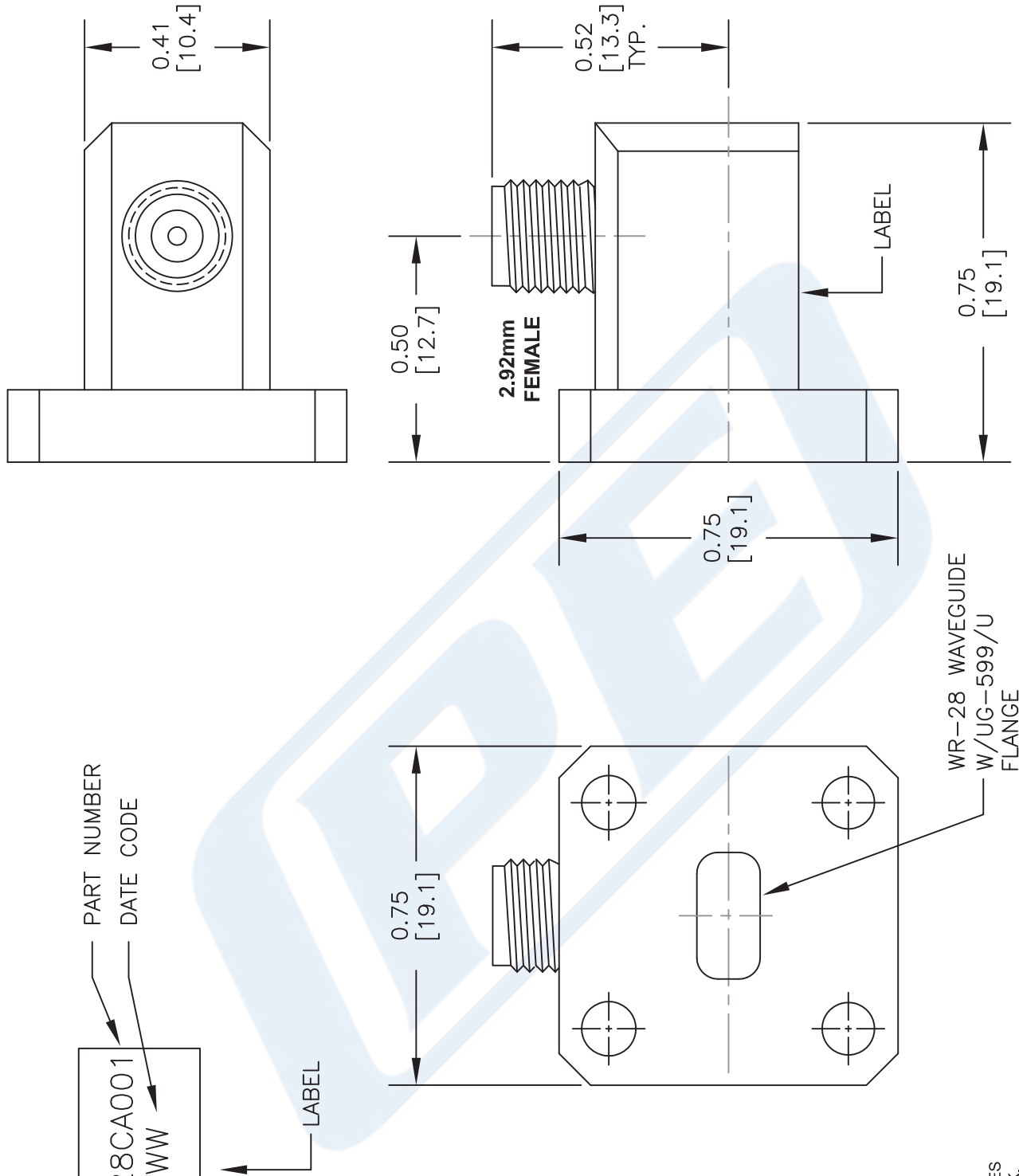
Click the following link (or enter part number in "SEARCH" on website) to obtain additional part information including price, inventory and certifications: [WR-28 UG-599/U Square Cover Flange to 2.92mm Female Waveguide to Coax Adapter Operating from 26.5 GHz to 40 GHz PE-W28CA001](https://www.pasternack.com/wr-28-ug-599-2.92mm-waveguide-coax-adapter-40-ghz-pe-w28ca001-p.aspx)

URL: <https://www.pasternack.com/wr-28-ug-599-2.92mm-waveguide-coax-adapter-40-ghz-pe-w28ca001-p.aspx>

The information contained in this document is accurate to the best of our knowledge and representative of the part described herein. It may be necessary to make modifications to the part and/or the documentation of the part, in order to implement improvements. Pasternack reserves the right to make such changes as required. Unless otherwise stated, all specifications are nominal. Pasternack does not make any representation or warranty regarding the suitability of the part described herein for any particular purpose, and Pasternack does not assume any liability arising out of the use of any part or documentation.

PE-W28CA001 CAD Drawing

WR-28 UG-599/U Square Cover Flange to 2.92mm Female Waveguide
to Coax Adapter Operating from 26.5 GHz to 40 GHz



PART NUMBER
DATE CODE

PE-W28CA001
YYWW

LABEL

UNLESS OTHERWISE SPECIFIED
DIMENSIONS ARE IN INCHES.
TOLERANCES ARE:

DECIMALS ANGLES FRACTIONS
.XX ±.01 ± 1/2° ± 1/64
.XXX ±.005

HOLE DIAMETER	TOLERANCE
.0135 TO .125	+ .004 / - .001
.126 TO .250	+ .005 / - .001
.251 TO .500	+ .006 / - .001
.501 TO .750	+ .008 / - .001
.751 TO 1.000	+ .010 / - .001
1.001 TO 2.000	+ .012 / - .001

* THESE DIMENSIONS AND TOLERANCES
SUPERSEDE NOTE #1 ON TITLE BLOCK.

NOTES:
1. UNLESS OTHERWISE SPECIFIED ALL DIMENSIONS ARE NOMINAL.
2. ALL SPECIFICATIONS ARE SUBJECT TO CHANGE WITHOUT NOTICE AT ANY TIME.
3. DIMENSIONS ARE IN INCHES [mm].

DWG TITLE
PE-W28CA001

P**PASTERNAK**
THE ENGINEER'S RF SOURCE
Pasternack Enterprises, Inc.
P.O. Box 16759 | Irvine | CA | 92623
Phone: (949) 261-1920 | Fax: (949) 261-7451
Website: www.pasternack.com | E-Mail: sales@pasternack.com

FSCM NO. 53919

CAD FILE 101915

SCALE N/A

SIZE A

150